

Yon gid Google Translate pou fanmi

Enfòmasyon ak konsèy pou w kore aprantisaj
pitit ou lakay.

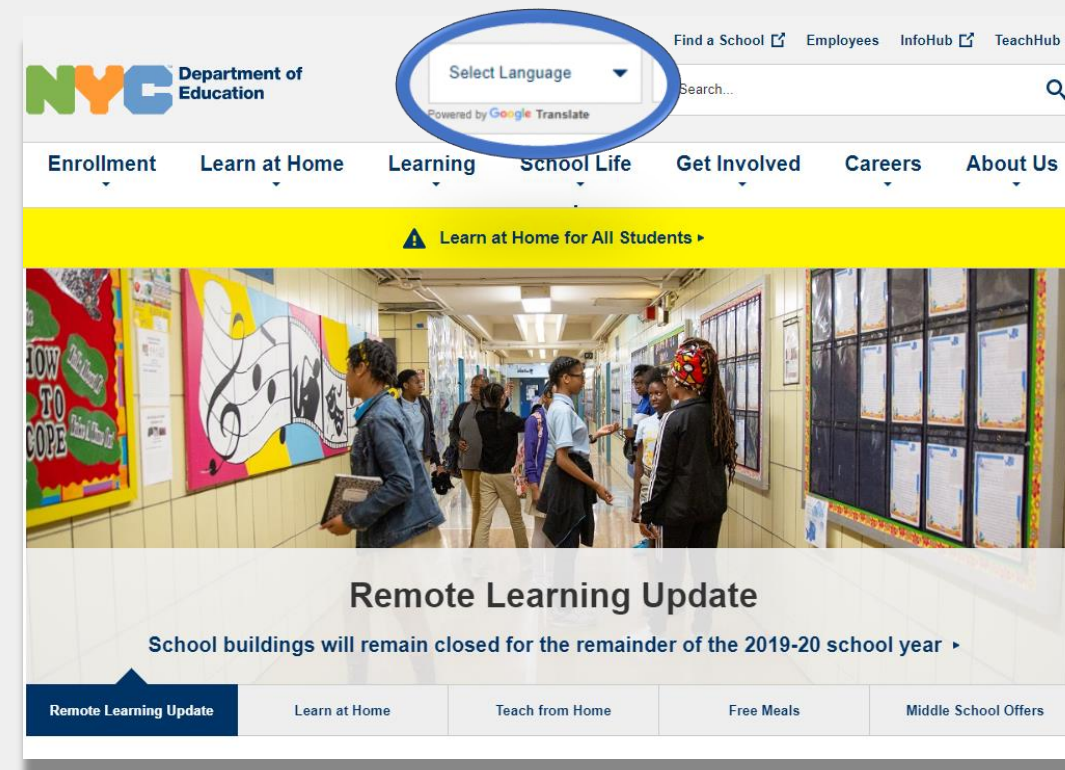


Rete enfòmè

Ale sou www.schools.nyc.gov pou resevwa enfòmasyon ki pi resan yo sou aprantisaj adistans.

Voye tèks mesaj “COVID” nan 692-692 pou resevwa mizajou regilye sou COVID-19.

Se Google Translate ki sipòte sitwèb nou an. Ou ka chwazi lang ou pi pito a anlè paj sa a.



The screenshot shows the top portion of the NYC Department of Education website. The logo for the Department of Education is on the left. To its right is a search bar and a language selection dropdown menu labeled "Select Language", which is circled in blue. Below the logo and search bar is a navigation menu with links for Enrollment, Learn at Home, Learning, School Life, Get Involved, Careers, and About Us. A yellow banner below the navigation menu contains a warning icon and the text "Learn at Home for All Students". Below the banner is a photograph of a school hallway with students. At the bottom of the screenshot, there is a "Remote Learning Update" section with the text "School buildings will remain closed for the remainder of the 2019-20 school year" and a navigation bar with buttons for "Remote Learning Update", "Learn at Home", "Teach from Home", "Free Meals", and "Middle School Offers".

Enfòmasyon enpòtan sou aprantisaj adistans

23 mas 2020, lekòl leta Vil Nouyòk te demare ak aprantisaj adistans pou tout elèv nan fen ane lekòl 2019-2020 an. Ale sou www.schools.nyc.gov pou resevwa enfòmasyon ki pi resan yo sou aprantisaj adistans.



[Paj prensipal](#) nou an gen mizajou enpòtan ki gen rapò ak lekòl nou yo ak aprantisaj pitit ou a.



Tout moun k ap viv nan Vil Nouyòk ka resevwa twa pla [manje gratis](#) pa jou, soti lendi rive vandredi. Chèche yon kote bò lakay ou ki bay [manje gratis](#).



Ale sou [Paj aktivite pou elèv](#) nou an pou jwenn resous pou sipòte aprantisaj pitit ou a lakay.



Fanmi ki bezwen yon aparèy ki gen entènèt pou aprantisaj adistans pitit yo ka mande yonn si yo ranpli [Fòm pou mande aparèy](#) la oswa si yo rele nan 718-955-5100 ekstansyon 5.



[\(Paj ki gen kesyon moun poze souvan](#) Frequently Asked Questions, FAQ) nou an gen repons pou kesyon sou kòman pou jwenn aksè ak sèvis aprantisaj adistans pou elèv.



[Sant Rejyonal pou Ranfòsman](#) (Regional Enrichment Centers, RECs) ofri gadri pou moun k ap bay premye swen (first responders). Si w panse ou ka elijib, [ranpli sondaj REC a](#).

Google Translate

Google Translate se yon zouti gratis, ki disponib sou pifò aparèy. Ou ka itilize Google Translate pou tradui tèks, maniskri, diskou ak sitwèb nan plis pase 100 lang diferan.

Google Translate pa ranplase sèvis tradiksyon ak entèpretasyon lekòl ou a ofri. Men Google Translate ka ede w navige nan dokiman sou entènèt ak amelyore komunikasyon avèk moun ki pa pale lang ou pale a.

Pou konpitè, yo itilize Google Translate kòm yon pati nan navigatè sitwèb (web browser) w ou a. Pou iPhone, iPad, ak aparèy Android, yo itilize Google Translate kòm yon app.



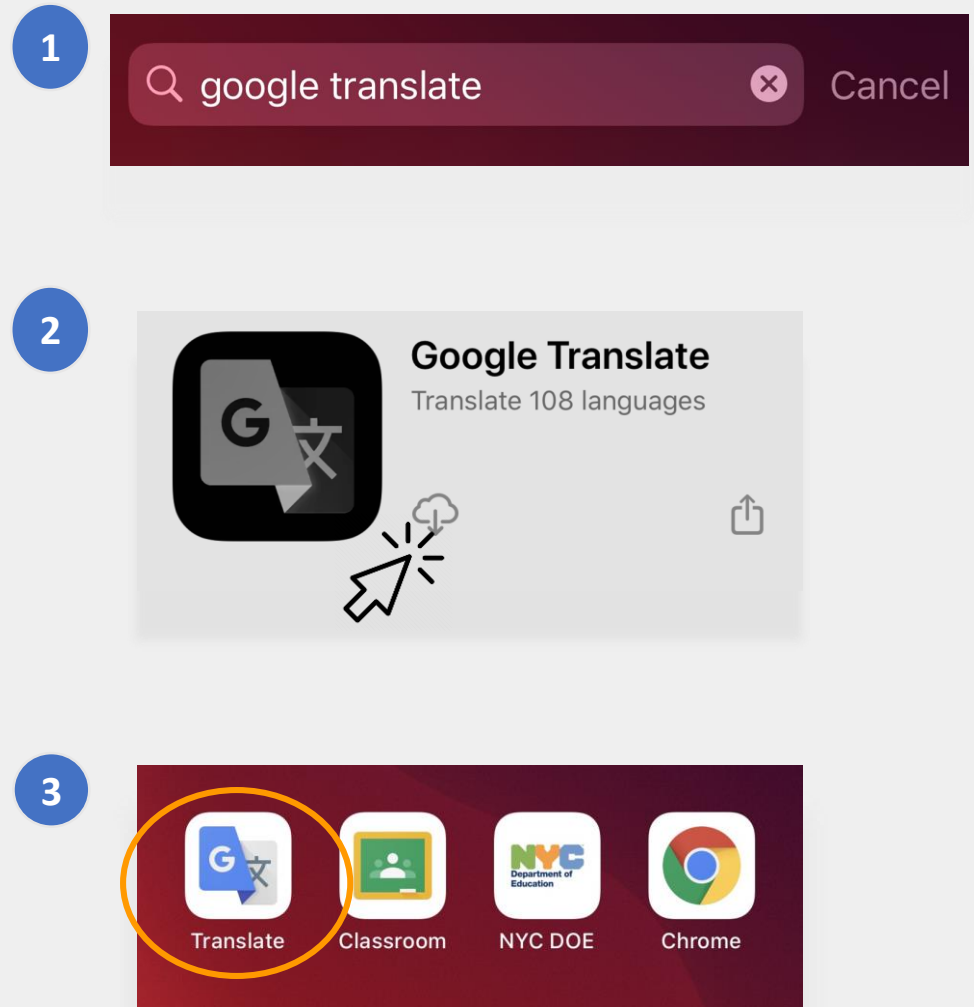
Si lang ou pi pito a se pa anglè, ou ka toujou mande pou w gen yon entèprèt kalifye pou reyinyon lekòl oswa pou tradiksyon pwofesyonèl dokiman ki enpòtan yo.

Telechaje (Download) Google Translate pou telefòn oswa tablet ou a

- 1 Chèche app Google Translate la:
 - Pou aparèy iOS (Apple) , ale nan [app store](#)
 - Pou aparèy Android, ale nan [Google Play](#)
- 2 Klike sou “install” oswa sou “cloud icon” pou download app la.
- 3 Verifye si w rive telechaje Google Translate avèk siksè. Kounye a ou sipoze wè ikòn lan nan kwen adwat ki nan tèt browser w la.



Si w gen yon aparèy ki gen entènèt DOE te ba w, aparèy ou a sipoze deja genyen aplikasyon Google Translate la sou li.



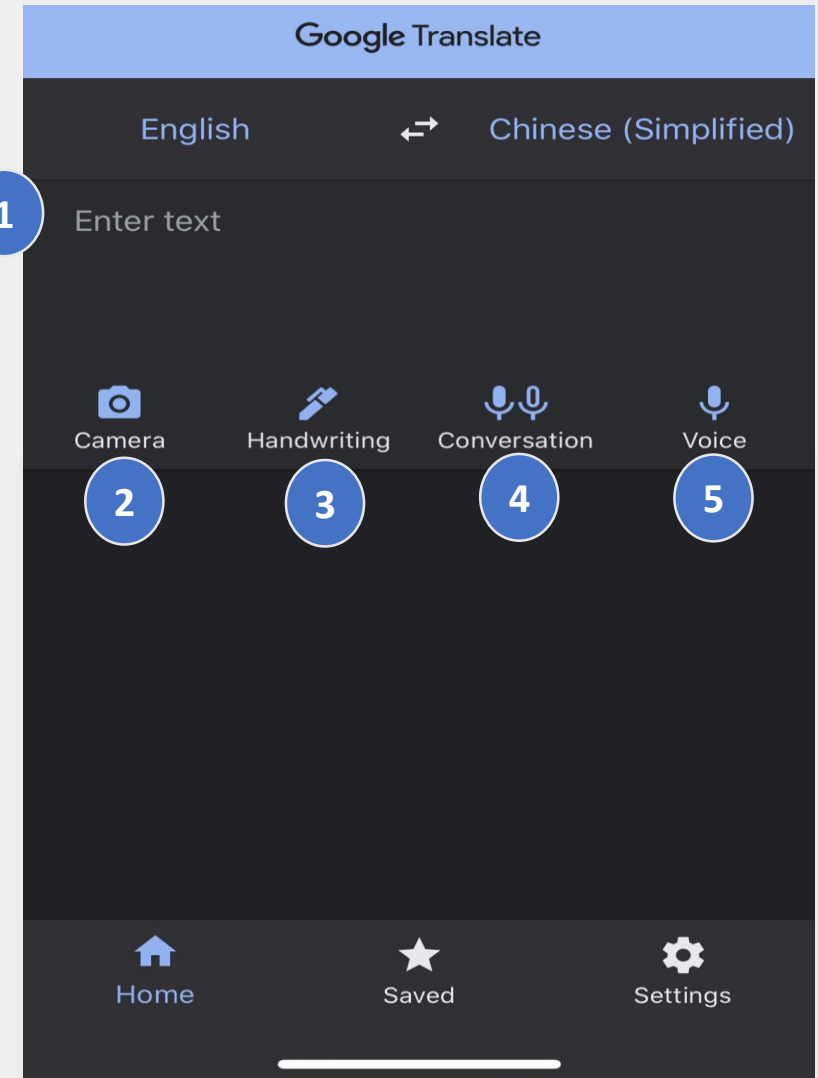
Itilizasyon Google Translate sou telefòn oswa tablet ou a

Google Translate gen ladan opsyon tradiksyon sa yo:

- 1 **Tèks** (tape)
- 2 **Kamera** (fè foto tèks)
- 3 **Maniskri** (ekri avèk touchpad la)
- 4 **Konvèsasyon** (diskou)
- 5 **Vwa** (diskou an tèks)



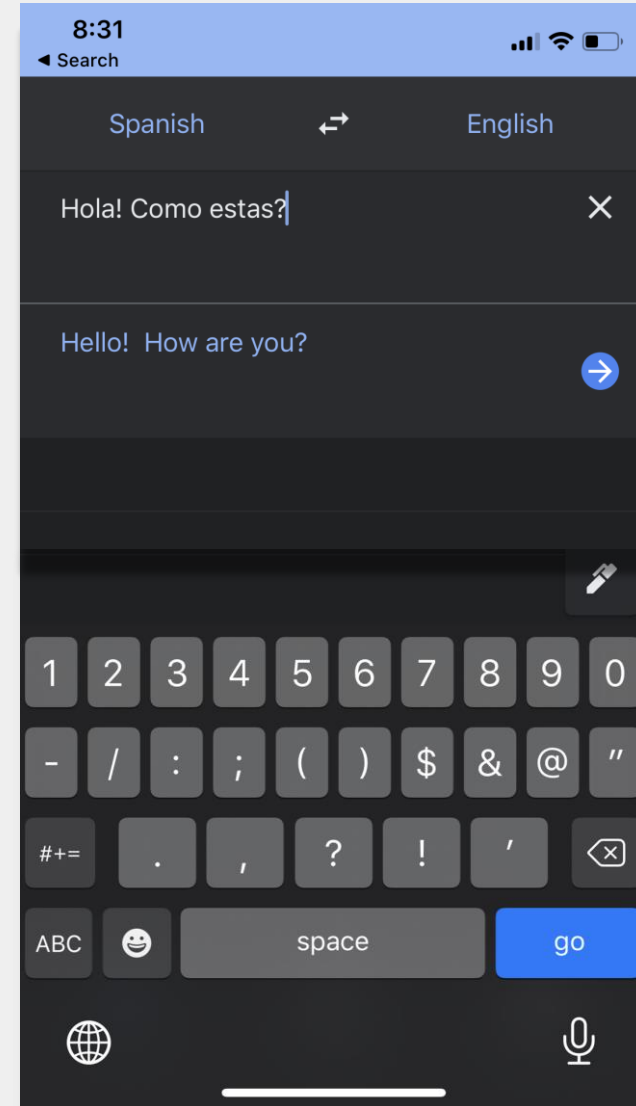
Ou ka download tou lang yo sou telefòn ou pou w ka itilize Google Translate lè w pa sou entènèt.



Tèks ak maniskri

Opsyon **Tèks** ak **maniskri** a pèmèt ou tradui tèks ki nan yon lang nan yon lòt lang.

Aprè w fin chwazi lang ou yo, tape oswa ekri an mo oswa ekspresyon nan yon sèl lang. Aplikasyon an pral fè tout sa li kapab pou tradui sa w te mete nan lang ou chwazi a.



Tape ikòn “plim” lan pou itilize touchpad la pou ekri done yo.

Kamera

Opsyon kamera a pèmèt ou tradui imaj tèks ki nan yon lang nan yon lòt lang.

- Fikse kamera w la sou imaj la jiskaske ou detekte lang lan epi tradiksyon an konplè.
- Ou ka chwazi kenbe foto sa a si w itilize fonksyon 'import' la.

"¡Mírame!
¡Mírame!
¡Mirame ahora!
Es divertido divertirse
Pero tienes que saber cómo.



"Look at me!
Look at me!
Look at me NOW!
It is fun to have fun
But you have to know how.



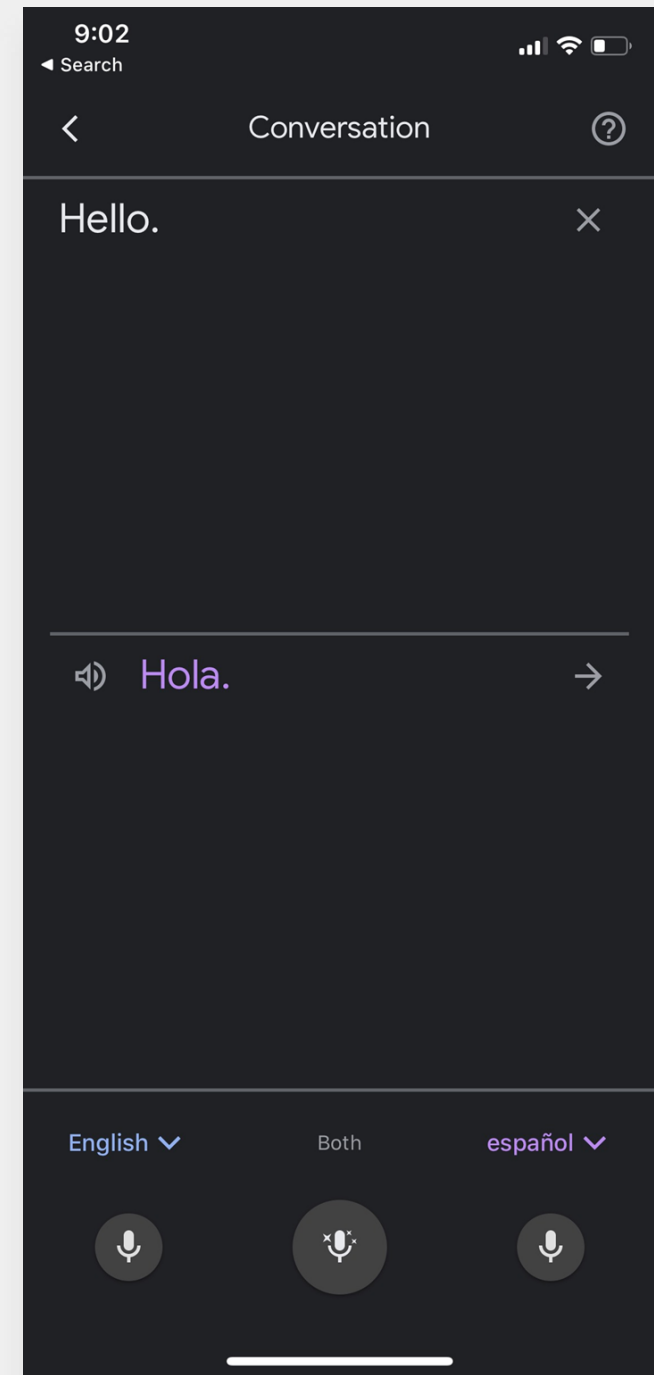
Hãy nhìn tôi này!
Hãy nhìn tôi này!
Nhìn tôi NGAY BÂY GIỜ!
Đó là niềm vui để vui vẻ
Nhưng bạn phải biết làm thế nào.



Konvèsasyon ak Vwa

Opsyon konvèsasyon ak vwa pèmèt ou pale nan yon lang epi apresya fè sa w di a repete nan yon lòt lang.

Ou ka itilize opsyon “**Both**” la ki pral otomatikman detekte lang ou itilize yo pandan w ap fè yon konvèsasyon avèk yon moun ki pale yon lang diferan.




Downloading Google Translate

Pou w ka gen Google Translate sou konpitè w, w ap bezwen de bagay: **Chrome web browser** ak **ekstansyon sitwèb Google Translate**.

Si w poko gen **Chrome web browser**, swiv etap sa yo:

- 1 Ale nan google.com/chrome/ sou web browser ou a.
- 2 Klike sou “**download Chrome**”.
- 3 Ouvri fichye ou te telechaje (download) a pou enstale Chrome web browser.
 - Non fichye a se “ChromeSetup.exe” pou Windows ak “googlechrome.dmg” pou Mac.

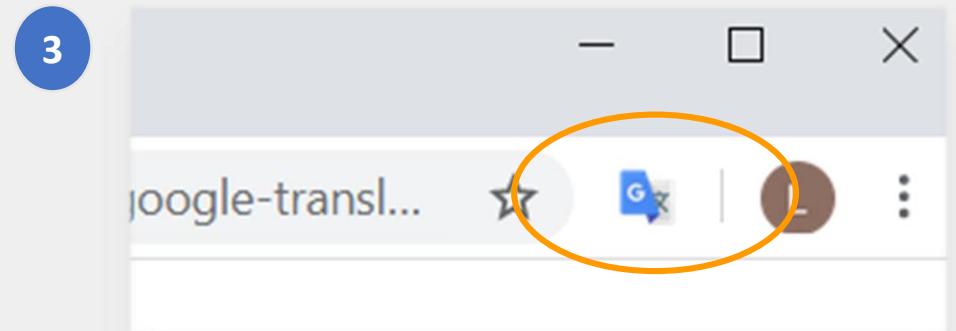
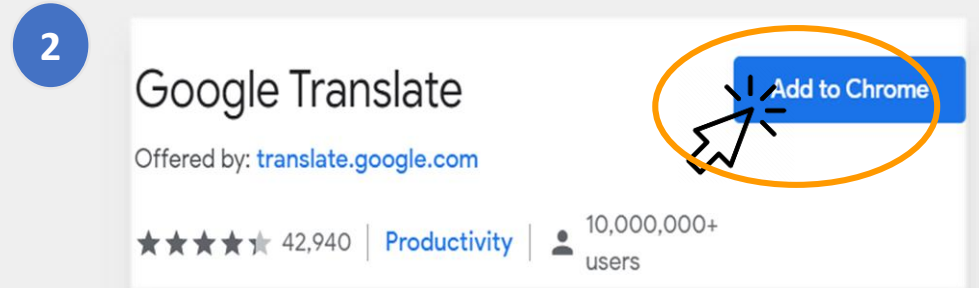
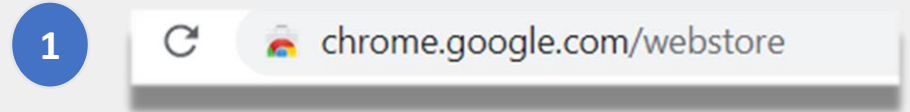


Downloading Google Translate (suit)

Kounye a ou gen [Google Chrome browser](#), apres a ou pral bezwen **Google Translate web extension**.

Pou download **Google Translate web extension**, swiv etap sa yo:

- 1 Ale nan [Chrome Web Store](#) avèk Chrome web browser w la epi chèche “**Google Translate**”
- 2 Klike sou “**Add Chrome**”.
- 3 Verifye si w rive telechaje Google Translate avèk siksès. Kounye a ou sipoze wè ikòn lan nan kwen adwat ki nan tèt browser w la.



Tradiksyon sitwèb

Pou tradui sitwèb:

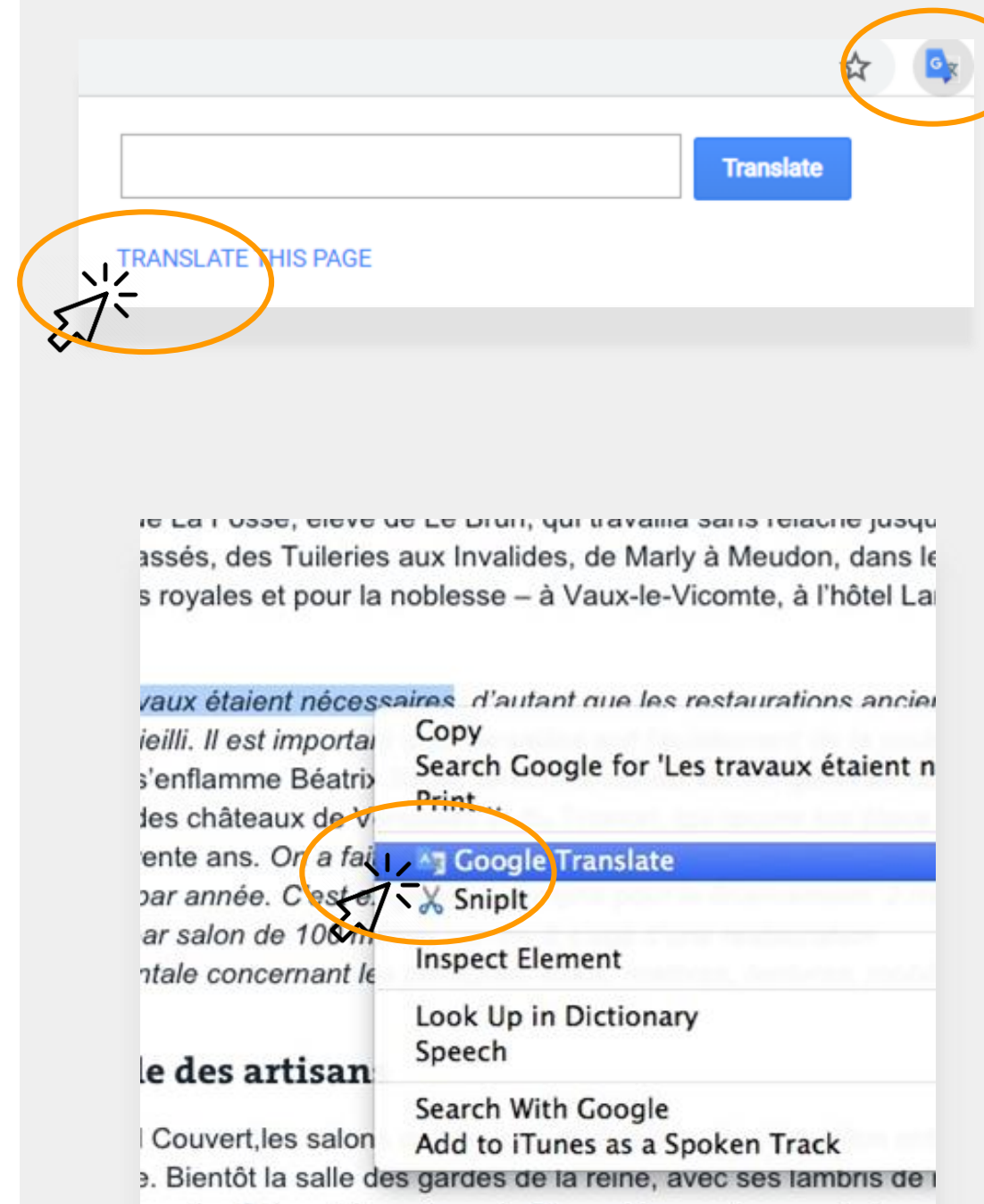
- Klike sou ikòn “Google Translate” ki nan kwen adwat anlè ekran w lan.
- Klike sou “Translate this Page”.
- Chwazi ki lang ou pi pito a.

Pou tradui mo oswa ekspresyon espesifik sou yon sitwèb:

- Souliye epi fè yon klik adwat (right-click) sou tèks ou vle tradui a.
- Chwazi “Google Translate”.



Ou ka itilize tou opsyon sa a pou materyèl dokiman ki nan Google Classroom, tankou dokiman, fòm ak imèl.



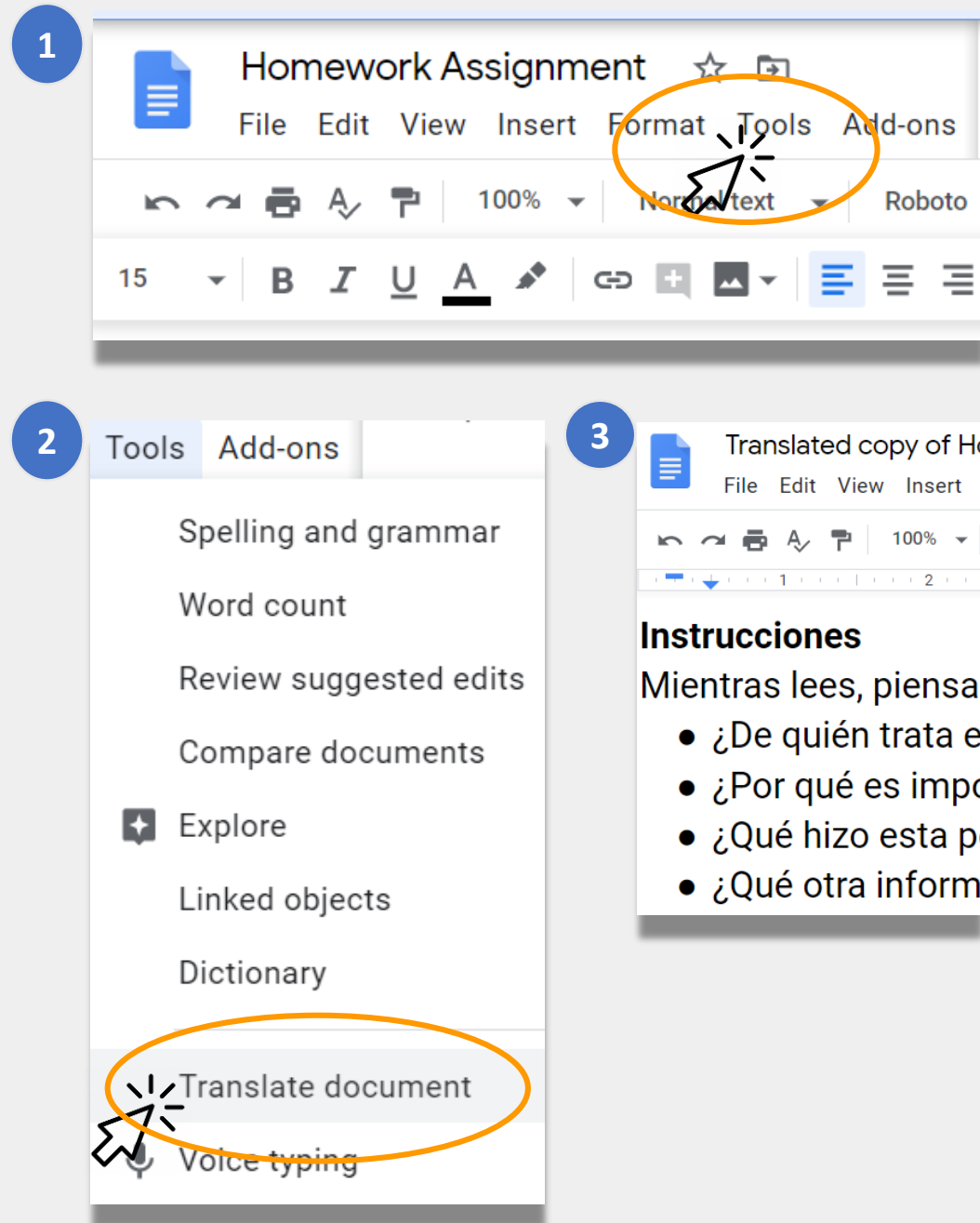
Tradiksyon dokiman nan Google Docs

Google Docs se dokiman sou entènèt yo kamande pitit ou a itilize pou fè ak remèt devwa.

Si yon devwa se ann anglè li ye epi ou vle kenbe yon kopi nan yon lang ou pi pito, ou ka itilize **Translate tool** nan Google Docs.

Pou tradui ak fè yon kopi Google Doc:

- 1 Klike sou opsyon **“Tools”** sou meni browser w la.
- 2 Klike sou **“Translate Document”**. Chwazi yon lang, epi klike sou **“Translate”**.
- 3 Kounye a ou kreye pwòp kopi pa w.



Link NYCDOE sou aprantisaj adistans

NYC Department of Education
<https://www.schools.nyc.gov/>

Aktivite pou elèv
<https://www.schools.nyc.gov/learn-at-home/activities-for-students>

Zouti ak sipò teknik
<https://www.schools.nyc.gov/learn-at-home/technical-tools-and-support>

Kesyon moun poze souvan sou aprantisaj adistans
<https://www.schools.nyc.gov/learn-at-home/information-on-remote-learning>

Manje gratis
<https://www.schools.nyc.gov/school-life/food/free-meals>

Aparèy pou aprantisaj adistans
<https://www.schools.nyc.gov/learn-at-home/ipad-distribution>

Sant Rejyonal pou Ranfòsman (REC)
<https://www.schools.nyc.gov/enrollment/enrollment-help/regional-enrichment-centers>

Demare avèk iPad DOE prete w la
<https://www.schools.nyc.gov/learn-at-home/ipad-distribution/getting-started-with-your-ipad>