

Yon gid Google Classroom pou fanmi

Enfòmasyon ak konsèy pou w kore aprantisaj
pitit ou lakay.

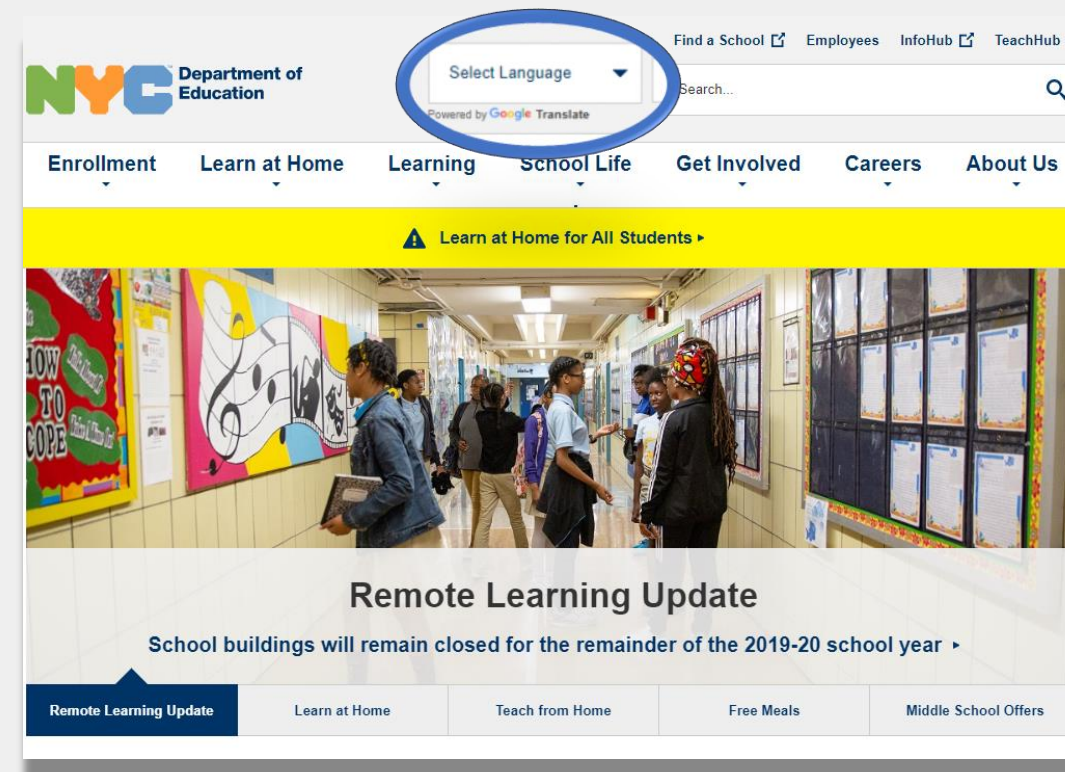


Rete enfòmè

Ale sou www.schools.nyc.gov pou resevwa enfòmasyon ki pi resan yo sou aprantisaj adistans.

Voye tèks mesaj “COVID” nan 692-692 pou resevwa mizajou regilye sou COVID-19.

Se Google Translate ki sipòte sitwèb nou an. Ou ka chwazi lang ou pi pito a anlè paj sa a.



The screenshot shows the top portion of the NYC Department of Education website. At the top left is the logo for NYC Department of Education. To the right of the logo is a search bar and a "Select Language" dropdown menu, which is circled in blue. Below the logo and search bar is a navigation menu with links for Enrollment, Learn at Home, Learning, School Life, Get Involved, Careers, and About Us. A yellow banner below the navigation menu contains a warning icon and the text "Learn at Home for All Students". Below the banner is a photograph of a school hallway with students. At the bottom of the screenshot is a "Remote Learning Update" section with the text "School buildings will remain closed for the remainder of the 2019-20 school year" and a navigation bar with buttons for Remote Learning Update, Learn at Home, Teach from Home, Free Meals, and Middle School Offers.

Enfòmasyon enpòtan sou aprantisaj adistans

23 mas 2020, lekòl leta Vil Nouyòk te demare ak aprantisaj adistans pou tout elèv nan fen ane lekòl 2019-2020 an. Ale sou www.schools.nyc.gov pou resevwa enfòmasyon ki pi resan yo sou aprantisaj adistans.



[Paj prensipal](#) nou an gen mizajou enpòtan ki gen rapò ak lekòl nou yo ak aprantisaj pitit ou a.



Tout moun k ap viv nan Vil Nouyòk ka resevwa twa pla [manje gratis](#) pa jou, soti lendi rive vandredi. Chèche yon kote bò lakay ou ki bay [manje gratis](#).



Ale sou [Paj aktivite pou elèv](#) nou an pou jwenn resous pou sipòte aprantisaj pitit ou a lakay.



Fanmi ki bezwen yon aparèy ki gen entènèt pou aprantisaj adistans pitit yo ka mande yonn si yo ranpli [Fòm pou mande aparèy](#) la oswa si yo rele nan 718-955-5100 ekstansyon 5.



[\(Paj ki gen kesyon moun poze souvan](#) Frequently Asked Questions, FAQ) nou an gen repons pou kesyon sou kòman pou jwenn aksè ak sèvis aprantisaj adistans pou elèv.



[Sant Rejyonal pou Ranfòsman](#) (Regional Enrichment Centers, RECs) ofri gadri pou moun k ap bay premye swen (first responders). Si w panse ou ka elijib, [ranpli sondaj REC a](#).


Google Classroom

Google Classroom se yon platfòm sou entènèt kote elèv:

- Fè devwa ak remèt yo
- Patisipe nan leson
- Kominike avèk pwofesè yo
- Konsève travay klas la nan klasè sou entènèt



Ou ka itilize tou Google Classroom sou [iPad](#), [iPhone](#), ak [Aparèy Android](#).

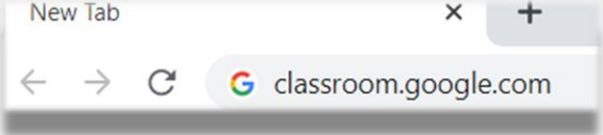
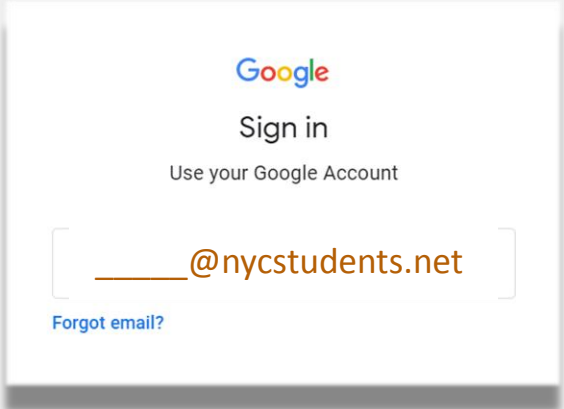
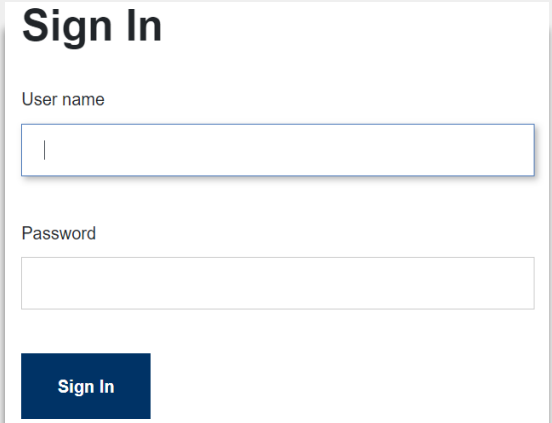


Logging nan Google Classroom

- 1 Ale nan classroom.google.com
- 2 Si lekòl ou a te ba w yon kont Google, itilize kont sa a. Si w pa genyen, itilize menm enfòmasyon kont ki pou Remote Learning Portal la. Li fini ak “@nycstudents.net”
- 3 Yo ka mande w pou log into Remote Learning Portal la ankò.



Sonje: Kont pèsònèl ki fini ak "@gmail.com" p ap bay pitit ou a aksè nan salklas pwofesè a.

- 1 
- 2 
- 3 

Logging nan Google Classroom (suit)

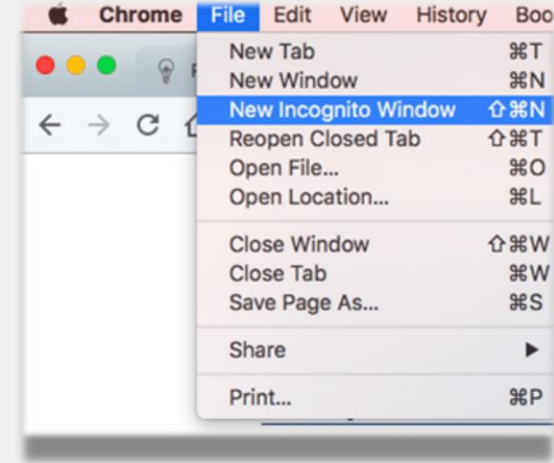
Google pèmèt plizyè kont rete konekte (logged on) an menmtan. Si w logged into nan plizyè kont, pitit ou a gen dwa pa ka wè salklas li yo. Gen de fason pou w rezoud pwoblèm sa a:

- 1 Itilize yon **“new incognito window”** nan navigatè wèb (web browser) ou a oswa;
- 2 Chwazi kont itilizatè w nan lis kont lan.
 - Klike sou ikòn “account” ki nan kwen adwat anlè ekran w lan.
 - Chwazi pwofil pitit ou a.

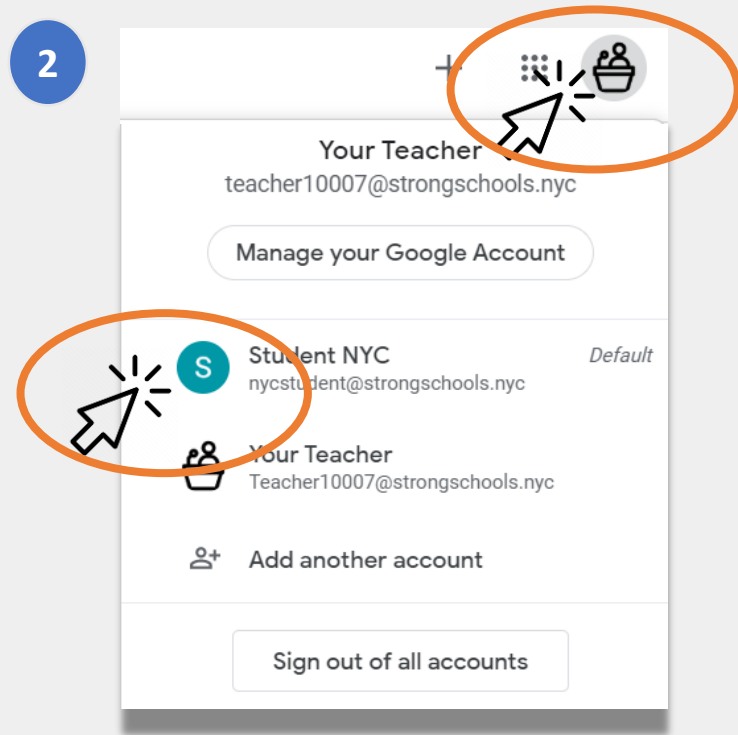


Sonje: Kont pèsònèl ki fini ak “@gmail.com” p ap bay pitit ou a aksè nan salklas pwofesè a.

1



2



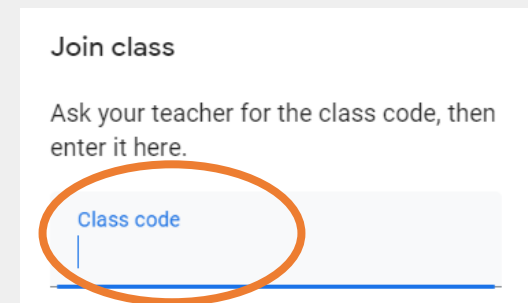
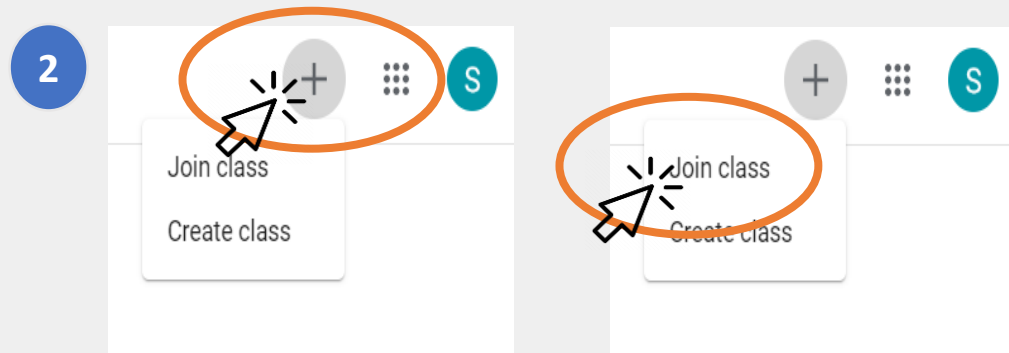
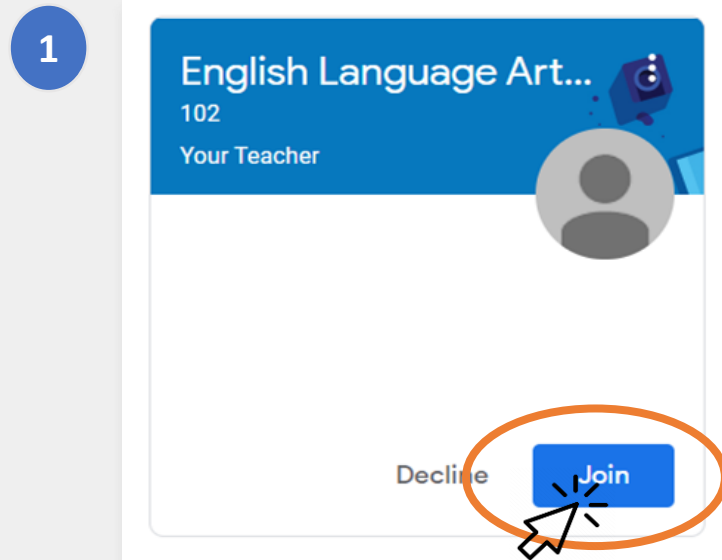
Patisipe nan salklas la

Elèv ka patisipe nan salklas sou entènèt nan de fason:

1 **Si pwofesè a envite yo sou entènèt.** Si pitit ou a resevwa yon envitasyon, tout sa li bezwen fè se klike sou “Join”. Oswa;

2 **Si li itilize yon kòd pou kou a.** Si pitit ou a te resevwa yon kòd aksè, l ap bezwen:

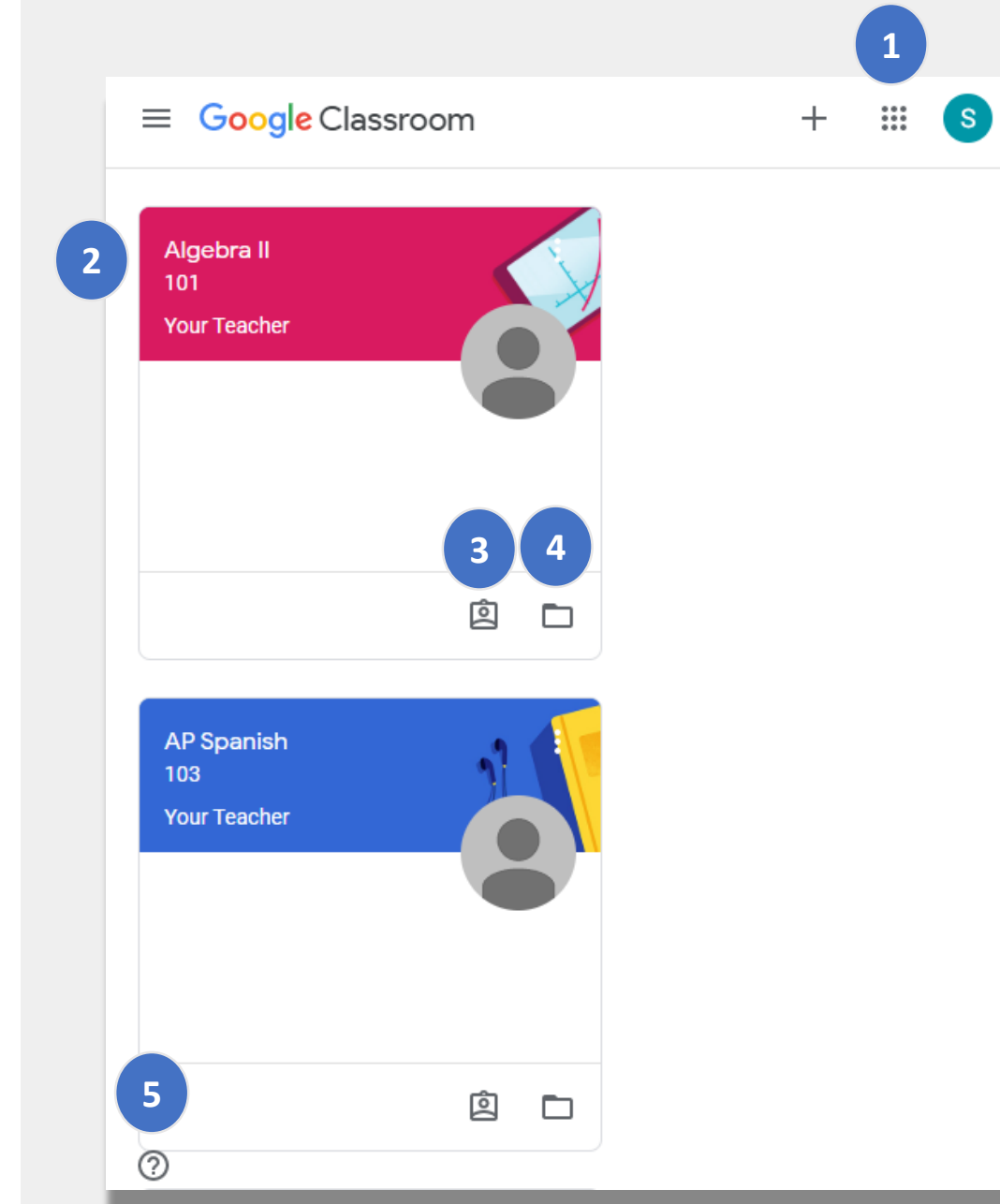
- Klike sou ikòn “+” ki nan kwen adwat anlè paj la.
- Klike sou “**Join Class**”.
- Antre **kòd kou a**. Yon kòd kou gen 6 oswa 7 lèt oswa chif



Paj akèy la (Home Page)

“Home Page” Google Classroom la montre w diferan salklas ki pou pitit ou a. men kèk opsyon enpòtan ki gen nan paj sa a:

- 1 Ikòn “Waffle” ki montre w diferan zouti ki disponib pou pitit ou a.
- 2 Non kou a ak non pwofesè a.
- 3 Travay ki pase ak sa k ap vini pwofesè kou sa a bay.
- 4 Klasè sou entènèt ki gen tout travay pitit ou a pou kou sa a.
- 5 Sant èd ak kominote èd (Help Center and Help Community) kote ou ka poze kesyon oswa jwenn enfòmasyon sou Google Classroom. Se Google ki òganize paj sa yo, se pa lekòl ou a.



Stream

Paj **Stream** lan se kote pwofesè yo kominike avèk elèv yo.

Lè pwofesè yo pataje devwa, egzèsism materyèl oswa link pou sesyon sou entènèt, yo parèt tou nan paj Stream lan.

Pwofesè yo ka pèmèt tou elèv yo afiche bagay sou paj Stream lan epi fè entèaksyon avèk kamarad yo.

The screenshot displays the Blackboard interface for a course titled "Algebra I 101". At the top, navigation tabs for "Stream", "Classwork", and "People" are visible, with "Stream" circled in yellow. Below the navigation is a course banner featuring the text "Algebra I 101" and an image of a tablet displaying a graph. The main content area is divided into three sections: 1) "Upcoming" tasks, listing "Homework: Chapter 4" due Wednesday and "Quiz: Inequalities" due Friday, with a "View all" link; 2) A "Share something with your class..." prompt; and 3) A feed of recent posts, including "Your Teacher posted a new material: Imagine Math" and "Your Teacher posted a new assignment: Homework: Chapter 4".

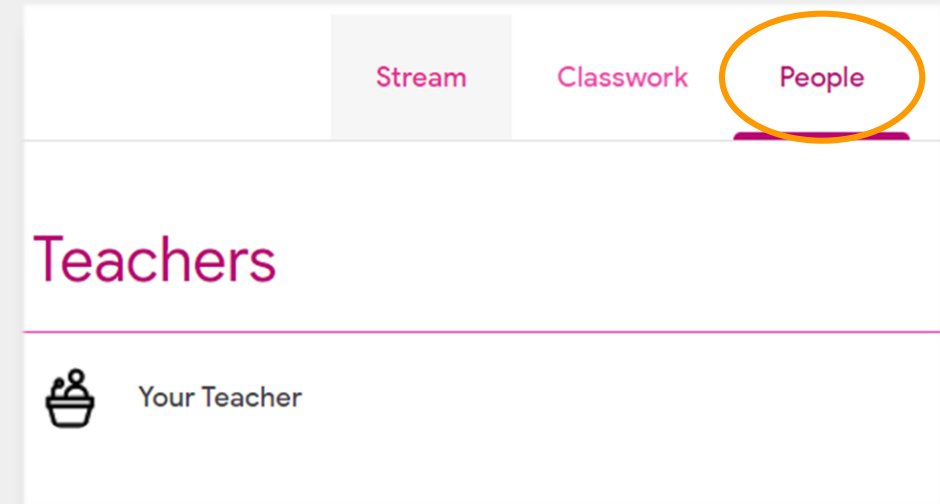
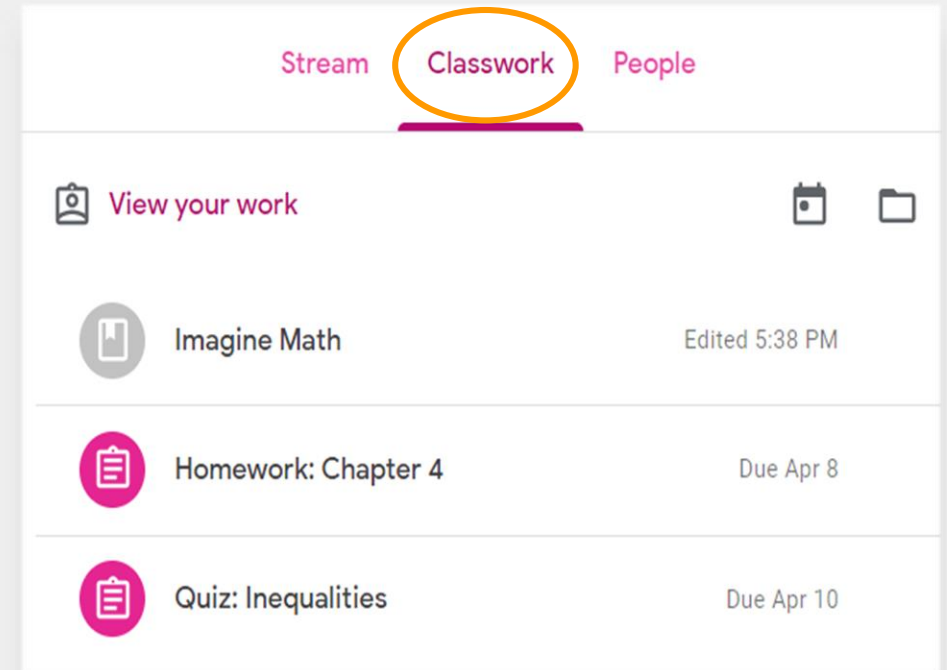
Travay klas (Classwork)

Paj **Classwork** la gen ladan tout devwa ak materyèl pou kou a.

Elèv yo itilize paj Classwork la pou remèt devwa pwofesè a korije.

People

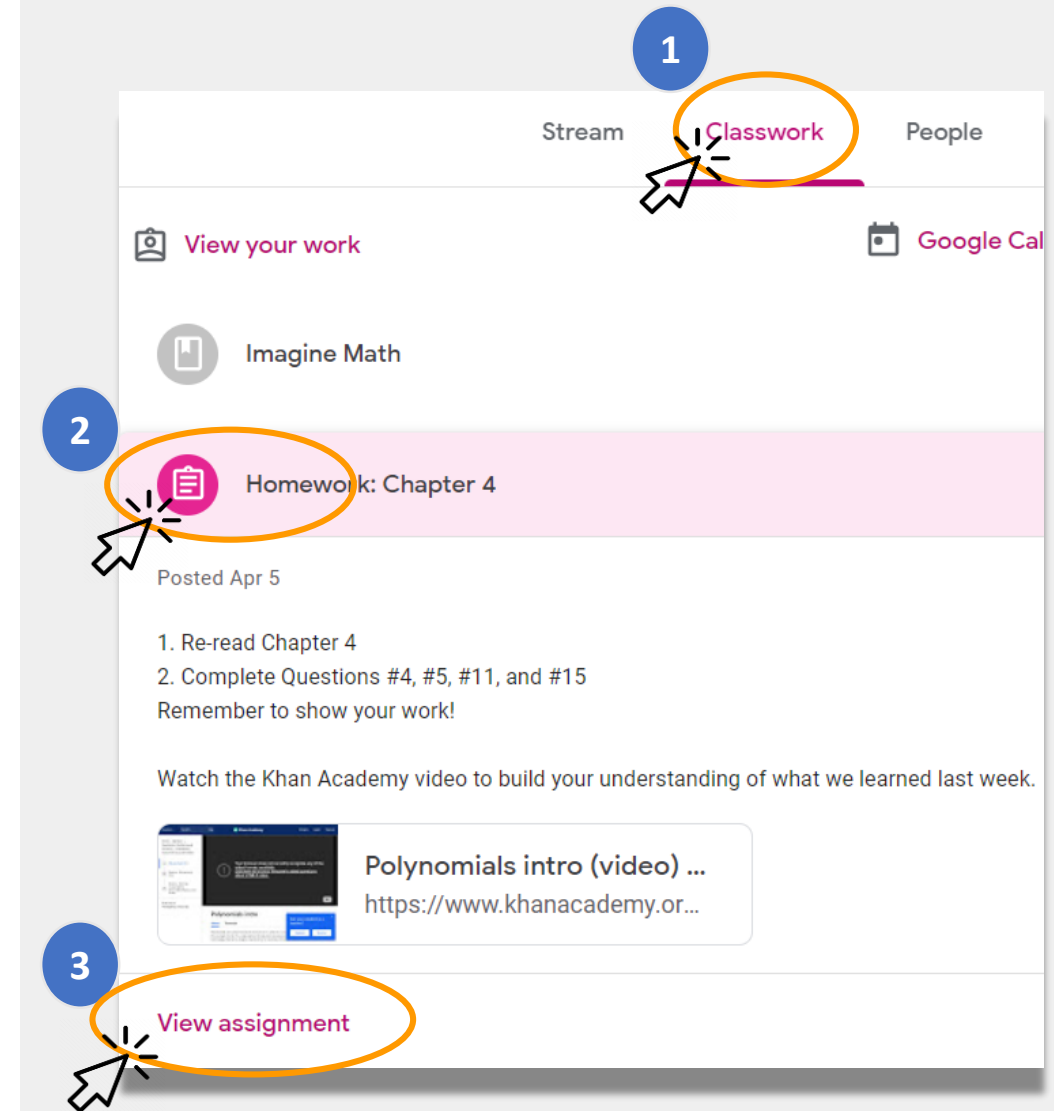
Paj **People** la gen ladan yon lis pwofesè pou kou sa a.



Remèt devwa

Pitit ou a ka wè ak remèt devwa si yo itilize paj **Classwork** la. Pou remèt yon devwa:

- 1 Klike sou paj **Classwork** la.
- 2 Klike sou devwa a.
- 3 Klike sou **“View assignment”**.



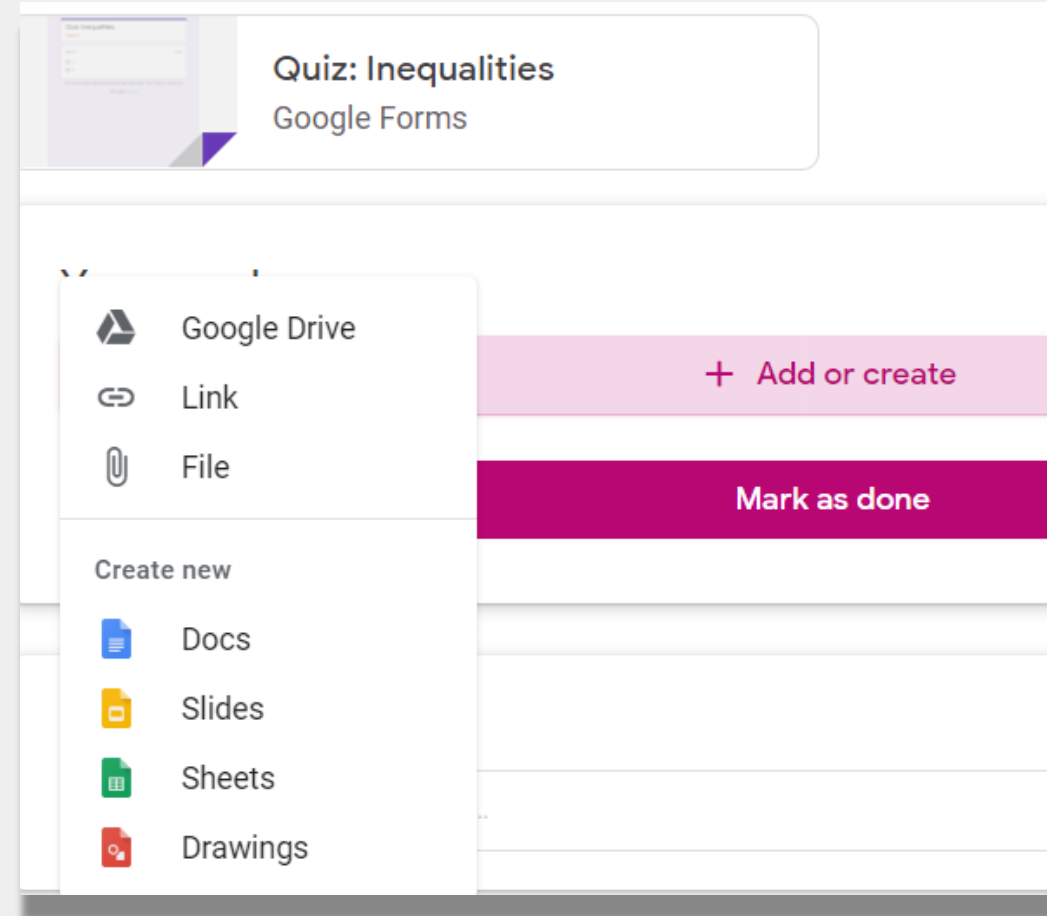
Remèt devwa (suit)

Jeneralman, pwofesè a pral deja gen yon dokiman pou pitit ou a konplete. Si pa genyen, klike sou “+ Add or create” pou chwazi yon mwayen pou reponn ak remèt yon devwa.

- Paegzanp, lè w klike sou “**Google Drive**” l ap pèmèt pitit ou a voye yon bagay apati kasè (folder) li genyen sou entènèt.

Klike “**Mark as done**” lè devwa a pre pou pwofesè a gade.

- Pwofesè yo ka bay travay ki pa egzije pou remèt yon bagay, paegzanp ranpli yon fòm. Li ka sèlman bezwen klike “**Mark as done**” lè travay la fini.



Guardian Summaries

Guardian Summaries se mesaj imèl chak semèn oswa chak jou pou fanmi. Imèl sa yo gen ladan yo:

- Travay ki pa fèt (**Missing Work**) si pitit ou a bezwen fè yon devwa ki depase delè.
- Travay k ap vini(**Upcoming Work**) pou semèn pwochen.
- Aktivite klas (**Class Activity**) tankou travay pitit ou a fèk fè oswa repons li bay pou anns pwofesè a fè.



Voye yon imèl bay pwofesè w la si w ta renmen resevwa Guardian Summaries pou pitit ou a.



Google Classroom

Weekly summary for Felix

Aug 1 – Aug 5, 2016

Student work

Missing from last week

U.S. History – due Jul 26

My top five influential figures in American History

Create a top 5 list of the most influential figures in American history from the people listed in the handout. For each figure, write a brief explanation (in your own words) on why they are on your list. We will be going over this in class so make sure you are ready to justify your choices.

English and American Literature – due Jul 27

What is the Harlem Renaissance? Who started it?

Due next week

U.S. History – Due Aug 9

"The Price of Free Speech" Reading and Questions

Read the handout attached and answer the questions listed in the Google Doc. All answers should be in your words.

Link NYCDOE sou aprantisaj adistans

NYC Department of Education
<https://www.schools.nyc.gov/>

Aktivite pou elèv
<https://www.schools.nyc.gov/learn-at-home/activities-for-students>

Zouti ak sipò teknik
<https://www.schools.nyc.gov/learn-at-home/technical-tools-and-support>

Kesyon moun poze souvan sou aprantisaj adistans
<https://www.schools.nyc.gov/learn-at-home/information-on-remote-learning>

Manje gratis
<https://www.schools.nyc.gov/school-life/food/free-meals>

Aparèy pou aprantisaj adistans
<https://www.schools.nyc.gov/learn-at-home/ipad-distribution>

Sant Rejyonal pou Ranfòsman (REC)
<https://www.schools.nyc.gov/enrollment/enrollment-help/regional-enrichment-centers>

Demare avèk iPad DOE prete w la
<https://www.schools.nyc.gov/learn-at-home/ipad-distribution/getting-started-with-your-ipad>