




Yon rezime aprantisaj adistans (Remote Learning) pou fanmi

Enfòmasyon ak konsèy pou w kore aprantisaj pitit ou lakay.



Tabmatyè aprantisaj adistans

Prezantasyon sa a gen enfòmasyon enfòmasyon ak resous enpòtan pou sipòte timoun depi nesans jiska klas 12yèm ane nan aprantisaj adistans.

Etikèt	Odyans	Nimewo Slide
Birth-5 	Timoun piti, tibebe, laj 3 lane ak timoun laj katran ki pral 5 lane.	3 - 7
K-12 	Elèv ki nan Kindergarten rive klas 12yèm ane.	8 - 19
Birth-12 	Tout elèv ki nan DOE.	20 - 30



Aprantisaj adistans pou nesans - 5yèm ane

Seksyon sa a gen enfòmasyon espesifik pou timoun pitit, laj 3 lane ak 4 lane ki pral gen 5 lane.

Kisa aprantisaj adistans sanble pou jèn timoun?

Sonje timoun renmen jwe—nenpòt lè, nenpòt kote epi ak prèske tout bagay. Pandan y ap jwe, yo enfòme sou mond ki ozalantou yo ak pratike ladrès ki enpòtan.

Lakay ou deja plen opòtinite pou aprantisaj! Ou ka eksplore resous ki nan slide apre yo pou sipòte aprantisaj lè w:

- Kenbe yon woutin chak jou ki mache pou ou ak fanmi w pou chak moun konnen sa pou yo atann yo.
- Ede pitit ou a rete konekte ak lòt moun nan apèl telefòn ak videyo. Kenbe atachman solid sa ede timoun rete solid ak reyisi.
- Pale avèk pitit ou a sou nouvo coronavirus (COVID-19) ak poukisa lekòl yo fèmen.
- Ofri gwo opòtinite pou aprann atravè jwèt.



Aktivite pou jèn timoun

Tcheke [Edikasyon pou debitan: Aprann lakay](#) (Early Childhood: Learn at Home) pou gid sou kòman pou ede jèn pitit ou a lakay.

- [Learn at Home: resous pedagogik pou Early Childhood](#) gen aktivite ki òganize dapre laj ak sijè. Aktivite sa yo pa mande materyèl ditou oswa materyèl ou ka jwenn byen fasil lakay.
- Ou ka eksplòre tou [Learn at Home: lòt resous](#) pou jwenn aktivite dijital ak sou entènèt ki amizan pou konplete aprantisaj pitit ou a . Li gen ladan tou pwogram ak sèvis Vil Nouyòk ak enfòmasyon sou paran ki itil.

Eleman espesyal: Tcheke paj [Growing Up NYC](#) pou jwenn aktivite pou konstwi sèvo pou mete nan aktivite chak jou.



Science/Discovery

Breathe. Place a light object (e.g. cotton ball, feather, piece of paper, round pencil, small ball, etc.) on one end of a table and see if you and your child can blow it to the other side. Repeat with other objects of differing weights.

... the lights and use a lamp or flashlight (or the light on your mobile device) to ... floor. Move your bodies or hands closer to and further from the light ... your child about other ways you might create shadows too.

... a list or draw pictures of these objects ... inside.

... such as a ...

Virtual Events Programs Ages

Baby
0-11 months

Toddler
1-3 years

Pre-Schooler
4-5 years

Grade-Schooler
6-10 years

Pre-Teen
11-12 years

Teen
13-16 years

resource for

dates

5

Pale sou COVID-19 avèk jèn pitit ou a

Jwenn sijesyon sou kòman pou pale avèk pitit ou a sou COVID-19 nan [Gid pou fanmi jèn timoun pandan fèm ti lekòl](#).

Ou ka jwenn tou mizajou sou coronavirus [Growing Up NYC: Mizajou sou Coronavirus](#) la tankou enfòmasyon resan nan:

- Gadri
- Manje
- Lojman
- Sipò emosyonèl
- Lòt sipò enpòtan



The screenshot shows a webpage from the NYC Department of Education. At the top, it says "NYC Department of Education" and "Chancellor Richard A. Carranza". Below that, there is a section titled "Some language to share with children" with a list of bullet points: "There is a new germ, like the germs that give us the flu or a cold and it's called Coronavirus, or COVID-19.", "It can make people cough or have a fever, but if a person stays for long.", and "Grown-ups...". Below this is a large blue banner with the text "Coronavirus Updates". Under the banner is a navigation menu with buttons for "General Information", "School and Child Care", "Food", "Cash and Benefits", "Housing", "Emotional Support", and "Help for Immigrant New Yorkers". To the right of the menu, there is a paragraph: "As news about coronavirus (COVID-19) changes, the resources below can help guide you and your family with up-to-date and accurate information and support." Below that is a section titled "Updates" with the text: "We update this page often. To get more regular official updates:" followed by three bullet points: "Text 'COVID' to 692-692", "Para español, envíe un mensaje de texto con la palabra 'COVIDESP' al 692-692", and "Download the Notify NYC app". At the bottom, there is a section titled "General Information" with the text: "For information on how to help stop the spread of coronavirus, available resources, and other updates, visit the COVID-19 Citywide Information Portal."


Konekte avèk estaf pwogram pitit ou a

Estaf pwogram pitit ou a disponib pou sipòte w. Ou ka pale avèk li sou:

- Prepare yon woutin chak jou
- Selebri yon aktivite oumenm ak pitit ou a fin fè
- Kesyon ou genyen sou aprantisaj lakay
Nou rekòmande estaf la pou gen de entèksyon avèk chak timoun oswa chak fanmi chak semèn.
- Entèksyon chak semèn sa yo pral konte pou prezans pitit ou an.

Kominike avèk estaf pwogram lan dapre metòd ou pi pito (telefòn, imèl oswa kominikasyon dijital).

- Si pitit ou an pa kapab patisipe nan entèksyon aprantisaj adistans pwogram nou an bay la, tanpri fè nou konnen epi n ap fè akomodasyon nesesè yo pou satisfè bezwen w.



Aprantisaj adistans pou K-12

Seksyon sa a gen ladan enfòmasyon ki espesifik pou elèv ki nan Kindergarten rive klas 12yèm ane.

Aprantisaj adistans

- **Aprantisaj adistans** pèmèt pitit ou a kontinye aprann nan men pwofesè li yo sou entènèt. Pitit ou a ap kapab patisipe nan leson yo ak fè devwa yo lakay li.
- Pitit ou a ka gen aksè nan aprantisaj adistans sou aparèy tankou konpitè, telefòn ak tablets.
- Chak lekòl gen pwòp platfòm sou entènèt pa yo pou aprantisaj adistans. Plizyè lekòl itilize Google Classrooms.



Kisa aprantisaj adistans sanble?

aprantisaj adistans pitit ou a ka “**asynchronous**”, “**synchronous**”, oswa yon melanj toulede.

Nan aprantisaj **asynchronous**, pitit ou a patisipe nan leson pandan yon lè yo chwazi.

- Leson yo ka sanble tankou videyo ki preanrejistre, yon chwa materyèl pou elèv li ak komite diskisyon sou entènèt avèk kamarad li yo.

Nan aprantisaj **synchronous**, pitit ou a patisipe nan leson avèk pwofesè l ak kamarad li yo pandan yon lè ki pwograme.

- Leson yo ka sanble tankou pwofesè yo ak elèv yo k ap itilize kamera videyo pou reponn yonn lòt.

Aktivite pou elèv K-12yèm ane

Paj [Aktivite pou elèv](#) nou an gen materyèl ak resous fanmi ka itilize pou sipòte aprantisaj pitit yo lakay..

Aktivite yo disponib pou chak nivo klas ak matyè.

Aktivite sa yo pa ranplase sa pitit ou a ap aprann lè li nan lekòl oswa nan aprantisaj adistans avèk pwofesè l.

Gen aktivite tou pou sipòte [elèv ki gen bezwen espesyal](#) ak [elèv k ap aprann lang anglè](#) (English Language Learners, ELL).



 Learn at Home for All Students ▶

Home ▶ Learn at Home ▶ Activities for Students

Activities for Students

The materials on the Learn at Home pages are designed to provide supplementary learning resources to students in the event that students may need to be home from school. We encourage you to use this time to continue your student's learning while they are at home. To help students engage in educational material, we have shared the resources below for students in all grades, from Early Learn through elementary and middle school, and for high school. These materials do not replace what your child has been learning at school, but during this unusual time it is important that students continue to read, write, do social studies and science activities, and work on math problems.

The materials on the grade specific pages below include:

- Suggested daily study schedules
- Guides and materials for instructional activities
- Recommended educational television shows
- Links to a variety of books, magazines, and websites on a wide range of topics that appeal to children at all ages

Portal aprantisaj adistans (Remote Learning Portal)

[Pòtal aprantisaj adistan](#) (Remote Learning Portal) la gen tout zouti pou aprantisaj pitit ou a sou entènèt.

Elèv yo bezwen [kont elèv DOE](#) yo pou yo log in nan Remote Learning Portal. Kont sa a fini ak “**@nycstudents.net**”.

- Ou ka jwenn **non izaje** (Username) oswa **modpas** (Password) pitit ou a avèk [paj otosèvis kont elèv](#) (Student Account Self Service) la.
- Ou ka jwenn **Nimewo idantifikasyon elèv** (Student Identification Number, OSIS) ki gen 9 chif pitit ou a nan kanè l, nan kat idantifikasyon l oswa nan [NYCSA account](#).



Ale nan paj [Zouti ak sipò teknik](#) pou jwenn plis enfòmasyon.

Remote Learning Portal 

Sign In

User name

_____@nycstudents.net


Password

Sign In

Kisa ki nan Remote Learning Portal la?

Lè pitit ou a ale nan (logs into) Remote Learning Portal, l ap gen aksè nan twa zouti enpòtan.

- Google Classroom
- TeachHub
- Microsoft Office 365




Google Classroom

[Google Classroom](#) se yon platfòm sou entènèt kote elèv:

- Fè devwa ak remèt yo
- Patisipe nan leson
- Kominike avèk pwofesè yo
- Konsève travay klas la nan klasè sou entènèt



Ou ka itilize tou Google Classroom sou [iPad](#), [iPhone](#), ak [Aparèy Android](#).



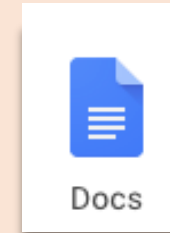
Zouti ki disponib nan Google

Anplis Google Classroom, pitit ou a genyen otomatikman yon kont nan plizyè zouti sou entènèt nan platfòm Google. Men kèk ladan yo:

- [Docs](#) pou wè ak kreye dokiman.
- [Gmail](#) pou imèl.
- [Drive](#) pou sovgade fichye sou entènèt.
- [Slides](#) pou wè ak kreye prezantasyon.
- [Forms](#) pou ranpli oswa kreye sondaj oswa egzèsis sou entènèt .
- [Sheets](#) pou wè ak kreye spreadsheets.
- [Meet](#) pou itilize kòm yon fason asire pou reyinyon videyo oswa odyo avèk pwofesè ak kamarad.



Sonje: chak lekòl gen pwòp plan pou aprantisaj adistans pa yo epi yo ka rekòmande yon zouti sou entènèt olye yonn ki disponib nan Microsoft 365.




Docs




Gmail



Drive




Slides



Forms



Sheets




Meet

TeachHub

[TeachHub](#) se yon platfòm sou entènèt avèk resous pou aprann nan plizyè klas ak matyè.

Elèv yo ka itilize zouti sa yo pou gen aksè nan resous tankou liv sou entènèt oswa jwèt edikatif pou pratike sa yo te aprann.

Pwofesè yo ka itilize tou kèk nan resous sa yo pou sipòte leson yo.



Microsoft Office 365

[Microsoft Office 365](#) ofri pitit ou a aksè nan zouti sou entènèt tankou:

- **Word** pou kreye oswa gade dokiman.
- **PowerPoint** pou kreye prezantasyon.
- **Teams** kòm yon mwayen asire pou patisipe nan reyinyon sou videyo oswa odyo avèk pwofesè ak kamarad.
- **Excel** pou kreye oswa gade spreadsheets.
- **OneDrive** pou konsève fichye yo sou entènèt.



Plizyè nan zouti Microsoft Office 365 gen menm objektif ak zouti ki nan Google Classroom. Yo ka mande pitit ou a pou li itilize sèlman zouti ki nan Google Classroom oswa ki nan Microsoft Office 365.



Word
Bring out your best writing.



PowerPoint
Design professional presentations.



Teams
The customizable, chat-based team workspace in Office...



Excel
Discover and connect to data, model and analyze it, an...



OneDrive
Store, access, and share your files in one place.

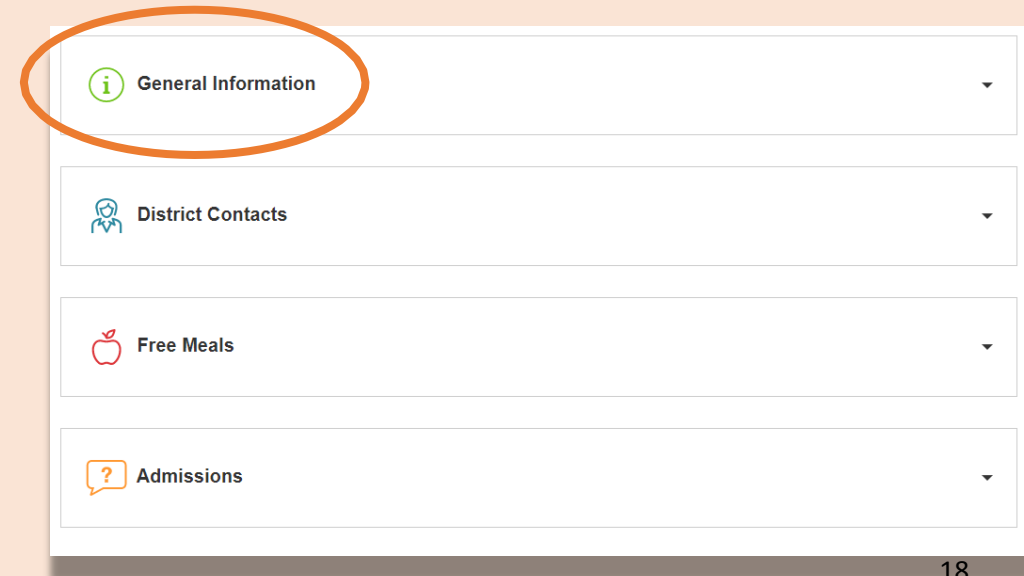
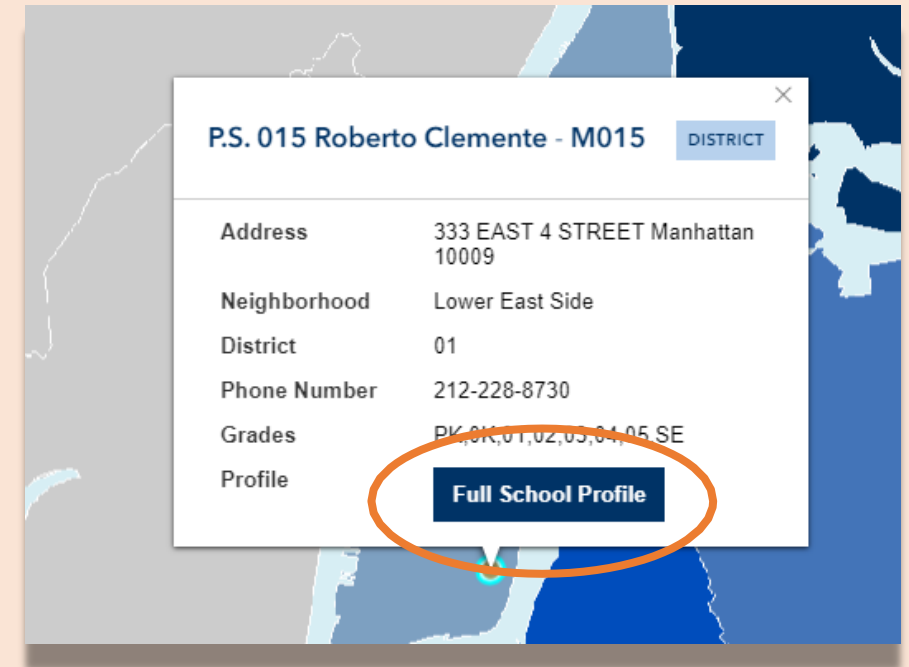
Kominikasyon avèk lekòl ou a

Ou ka kontinye mande reyinyon sou entènèt oswa pa telefòn avèk lekòl ou a pou diskite mwayen pou sipòte pitit ou a.

Chak lekòl gen yon plan kominikasyon ki gen ladan detay sou kòman fanmi ka kontakte pwofesè yo, tankou pa imèl, pa telefòn oswa pa tèks mesaj.

Si w pa konnen kiyès pou kontakte, voye yon imèl ba **kowòdonatè paran lekòl** ou a.

- Chèche jan pou kontakte lekòl ou a ak sitwèb la nan paj ki rele [Find a School](#).
- Klike sou “Full School Profile” apresa “General Information”



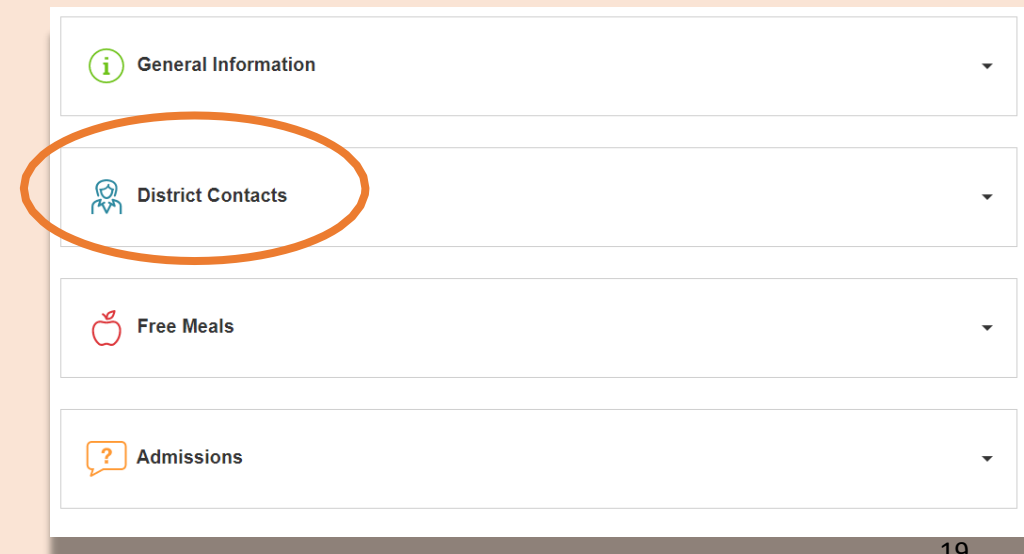
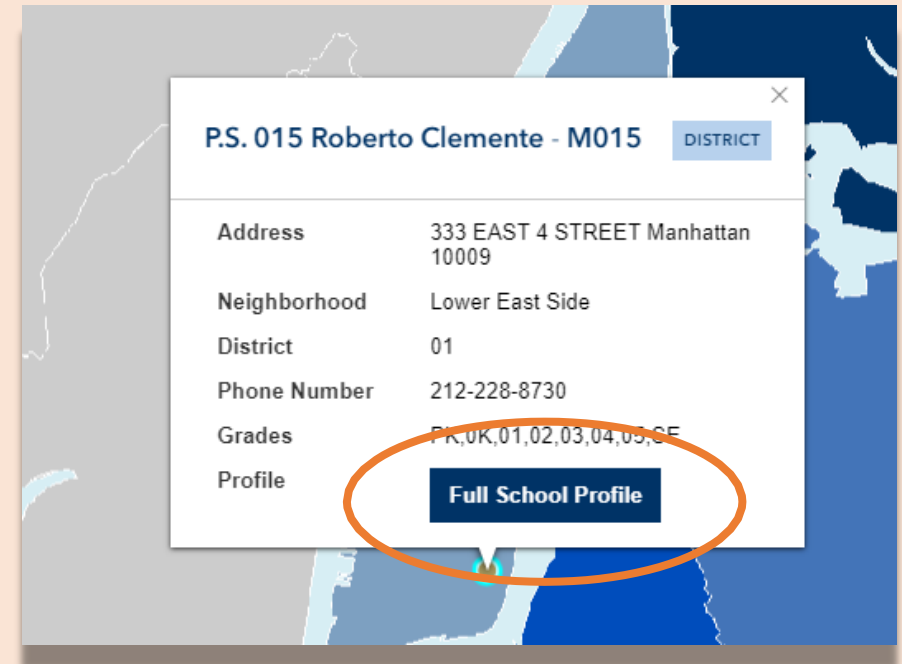
Kominikasyon avèk distri w la

Si pou nenpòt rezon ou pa kapab kontakte lekòl ou a, kontakte biwo distri pou lekòl ou a oswa rele 311 oswa liy sipò pou paran an (718) 935-2200.

Kontakte Kowòdonatè lidèchip fanmi (**Family Leadership Coordinator**) oswa Kowòdonatè pou sipò fanmi (**Family Support Coordinator**) ki nan biwo distri w la.

Ou ka jwenn tou enfòmasyon pou kontakte yo nan paj ki rele [Find a School](#).

- Klike sou “Full School Profile” apresa “District Contacts”.



Aprantisaj adistans pou nesans - 12yèm ane

Seksyon sa a gen enfòmasyon enpòtan pou tout elèv DOE.

Enfòmasyon enpòtan sou aprantisaj adistans

23 mas 2020, lekòl leta Vil Nouyòk te demare ak aprantisaj adistans pou tout elèv nan fen ane lekòl 2019-2020 an. Ale sou www.schools.nyc.gov pou resevwa enfòmasyon ki pi resan yo sou aprantisaj adistans.



[Paj prensipal](#) nou an gen mizajou enpòtan ki gen rapò ak lekòl nou yo ak aprantisaj pitit ou a.



Tout moun k ap viv nan Vil Nouyòk ka resevwa twa [repa gratis](#) pa jou, soti lendi rive vandredi. [Chèche yon repa gratis](#) ki bò lakay ou.



Ale sou [paj aktivite pou elèv](#) nou an pou jwenn resous pou sipòte aprantisaj timoun K-12 lakay oswa [Early Childhood: Learn at Home](#) pou konnen kòman pou ede timoun piti, tibebe ak elev prek w la aprann lakay.



Fanmi ki bezwen yon aparèy ki gen entènèt pou aprantisaj adistans pitit yo ka mande yonn si yo ranpli [Fòm demann aparèy](#) oswa rele nan 718- 955-5100 ekstansyon 5.



[Paj kesyon moun poze souvan](#) (Frequently Asked Questions, FAQ) nou an gen repons pou kesyon sou kòman pou jwenn aksè ak sèvis aprantisaj adistans pou elèv.



[Sant Rejyonal pou Ranfòsman](#) (Regional Enrichment Centers, RECs) ofri gadri pou moun k ap bay bay premye swen. Si w panse ou ka elijib, [ranpli sondaj REC a](#).

Rete enfòmè

Ale sou www.schools.nyc.gov pou resevwa enfòmasyon ki pi resan yo sou aprantisaj adistans.

Voye tèks mesaj “COVID” nan 692-692 pou resevwa mizajou regilye sou COVID-19.

Se Google Translate ki sipòte sitwèb nou an. Ou ka chwazi lang ou pi pito a anlè paj sa a.



The screenshot shows the top navigation bar of the NYC Department of Education website. The logo "NYC Department of Education" is on the left. To its right is a "Select Language" dropdown menu, which is circled in blue. Below the logo is the text "Powered by Google Translate". On the far right, there are links for "Find a School", "Employees", "InfoHub", and "TeachHub". A search bar is also present. Below the navigation bar is a yellow banner with the text "Learn at Home for All Students". The main content area features a photograph of students in a school hallway. Below the photo is a "Remote Learning Update" section with the text "School buildings will remain closed for the remainder of the 2019-20 school year". At the bottom, there is a horizontal menu with buttons for "Remote Learning Update", "Learn at Home", "Teach from Home", "Free Meals", and "Middle School Offers".


Aparèy pou aprantisaj adistans

Fanmi ki bezwen yon aparèy pou pitit yo ka mande yonn si yo ranpli [Fòm pou mande aparèy](#) la oswa si yo rele nan 718-955-5100 ekstansyon 5.

- Aparèy sa yo “konekte ak entènèt” epi yo pa bezwen sèvis entènèt lakay pou gen aksè nan aprantisaj adistans.
- N ap enprime ak poste aktivite pedagogik yo bay elèv k ap tann aparèy yo.

Fòm pou mande aparèy la pral mande w pou dakò ak [Konsantman elèv pou prete aparèy la](#). Akò sa a egziste nan plizyè lang epi li di kòman elèv sipoze itilize aparèy la.

Gen plis enfòmasyon nan paj [distribisyon iPad](#) la.



NYC Department of Education Remote Learning Devices

English

Remote Learning Device Request

To help students stay connected during emergencies, the DOE is lending internet-enabled iPads to support remote learning for students. If you would like to request a device for a NYC student in your family, please fill out the form below. The DOE will use the contact information you provide to get in touch with you regarding the delivery of your device. In addition to the form below, you must also sign the Student Device Agreement in order for your request to be processed. Priority will be given to students most in need, and all devices are granted on a temporary basis and will later need to be returned. There is a limit of one device per student. If you need to cancel a request, visit the [request cancellation page](#).

Please check here if you are a school staff member completing this survey on behalf of a parent/guardian. Please note that the contact information in the form must be the accurate, current contact information for the family, as this will be used to set up delivery of the device.

Parent/Guardian Information

First Name	<input type="text"/>	Last Name	<input type="text"/>
Email	<input type="text"/>	Phone	<input type="text"/>

Relationship to Student

Do you have access to a computer?

Sipò teknik MySchools

Gade paj [zouti ak sipò teknik](#) nou an pou jwenn sipò sou nenòt zouti aprantisaj dijital nou an tankou Google Classroom, Microsoft Office 365, Zoom, ak Pòtal aprantisaj adistans (Remote Learning Portal).

Si w kontinye gen pwoblèm, ranpli yon [fòm sipò teknik pou fanmi](#) epi yon manm estaf pral kontakte w pou ede w rezoud pwoblèm lan.



NYC Department of Education **Technical Support for Families**

English | ▼

Technical Support for Families

Please fill out this form to let us know what issues you are having with NYCDOE iPads, other devices, or other technical problems. We will use the contact information you provide to get in touch with you and try to solve your problem. Please type all information correctly and answer all required fields (marked with an *).

Staff can fill this form out on behalf of parents. Staff who need help their own technology issues should log into the [Technology Page](#) on the InfoHub.

If you need to request a device, please submit a [Remote Learning Device Request form](#).

Main Topics

- Issue with an Application ▼
- Select topic
- Status of iPad Request ▼
- iPad Delivery
- Cannot Use iPad or Device
- No Longer Have iPad or Device
- Issue with an Application

Sant Rejyonal pou Ranfòsman

[Sant Rejyonal pou Ranfòsman](#) (Regional Enrichment Centers, REC) se kote pitit moun ki bay premye swen, estaf k ap livre manje ak estaf restoran ak plizyè lòt travayè ki an premye plan ka resevwa swen ansekirite pandan paran yo ap kontinye sèvi vil la.

REC yo ouvri ant 7:30AM ak 6:00PM, lendi rive vandredi epi yo disponib nan chak distri.

Si w panse ou ka elijib, [ranpli sondaj REC a](#), ki gen ladan yon lis konplè ki gen travayè ki elijib yo.



Regional Enrichment Center Enrollment Form

Thank you for your service in keeping New Yorkers safe during this extraordinary time. Please complete this form to enroll your child(ren) at a (REC). Regional Enrichment Centers are only open to children who are New York City residents, and whose parents/guardians are employed in...

There are different types of RECs that serve different age groups:

- RECs are located in public school buildings and serve students in grades 3-K through 12.
- Pre-K Centers are located in public school buildings and primarily serve 3 and 4 year olds, as well as older siblings up to 10 years of age.
- Emergency Child Care Centers (ECCs) are hosted at community-based organizations and serve children aged 6 weeks up to 12 years old.
- Family Child Care Centers (FCCs) are home-based providers and serve children aged 6 weeks up to 12 years old.

Regional Enrichment Centers, Pre-K Centers, and ECCs will be open 7:30am - 6:00pm Monday to Friday. Family Child Care Centers will be open 9:00am - 5:00pm Monday to Friday. Children who are enrolled can attend anytime during open hours.

For more information about Regional Enrichment Centers, visit [our website](#).

If eligible, you will receive confirmation of your enrollment status and next steps within 48 hours. We will continue to assess capacity and demand for services and adjust enrollment eligibility to additional essential personnel and children most in need of this support.

Manje gratis

Tout moun k ap viv nan Vil Nouyòk ka resevwa twa [repa gratis](#) pa jou, soti lendi rive vandredi.

Sant kote yo bay manje (Meals Hubs) yo fonksyone pou timoun ak fanmi ant 7:30 am ak 11:30 am ak pou adilt ant 11:30 am ak 1:30 pm.

Yo pa mande ni enskripsyon ni pyès idantifikasyon. Adilt ak timoun yo ka pase pran twa pla manje yon fwa.

[Jwenn yon adrès ki bay manje gratis](#) bò lakay ou.

Paran ak responsab ka pase pran manje pou pitit yo.



NYC Department of Education Select Language **Grab & Go Meals**
Powered by Google Translate

Find a Free Meal Location Near You

- Free "Grab and Go" meals are available for all New Yorkers.
- Monday through Friday, 7:30 am to 1:30 pm.
- Meals Hubs will operate for children and families from 7:30 am to 11:30 am, and for adults from 11:30 am to 1:30 pm.
- No one will be turned away at any time.
- No registration, ID, or documentation required.
- All three meals a day may be picked up at the same time.
- No dining space is available, so meals must be eaten off premises.
- Parents and guardians may pick up meals for their children.

All locations, dates, times and menus are subject to change.

Borough	School District
--	--
Location Name or Street Address With ZIP Code	Mile Radius
	--
Search	

Kesyon moun poze souvan (Frequently Asked Questions, FAQ)

Ale sou paj [Kesyon moun poze souvan](#) nou an pou jwenn repons pou kesyon fanmi ak elèv nou yo genyen pandan moman difisil sa a.

N ap kontinye revize paj sa a sou sijè enpòtan tankou:



- Enstriksyon ak nòt
- Prezans
- Kredi ak gradyasyon
- Sèvis espesyalize
- Kondisyon pou egzamen



Information on Remote Learning

Remote learning allows teachers to deliver their lessons online, and students can complete assignments, projects, and assessments just like they would in the classroom.

Remote learning both creates an opportunity for students and teachers to interact online and allows students to continue learning subjects and material that are a key part of their curriculum.

- Does your student need a device for remote learning? [Fill out this survey](#)  as soon as possible.
- Visit the [InfoHub](#)  for printable translations of these Frequently Asked Questions

Frequently Asked Questions

Sèvis Edikasyon espesyal nan aprantisaj adistans

Pou **elèv ki gen laj pou lekòl**, si pitit ou a gen yon Plan Edikasyon Endividyèl (Individualized Education Plan, IEP), lekòl ou a ta sipoze deja kontakte w sou yon **Plan aprantisaj adistans pou edikasyon espesyal** pou pitit ou a. Plan sa a dekri enstriksyon ak sèvis ki pral sipòte pwogrè pitit ou a sou objektif ki nan IEP l.

Pou elèv **prek ki nan pwogram DOE**, si pitit ou a gen yon IEP ki rekòmande SCIS oswa klas espesyal (special class), lekòl ou a ta dwe kontakte w tou konsènan yon plan pou aprantisaj adistans. Elèv prek ki gen IEP ki rekòmande sèvis ki mache ak andikap (related services) ak/oswa SEIT, sèlman, yo ofri yo sèvis adistans atravè teleterapi.

Lekòl ou a pral fè tout efò pou l kontinye resevwa enstriksyon nan men pwofesè ak parapwofesyonèl ki konn anseye l jeneralman.

Si ou poko diskite plan sa a avèk lekòl ou a, tanpri kontakte pwofesè pitit ou a ak / oswa founisè sèvis ki ede avèk bezwen espesyal (Related Services) la.

Gen plis enfòmasyon sou Plan pou aprantisaj adistans nan paj ki gen [Enfòmasyon](#) nou an ak lòt resous pou sipòte pitit ou a nan paj [Aprann lakay](#) nou an.



Si w pa kapab kontakte lekòl ou a, ou ka voye yon imèl nan SpecialEducation@schools.nyc.gov.

Sèvis pou elèv ELL nan aprantisaj adistans

Chak lekòl kreye yon Plan pou **aprantisaj adistans** pou elèv ELL ak ansyen ELL.

Pitit ou a pral kontinye resevwa enstriksyon yo vize ann anglè avèk kantite sipò apwopriye nan lang natif natal li. Y ap bay sèvis sa yo nan kolaborasyon avèk yon pwofesè ki sètifye kòm sadwa. Si w poko diskite kòman yo pral sipòte pitit ou a nan devlopman langaj li, tanpri kontakte pwofesè pitit ou a.

Gen plis enfòmasyon nan paj [enfòmasyon](#) nou an ak lòt resous pou sipòte pitit ou a nan paj [Aprann lakay](#) nou an.



Si w pa kapab kontakte lekòl ou a, ou ka voye yon imèl nan ELLfamilies@schools.nyc.gov.

Link NYCDOE sou aprantisaj adistans

Depatman Edikasyon NYC

<https://www.schools.nyc.gov/>

Aktivite pou elèv

- K-12: <https://www.schools.nyc.gov/learn-at-home/activities-for-students>
- Nesans-5yèm ane: <https://www.schools.nyc.gov/learn-at-home/activities-for-students/early-childhood>

Kesyon moun poze souvan sou aprantisaj adistans

<https://www.schools.nyc.gov/learn-at-home/information-on-remote-learning>

Manje gratis

<https://www.schools.nyc.gov/school-life/food/free-meals>

Aparèy pou aprantisaj adistans

<https://www.schools.nyc.gov/learn-at-home/ipad-distribution>

Sant Rejyonal pou Ranfòsman (REC)

<https://www.schools.nyc.gov/enrollment/enrollment-help/regional-enrichment-centers>

Demare avèk iPad DOE prete w la

<https://www.schools.nyc.gov/learn-at-home/ipad-distribution/getting-started-with-your-ipad>

Zouti ak sipò teknik

<https://www.schools.nyc.gov/learn-at-home/technical-tools-and-support>