

+selectbuservice on the Bx12

On June 29, 2008, the **Bx12 Limited** changed to **Bx12 Select Bus Service**.

Select Bus Service changed the way buses operate and the way you pay your student fare. This bus service makes your ride faster and more reliable.

How it works

- Select Bus Service stops all have clearly marked signs, shelters, and buses.
- Pay at the bus stop where you will board.
- Use a MetroCard Fare Collector or Coin Fare Collector machine to pay.
- Your receipt is proof of payment.
- Your receipt is NOT a transfer and is NOT valid on any other bus or subway.
- You MUST pay your fare before boarding.
- You MUST board at the stop where you paid your fare and complete your trip within one hour.
- Board through either the front or back doors.

Two Ways to Pay Before You Board

1. MetroCard Fare Collector

Use this machine if you have a Student MetroCard OR you have a Half-Fare Student MetroCard that you swiped on a previous bus before getting on the BX12.

- Insert your fare card face up into the slot.
- You will get a receipt automatically. SAVE IT.
- Board the bus at the stop where you paid; you must board and complete your trip within one hour.



If You Have a Problem with the Machine

If the machine doesn't work, please board the bus and tell the bus operator.

If the machine doesn't give you a receipt or fails to return your Student MetroCard:

- Write down the machine number.
- Tell the bus operator.
- Note the time and bus number.
- Inform the Transportation Coordinator at your school to get a new card.

Transfers: MetroCard transfers remain the same. Your MetroCard has an encoded transfer on it.

Fare collection machines accept fares and issue receipts. The machines can't sell or refill a MetroCard.


A receipt is NOT a transfer and is NOT valid on any other bus or subway.

2. Coin Fare Collector

Use this machine if you have a Half-Fare Student MetroCard and your first trip is on BX12.

Pay your fare with coins, exact change only. The machine doesn't take dollar bills, half-dollars, or pennies.

- Press the yellow button.
- Insert \$1 in coins, exact change only.
- You will get a receipt automatically. SAVE IT.
- Board the bus at the stop where you paid; you must board and complete your trip within one hour.
- Show bus operator your MetroCard and receipt if requested.



To CANCEL the transaction, turn the red knob before you deposit your last coin.

If You Have a Problem with the Machine

If the machine doesn't work, please board the bus and tell the bus operator.

If the machine doesn't give you a receipt or return your coins:

- Write down the machine number, date, time, and direction you were traveling towards.
- Tell the bus operator, and ask for a business reply envelope; or call this number: 212 MetroCard (212-638-7622).

Transfers: Board at the front of the bus, show your receipt, and ask the bus operator to give you a transfer.

Fare collection machines accept fares and issue receipts. These machines don't make change.

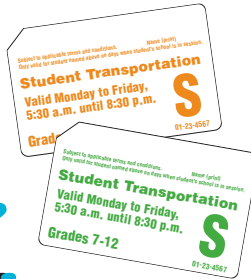
Keep Your Receipt!

- Hold onto your receipt for the entire trip. It shows that you've paid.
- You can't pay and get a receipt once you've boarded.
- Fare inspectors on the bus randomly check receipts. **If you do not have a receipt or refuse to show it, you could get a \$100 fine or be arrested.**
- Your receipt is valid for Select Bus Service only, not on other routes.

Student MetroCard

GET SCHOOLED

The Best Way to and from School



About Your Student MetroCard

Student MetroCard is a special MetroCard that allows students to get to and from school. It's good for the whole school semester, and it means you don't have to wait at the subway gate to show an agent or show the bus operator a pass unless specifically requested. You just swipe or dip, and go.

How does my Student MetroCard work? Do I need to pay?

You don't need to pay to use a Student MetroCard unless you have a Half-Fare Student MetroCard (see the back panel for more Half-Fare Student MetroCard information). You can use it as soon as you get it, and it's good at every subway station and on local buses **only**. **Student MetroCards cannot be used on express buses.**

When can I use my Student MetroCard?

You can use your Student MetroCard only on school days, during the hours specified on your card.

It's important to remember that you can only use your Student MetroCard on days when your school is in session and only for transportation to and from school-related activities. If your school is *closed*, you can't use your card.

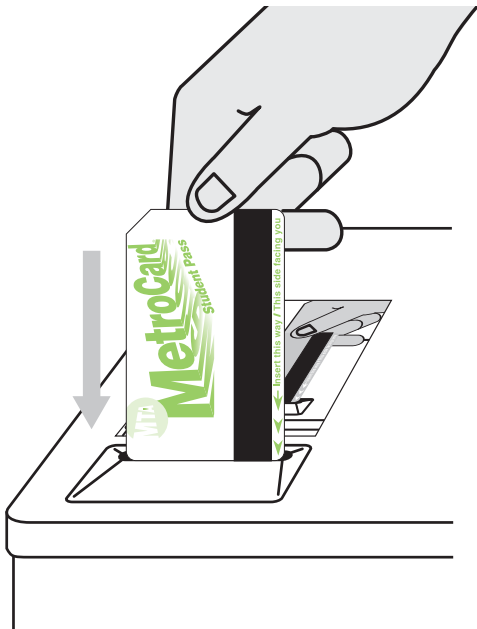
If you attempt to use your Student MetroCard on days when your school is closed, it will be confiscated and you will be issued a penalty with a summons of \$100.

How many trips can I take each day?

You can use a Student MetroCard for three trips each school day. On most trips you can also transfer free from the bus to the subway, from a bus to another bus, or from the subway to the bus.

How do I use my Student MetroCard on the bus?

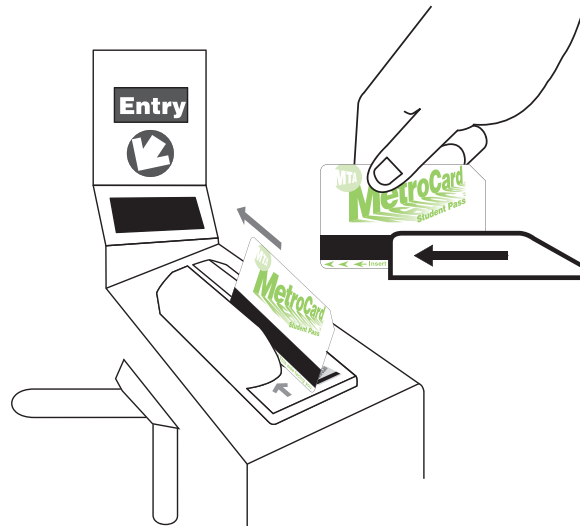
The way to "dip" your Student MetroCard on the bus is to hold the card with the word "MetroCard" facing you and the end with the cut-off corner at the top (and the "M" on MetroCard at the bottom). Insert the card into the slot on the top of the farebox and wait for it to pop back out to you.



How do I use my Student MetroCard on the subway?

The way to swipe your Student MetroCard on the subway is to hold the card with the word "MetroCard" facing you right side up. Without lifting the card, slide it through the slot on the turnstile.

If you swipe too fast or too slow, it might not work. If you don't see "GO" in the little window on the turnstile, try again *at the same turnstile*.



What if my card doesn't work?

Make sure you're using your Student MetroCard the right way. If you have trouble, ask the station agent or the bus operator for help. If your card still doesn't work, give it back to your school pass coordinator and ask for a new one.

Are there any other rules about using the card?

Yes. Take good care of your Student MetroCard. Don't bend it or scratch it.

What if my Student MetroCard is lost or stolen?

Your Student MetroCard has a number on the back. Write the number down as soon as you get the card and keep it in a safe place. It will help to trace the card if it's lost or stolen.

If your card is lost or stolen, tell your school pass coordinator right away. The pass coordinator will report the missing card and help you get another one.

Can I let someone else use my Student MetroCard?

No. You are not allowed to let someone else use your Student MetroCard. A Student MetroCard is to be used only by the student whose name appears on the card.

What can happen if I lend it to someone?

Your school, a police officer or transit personnel can take away your Student MetroCard if they find out you're letting somebody else use it. They can also confiscate your card if you alter it, damage it on purpose, or use it in any other way than the way it's supposed to be used. You could be subject to arrest or a \$100 fine for improper use of your Student MetroCard.

How do I transfer with my Student MetroCard?

It's easy. If you start your trip on the bus, dip your card. It will let you on the bus and put a free transfer on your card. Then you can continue your trip for free on the subway or the bus, as long as you transfer within two hours. When you swipe or dip again, the little window will say "Transfer OK."

You can only make *one free transfer*, which you must do within two hours of your first trip. It's okay to transfer from subway to bus, from bus to subway, or from bus to bus. However, once you have left the subway or the bus and made a transfer, you can't go on another bus or enter the subway again without using another one of your allocated rides.

Can I make any transfer I want? Can I get off the bus and then back on again?

Transfers from a local bus to a limited bus and from a limited bus to local buses *are* allowed in the same direction. You can't get back on the same bus you started on, though. And there are some other bus transfers that aren't allowed. You cannot transfer between the following routes:

- **M27** and **M50**
- **M96** and **M106**
- **Bx40** and **Bx42**
- **M1**, **M2**, **M3** and **M4** no transfer between southbound Fifth Avenue buses and northbound Madison Avenue buses.
- **M101**, **M102** and **M103** no transfer between southbound Lexington Avenue and northbound Third Avenue buses.
- **Bx1** and **Bx2** no transfer between a bus going south on Grand Concourse and one going north.

I have a Half-Fare Student MetroCard. What's the difference?

You can use your Half-Fare Student MetroCard only on the bus. You don't get a free transfer to the subway. You can transfer only to another bus.

To use your Half-Fare Student MetroCard, first put your card into the slot on top of the farebox. When you see the words "Insert Coins" in the little window, pay your reduced fare with coins. The farebox will put a free transfer on your card. Then, if you need to take a second bus, just use your Student MetroCard again when you transfer. You'll see "Transfer OK" in the little window.