




This report provides all questions and a summary of the responses that parents, teachers and students citywide provided on the 2009 NYC School Survey. This report can be used as a partner with the NYC School Survey Report.

Parent responses are listed first followed by student and teacher responses. Questions are assigned to and sorted by four categories: Academic Expectations, Communication, Engagement and Safety and Respect.


All numbers below are percentages. The most common answer is bolded to provide an at-a-glance sense of whether parents, teachers and students citywide feel positively or not.

Question scores are between 0 and 10, and the highest possible score is 10. The score can be found in parentheses after each question.

**Who took the Survey?**

	<i>City Average</i>
 <b>Parents</b>	<b>45%</b>
 <b>Students</b>	<b>80%</b>
 <b>Teachers</b>	<b>73%</b>

Please visit [www.nyc.gov/schools/surveys](http://www.nyc.gov/schools/surveys) to learn more about the surveys.


 **Academic Expectations:** *Parents feel the school encourages students to do their best by developing rigorous and meaningful academic goals.*

**How much do you agree or disagree with the following statements about your child's school or teacher?**

	Strongly Agree	Percent %		Strongly Disagree	Don't Know
		Agree	Disagree		
The school has high expectations for my child. (8.2)	45	<b>46</b>	4	1	4
My child is learning what he or she needs to know to succeed in later grades or after graduating from high school. (8.1)	42	<b>47</b>	5	1	4
<i>Answer this question only if you are a <u>high school</u> parent: This year, staff at my child's high school helped my child to select courses that he or she needs to graduate and to succeed after graduating. (7.5)</i>	35	<b>43</b>	7	3	12

**How satisfied are you with the following things about your child's school?**

	Very Satisfied	Percent %		Very Unsatisfied
		Satisfied	Unsatisfied	
The quality of your child's teacher(s) this year. (8.3)	<b>54</b>	42	4	1
The education your child has received this year. (8)	<b>47</b>	<b>47</b>	5	1
The level of assistance your child receives when he or she needs extra help with classwork or homework. (7.7)	42	<b>49</b>	8	1

 **Communication:** *Parents feel the school provides them with information about the school's educational goals and offers appropriate feedback on each student's learning outcomes.*

**How much do you agree or disagree with the following statements about your child's school or teacher?**

	Strongly Agree	Percent %		Strongly Disagree	Don't Know
		Agree	Disagree		
The school clearly communicates its expectations for my child's learning to me and my child. (8)	40	<b>50</b>	6	1	2
My child's teacher(s) give helpful comments on homework, class work, and tests. (8)	43	<b>45</b>	7	2	2

# Citywide General Education Question-By-Question Survey Results

## How much do you agree or disagree with the following statements about your child's school?

	Strongly Agree	Percent % Agree	Disagree	Strongly Disagree	Does Not Apply
I am satisfied with the response I get when I contact my child's school with questions or concerns. (7.8)	42	50	5	1	1
The school keeps me informed about my child's academic progress. (8)	47	47	5	1	0
The school contacts me when my child breaks school rules. (8)	42	44	3	1	10
The school contacts me to tell me about my child's achievements and successes. (7.3)	38	45	13	3	2

## How often during this school year have you:

	More than once a month	Percent % About once a month	Once every few months	Once or twice this school year	Never
received information about what your child is studying in school? (6.9)	35	30	19	9	7
received information on services for your child or for you, such as: tutoring, after school programs, or workshops you can attend to help your child? (6.7)	33	31	18	10	8

## How satisfied are you with the following things about your child's school?

	Very Satisfied	Percent % Satisfied	Unsatisfied	Very Unsatisfied
How well your child's school communicates with you. (7.7)	42	49	7	2

**P Engagement:** *Parents feel engaged in an active and vibrant partnership to promote student learning.*

## How much do you agree or disagree with the following statements about your child's school?

	Strongly Agree	Percent % Agree	Disagree	Strongly Disagree	Does Not Apply
I feel welcome in my child's school. (8.2)	50	46	3	1	0
My child's school makes it easy for parents to attend meetings by holding them at different times of day, providing an interpreter, or in other ways. (7.8)	42	50	5	1	2

## How often during this school year have you:

	More than once a month	Percent % About once a month	Once every few months	Once or twice this school year	Never
been invited to a workshop, program, performance, or other event at your child's school? (8.1)	36	32	18	8	6
talked with a teacher or other adult at your child's school to share with them important information about your child's learning? (NA)	30	26	26	13	5

## My child participates in the following courses during the regular school day. (Please mark all that apply.) (7.4)

	Percent %									
48	Art	40	Music	17	Dance	7	Theater	20	Foreign language	
40	Computer skills/technology	22	Health	59	Physical education	6	None of these courses	6	Don't know	

# Citywide General Education Question-By-Question Survey Results

My child participates in the following school activities before or after school. (Please mark all that apply.) (4)

Percent %

15	Art	14	Music	10	Dance	4	Theater	4	Foreign language
11	Computer skills/technology	21	Team sports and clubs	26	Tutoring/enrichment activities	29	None of these activities	7	Don't know

How much do you agree or disagree with the following statement?

Strongly Agree

Agree

Percent %  
Disagree

Strongly Disagree

Don't Know

My child's school offers a wide enough variety of courses and activities to keep my child interested in school. (7.4)

32

49

11

3

5

How satisfied are you with the following things about your child's school?

Very Satisfied

Percent %  
Satisfied

Percent %  
Unsatisfied

Very Unsatisfied

Your opportunities to be involved in your child's education. (7.8)

42

51

6

1

**P** **Safety and Respect:** Parents feel the school creates a physically and emotionally secure environment in which everyone can focus on student learning.

How much do you agree or disagree with the following statements about your child's school?

Strongly Agree

Agree

Percent %  
Disagree

Strongly Disagree

Does Not Apply

There is an adult at the school whom my child trusts and can go to for help with a school problem. (7.7)

40

47

7

2

5

How much do you agree or disagree with the following statements about your child's school?

Strongly Agree

Agree

Percent %  
Disagree

Strongly Disagree

Don't Know

My child is safe at school. (8.3)

47

46

4

1

2

My child's school is clean. (8.2)

44

48

5

2

2

Discipline is enforced fairly at my child's school. (8)

41

47

5

2

5

How much do you agree or disagree with the following statement?

Strongly Agree

Agree

Percent %  
Disagree

Strongly Disagree

Answer this question only if your child's school has School Safety Agents: The presence and actions of School Safety Agents help to promote a safe and respectful learning environment. (8)

47

48

4

1

How often do you think the following problems occur at your child's school?

Never

Once in Awhile

Fairly Often

Percent %  
Very Often

Don't Know

Students threaten or bully other students. (7.1)

32

33

8

6

20

School staff are disrespectful to students. (8.8)

59

16

3

3

19

There is racial or cultural bias by school staff. (9.3)

67

7

2

1

22

There is conflict at my child's school based on race, culture, religion, sexual orientation, gender, or disabilities. (9.3)

67

8

2

2

21

Students use alcohol or illegal drugs during school. (9.6)

71

4

1

1

23

There is gang activity in my child's school. (9.4)

67

5

2

2

25

# Citywide General Education Question-By-Question Survey Results

**P Not Scored:** *These questions appeared on the Survey but answers were not scored and did not affect the Survey or Progress Report scores.*

In which grade is your child at this school?

Percent %

3	Pre-Kindergarten	8	Kindergarten	9	1st grade	9	2nd grade	10	3rd grade	9	4th grade	10	5th grade
8	6th grade	8	7th grade	7	8th grade	5	9th grade	5	10th grade	4	11th grade	3	12th grade

Which of the following improvements would you most like your school to make? (Choose ONE.)

Percent %

5	More effective school leadership	15	More hands-on learning	17	More or better enrichment programs	8	More or better arts programs	9	More challenging courses
8	Better communication with parents	4	More teacher training	21	Smaller class size	11	More preparation for state tests	1	Less preparation for state tests

What are the BEST ways for your child's school or teachers to get information to you about your child's education? (Mark as few or as many as apply.)

Percent %

50	Mail	33	E-mail	16	PA or PTA meetings, or similar meetings
63	Paper sent home with your child	10	School Website	9	School bulletin board
62	Phone	15	Parent Coordinator	1	Community or Citywide Education Councils
55	Parent Teacher Conferences	4	Other parents	1	Other organizations in your community

**S Academic Expectations:** *Students feel the school encourages them to do their best by developing rigorous and meaningful academic goals.*

How much do you agree or disagree with the following statements about being successful at your school?

Strongly Agree

Percent %  
Agree Disagree

Strongly Disagree

The adults at my school help me understand what I need to do to succeed in school. (7.4)	37	53	8	3
My teachers encourage me to succeed. (7.5)	39	50	9	3
I need to work hard to get good grades at my school. (8.3)	58	34	5	2
Students who get good grades in my school are respected by other students. (5.3)	14	44	31	12
My school helps me to develop challenging academic goals. (6.5)	23	54	19	5
Someone at my school helps me understand what courses I need to be promoted to the next grade or graduate. (7.2)	35	49	12	4
My teachers expect me to continue my education after high school. (7.9)	49	41	7	3
<i>This question is for high school students only. Middle school students should skip this question. My high school provides helpful counseling on how to get a good job after high school <u>or</u> how to get into college. (6.5)</i>	28	46	17	8

# Citywide General Education Question-By-Question Survey Results

Approximately how often, during this school year, have your teachers asked you to:

	Never	1 or 2 Times	3 or 4 Times	5 or more Times
Complete an essay or research project using multiple sources of information? (8.2)	5	26	<b>37</b>	33
Complete an essay or project where you had to use evidence to defend your own opinion or ideas? (7.4)	9	<b>34</b>	32	25

**S** **Communication:** *Students feel that their schools provide information about the school's educational goals and offer appropriate feedback on each student's learning outcomes.*

How much do you agree or disagree with the following statements about your school?

	Strongly Agree	Percent % Agree	Disagree	Strongly Disagree
Most of the teachers, counselors, school leaders, and other adults I see at school every day know my name or who I am. (6.7)	30	<b>47</b>	19	5

On a scale of 1 to 4, how **COMFORTABLE** are you talking to teachers and other adults at your school about:

	Uncomfortable	Percent %	Comfortable
a problem you are having in a class? (5.6)	15	25	<b>34</b>
something that is bothering you? (5)	22	28	<b>29</b>

In how many of your classes during the past two weeks have you:

	None of My Classes	One of My Classes	Percent % Some of My Classes	Most of My Classes	All of My Classes
worked in groups of 2 to 6 students? (6.1)	8	25	<b>44</b>	16	8
had whole-class discussions? (6.8)	9	21	<b>28</b>	19	23
participated in hands-on activities such as science experiments? (4.3)	21	<b>43</b>	21	8	7

**S** **Engagement:** *Students feel engaged in an active and vibrant partnership to promote learning.*

How much do you agree or disagree with the following statements about your school?

	Strongly Agree	Percent % Agree	Disagree	Strongly Disagree
I feel welcome in my school. (7)	27	<b>58</b>	10	4
The adults at my school look out for me. (6.3)	21	<b>53</b>	19	7
My school offers a wide enough variety of classes and activities to keep me interested in school. (5.8)	23	<b>42</b>	20	14

On a scale of 1 to 4, how **AVAILABLE** are teachers and other adults at your school to talk about:

	Unavailable	Percent %	Available
a problem you are having in a class? (6.2)	10	24	<b>37</b>
something that is bothering you? (5.9)	12	26	<b>35</b>

In how many of your classes during the past two weeks have you:


	None of My Classes	One of My Classes	Percent % Some of My Classes	Most of My Classes	All of My Classes
worked by yourself (independently) during class? (NA)	5	11	<b>35</b>	28	20

## Citywide General Education Question-By-Question Survey Results

How much do you agree or disagree with the following statements about your teachers?	Strongly Agree	Percent %		Strongly Disagree	Don't Know
		Agree	Disagree		
My teachers enjoy the subjects they teach. (7.2)	31	<b>43</b>	8	3	16
My teachers inspire me to learn. (6.8)	26	<b>47</b>	16	6	5
My teachers give me extra help when I need it. (7.3)	32	<b>48</b>	12	5	4
My teachers connect what I am learning to life outside of the classroom. (6.3)	22	<b>43</b>	17	8	10

<u>During this school year, have you taken or had a chance to take a class in the following subjects? (7.7)</u>	Percent %		
	I took one or more classes in this subject	I was offered but did not take a class in this subject	I was NOT offered a class in this subject
Art	<b>47</b>	16	37
Music	37	18	<b>45</b>
Dance	16	22	<b>62</b>
Theater	13	21	<b>66</b>
Foreign Language	<b>52</b>	11	36
Computer skills/Technology	37	16	<b>47</b>
Health	41	14	<b>45</b>
Physical Education	<b>77</b>	9	14

<u>During this school year, which of the following activities did you participate in either before or after school or during free periods? (5)</u>	Percent %		
	I participated in this activity	I did not participate in this activity although it was offered	I was NOT offered this activity
Art	28	25	<b>47</b>
Music	23	27	<b>51</b>
Dance	14	29	<b>57</b>
Theater	11	28	<b>61</b>
Foreign Language	24	22	<b>54</b>
Computer skills/Technology	22	24	<b>53</b>
School Sports Teams or Clubs	33	32	<b>35</b>
Tutoring/Enrichment Activities	<b>35</b>	30	<b>35</b>

 **Safety and Respect:** *Students feel that their school ensures that all members of the school community feel physically and emotionally secure, allowing everyone to focus on student learning.*

How much do you agree or disagree with the following statements about your teachers?	Strongly Agree	Percent %		Strongly Disagree	Don't Know
		Agree	Disagree		
Teachers in my school treat <b>students</b> with respect. (6.6)	24	<b>46</b>	14	7	9

# Citywide General Education Question-By-Question Survey Results

## How much do you agree or disagree with the following statements about your teachers?

	Strongly Agree	Percent %		Strongly Disagree	Don't Know
		Agree	Disagree		
Most students in my school treat <b>teachers</b> with respect. (4.8)	10	<b>36</b>	29	17	8
Adults in my school treat <b>each other</b> with respect. (7.5)	35	<b>42</b>	7	3	13

## How much do you agree or disagree with the following statements about students in your school?

	Strongly Agree	Percent %		Strongly Disagree
		Agree	Disagree	
Most students in my school help and care about each other. (4.9)	11	<b>41</b>	31	17
Most students in my school just look out for themselves. (3.7)	24	<b>47</b>	23	6
Most students in my school treat each other with respect. (4.8)	9	<b>42</b>	31	18

## How often are the following things true about you or about your school?

	Percent % Never	Some of the Time	Most of the Time	All of the time
I stay home because I don't feel safe at school. (9.1)	<b>82</b>	12	3	3
Students threaten or bully other students at school. (6.6)	29	<b>48</b>	13	10
Students get into physical fights at my school. (5.9)	18	<b>53</b>	16	12
Adults at my school yell at students. (5.5)	18	<b>47</b>	17	17
There is conflict in my school based on race, culture, religion, sexual orientation, gender, or disabilities. (7.4)	<b>48</b>	34	10	8
Students use alcohol or illegal drugs while at school. (8.1)	<b>63</b>	24	7	6
There is gang activity in my school. (7.6)	<b>57</b>	25	8	10

## How much do you agree or disagree with the following statements about your school?

	Strongly Agree	Percent %		Strongly Disagree
		Agree	Disagree	
There is a person or program in my school that helps students resolve conflicts. (7)	34	<b>48</b>	11	6
Discipline in my school is fair. (5.8)	19	<b>48</b>	22	11
I am safe in my classes. (7.3)	37	<b>49</b>	10	4
I am safe in the hallways, bathrooms, and locker rooms at my school. (6.6)	29	<b>47</b>	17	8
I am safe on school property outside my school building. (6.1)	24	<b>45</b>	21	10
My school is kept clean (5.4)	18	<b>42</b>	24	16
<i>Answer this question only if your school has School Safety Agents: The presence and actions of School Safety Agents help to promote a safe and respectful learning environment. (6.4)</i>	28	<b>46</b>	15	11

**S Not Scored:** These questions appeared on the survey but answers were not scored and did not affect the survey or progress report scores.

## Which grade are you in?

	Percent %											
<b>16</b> 6th Grade	15	7th Grade	<b>16</b>	8th Grade	15	9th Grade	14	10th Grade	13	11th Grade	12	12th Grade

# Citywide General Education Question-By-Question Survey Results

## **T Academic Expectations:** *Teachers feel that the school encourages students to do their best by developing rigorous and meaningful academic goals.*

### How much do you agree or disagree with the following statements about your school?

	Strongly Agree	Percent %		Strongly Disagree
		Agree	Disagree	
The principal places the learning needs of children ahead of other interests. (7.4)	46	37	11	7
Curriculum, instruction, and assessment are aligned within and across the grade levels at this school. (7.5)	41	45	10	3
My school has high expectations for all students. (7.9)	50	39	9	3
Teachers in this school set high standards for student work in their classes. (8)	49	44	6	1
My school has clear measures of progress for student achievement throughout the year. (7.8)	46	44	8	2
This school makes it a priority to help students <b>develop</b> challenging learning goals. (7.4)	41	44	12	3
This school makes it a priority to help students find the best ways to <b>achieve</b> their learning goals. (7.5)	41	44	12	3
<b>For high school teachers only:</b> This school makes it a priority to help students select the best courses to achieve their college or career goals. (7.1)	38	42	14	6

### Which of the following courses or activities are available to students at your school – and when are they available during the day?

	Offered as a regular school activity/course (9.8)	Percent %		Not offered at all (Not Scored)
		Offered before or after school or during free periods (6.6)		
Art	88	14		6
Music	76	18		14
Dance	42	35		28
Theater	32	31		41
Foreign Language	56	11		39
Computer skills/Technology	80	18		14
Health	68	7		25
Physical Education	93	10		3
Sports Teams or Clubs	25	61		18
Tutoring/Enrichment Activities	46	61		5

### How much do you agree or disagree with the following statements?

	Strongly Agree	Percent %			Does Not Apply
		Agree	Disagree	Strongly Disagree	
The principal has confidence in the expertise of the teachers. (7.3)	41	42	10	7	0
School leaders visit classrooms to observe the quality of teaching at this school. (7.6)	44	44	8	4	1
School leaders place a high priority on the quality of teaching at this school. (7.7)	47	41	8	4	1

# Citywide General Education Question-By-Question Survey Results

## How much do you agree or disagree with the following statements?

	Strongly Agree	Percent %		Strongly Disagree	Does Not Apply
		Agree	Disagree		
Most teachers in my school work together to improve their instructional practice. (7.5)	41	45	11	3	1
Teachers in this school use student achievement data to improve instructional decisions. (7.9)	46	46	6	2	1
I have sufficient materials to teach my class(es), including: books, audio/visual equipment, maps, and/or calculators. (7)	38	38	14	7	3
My instructional materials are in good condition. (7.5)	40	45	8	4	3

**T** **Communication:** Teachers feel the school provides them with information about the school's educational goals and offers appropriate feedback on each student's learning outcomes.

## How much do you agree or disagree with the following statements about your school?

	Strongly Agree	Percent %		Strongly Disagree
		Agree	Disagree	
Schools leaders communicate a clear vision for this school. (7.5)	45	40	10	5
School leaders let staff know what is expected of them. (7.5)	43	43	9	4
School leaders encourage open communication on important school issues. (6.8)	38	38	15	9
The principal is an effective manager who makes the school run smoothly. (6.9)	40	37	13	10
I trust the principal at his or her word. (6.9)	42	35	13	11

## Based on your experiences during the current school year, how much do you agree or disagree with the following statements?

	Strongly Agree	Percent %		Strongly Disagree
		Agree	Disagree	
My school communicates effectively with parents when students misbehave. (7.1)	39	41	14	6

## How much do you agree or disagree with the following statement?

	Strongly Agree	Percent %		Strongly Disagree	Does Not Apply
		Agree	Disagree		
School leaders give me regular and helpful feedback about my teaching. (6.8)	33	41	15	8	2

## How often during this school year have you:

	More than once a week	Percent %		About 3 or 4 Times each Year	Rarely or Never
		Once a Week	About Once a Month		
had a conversation or corresponded with a parent of a student about the student's behavior? (NA)	19	25	27	18	10

## How often during this school year have you:

	More than once a week	Percent %		About 3 or 4 Times each Year	Rarely or Never	Does Not Apply
		Once a Week	About Once a Month			
communicated with <b>students</b> about their progress in class? (NA)	46	31	16	4	0	3
communicated with <b>parents</b> about their children's progress in class? (6.7)	12	19	37	25	2	4
sent parents written information on what you are teaching and what students are expected to learn? (5.5)	8	13	29	27	14	10

# Citywide General Education Question-By-Question Survey Results

## How often during this school year have you:

sent home information on services to help students or parents such as: tutoring, after-school programs, or workshops adults can attend to help their children in school? (5.7)

	Percent %					
	More than once a week	Once a Week	About Once a Month	About 3 or 4 Times each Year	Rarely or Never	Does Not Apply

	8	13	31	25	11	12
--	---	----	----	----	----	----

## **T** Engagement: Teachers feel engaged in an active and vibrant partnership to promote learning.

### To what extent do you feel supported by:

your principal? (7.5)

	Percent %			
	To a great extent	To some extent	To a small extent	To no extent

	51	29	12	8
--	----	----	----	---

other teachers at your school? (8.2)

	55	36	7	1
--	----	----	---	---

### How much do you agree or disagree with the following statement?

My school offers a wide enough variety of activities or courses to keep students at my school engaged. (7.2)

	Percent %			
	Strongly Agree	Agree	Disagree	Strongly Disagree

	40	41	15	5
--	----	----	----	---

### Based on your experiences during the current school year, how much do you agree or disagree with the following statements?

Obtaining information from parents about student learning needs is a priority at my school. (6.7)

	Percent %			
	Strongly Agree	Agree	Disagree	Strongly Disagree

	29	46	21	4
--	----	----	----	---

Teachers and administrators in my school use information from parents to improve instructional practices and meet student learning needs. (6.7)

	28	48	20	4
--	----	----	----	---

### How much do you agree or disagree with the following statements?

School leaders invite teachers to play a meaningful role in setting goals and making important decisions for this school. (6.9)

	Percent %				
	Strongly Agree	Agree	Disagree	Strongly Disagree	Does Not Apply

	37	39	15	8	1
--	----	----	----	---	---

School leaders encourage collaboration among teachers. (7.8)

	48	40	7	4	0
--	----	----	---	---	---

This year, I received helpful training on the use of student achievement data to improve teaching and learning. (6.9)

	33	42	15	6	4
--	----	----	----	---	---

The professional development I received this year provided me with content support in my subject area. (6.6)

	31	40	17	9	4
--	----	----	----	---	---

The professional development I received this year provided me with teaching strategies to better meet the needs of my students. (6.8)

	32	42	14	7	4
--	----	----	----	---	---

## **T** Safety and Respect: Schools ensure that all members of the school community feel physically and emotionally secure, allowing everyone to focus on student learning.

### How much do you agree or disagree with the following statements?

Teachers in this school respect teachers who take the lead in school improvement efforts. (7.5)

	Percent %				
	Strongly Agree	Agree	Disagree	Strongly Disagree	Does Not Apply

	41	45	10	3	1
--	----	----	----	---	---

Teachers in this school trust each other. (6.9)

	31	48	15	5	1
--	----	----	----	---	---

# Citywide General Education Question-By-Question Survey Results

## How much do you agree or disagree with the following statements?

	Strongly Agree	Agree	Disagree	Strongly Disagree	Does Not Apply
Teachers in this school recognize and respect colleagues who are the most effective teachers. (7.5)	40	47	10	3	1

## How much do you agree or disagree with the following statements?

	Strongly Agree	Agree	Disagree	Strongly Disagree
Order and discipline are maintained at my school. (6.8)	33	44	15	8
I can get the help I need at my school to address student behavior and discipline problems. (6.8)	34	43	16	7
I am safe at my school. (8.1)	53	39	5	2
Crime and violence are a problem in my school. (7.6)	4	11	36	49
Students in my school are often threatened or bullied. (6.7)	5	19	46	30
Adults at my school are often disrespectful to students. (7.7)	4	8	41	47
Most students at my school treat teachers with respect. (6.8)	28	54	14	5
Most parents treat teachers at this school with respect. (7.2)	28	62	8	3
Students' use of alcohol and illegal drugs in school is a problem at my school. (8.3)	2	7	29	61
There are conflicts at my school based on race, culture, religion, sexual orientation, gender, or disability. (7.5)	4	15	34	47
There is a person or a program in my school that helps students resolve conflicts. (7.4)	40	46	9	5
Gang activity is a problem in my school. (8)	3	10	31	56
My school is kept clean. (7.4)	40	47	10	4
<i>Answer this question only if your school has School Safety Agents: The presence and actions of School Safety Agents help to promote a safe and respectful learning environment. (7.1)</i>	36	46	13	5

**T** **Not Scored:** These questions appeared on the survey but answers were not scored and did not affect the survey or progress report scores.

## How often during this school year have you:

	More than once a week	Once a Week	About once a Month	About 3 or 4 Times each Year	Rarely or Never
attempted to have a conversation with a parent but failed because you were not able to contact the parent or the parent did not respond or attend?	8	13	24	19	36

## How long have you been a teacher?

	Percent %
5 Less than one year	16
1-3 years	38
4-10 years	14
11-15 years	26
More than 15 years	

## This year, what percentage of your students had at least one parent attend your Parent-Teacher Conferences?

	Percent %
14 0-25%	19
26-50%	20
51-75%	39
76-100%	7
Does Not Apply	