

# New York City Class Size 2017-18 (Preliminary)

November 2017

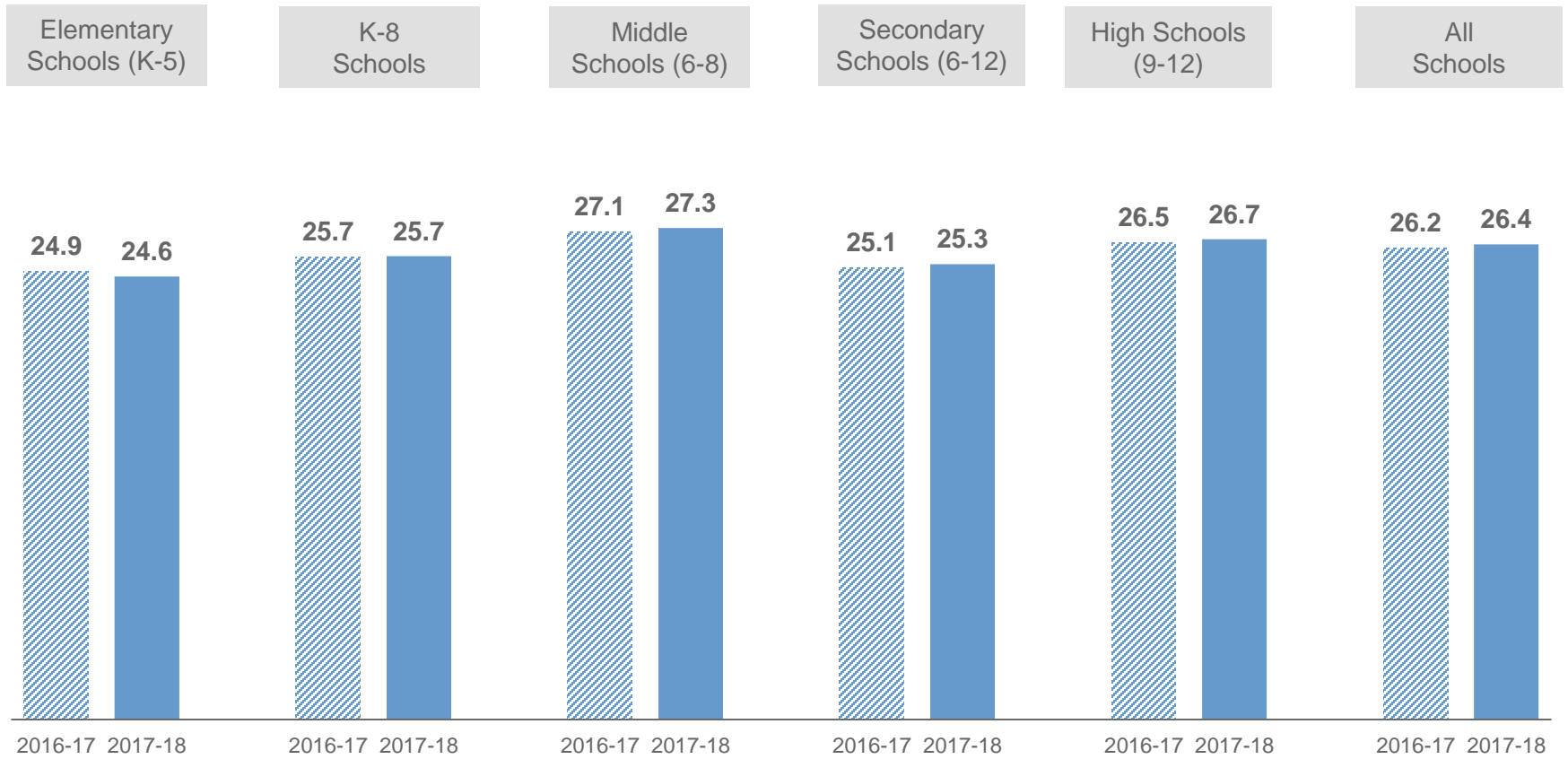
# Background on Class Size Calculations

- The New York City Department of Education (NYCDOE) reports on class size twice a year with a preliminary report in November and an updated report in February. This report is the **preliminary** report.
- School-level data from ATS and STARS are unaudited. Middle schools and high schools typically update their schedules in STARS through the end of each term. Historically, early data analysis includes long-term absences, incomplete scheduling data, and other characteristics that are updated by schools in the February report.
- For grades K-8, average class size is calculated by dividing the number of students, or “seats filled”, by the number of sections as determined by each student’s official class (e.g. homeroom/advisory) from the Automate the Schools (ATS) system.
- For grades 6-12, average class size is calculated by the average number of students in each section of course courses (English, Math, Science and Social Studies) from the STARS system.

# Citywide Class Size Averages by School Type

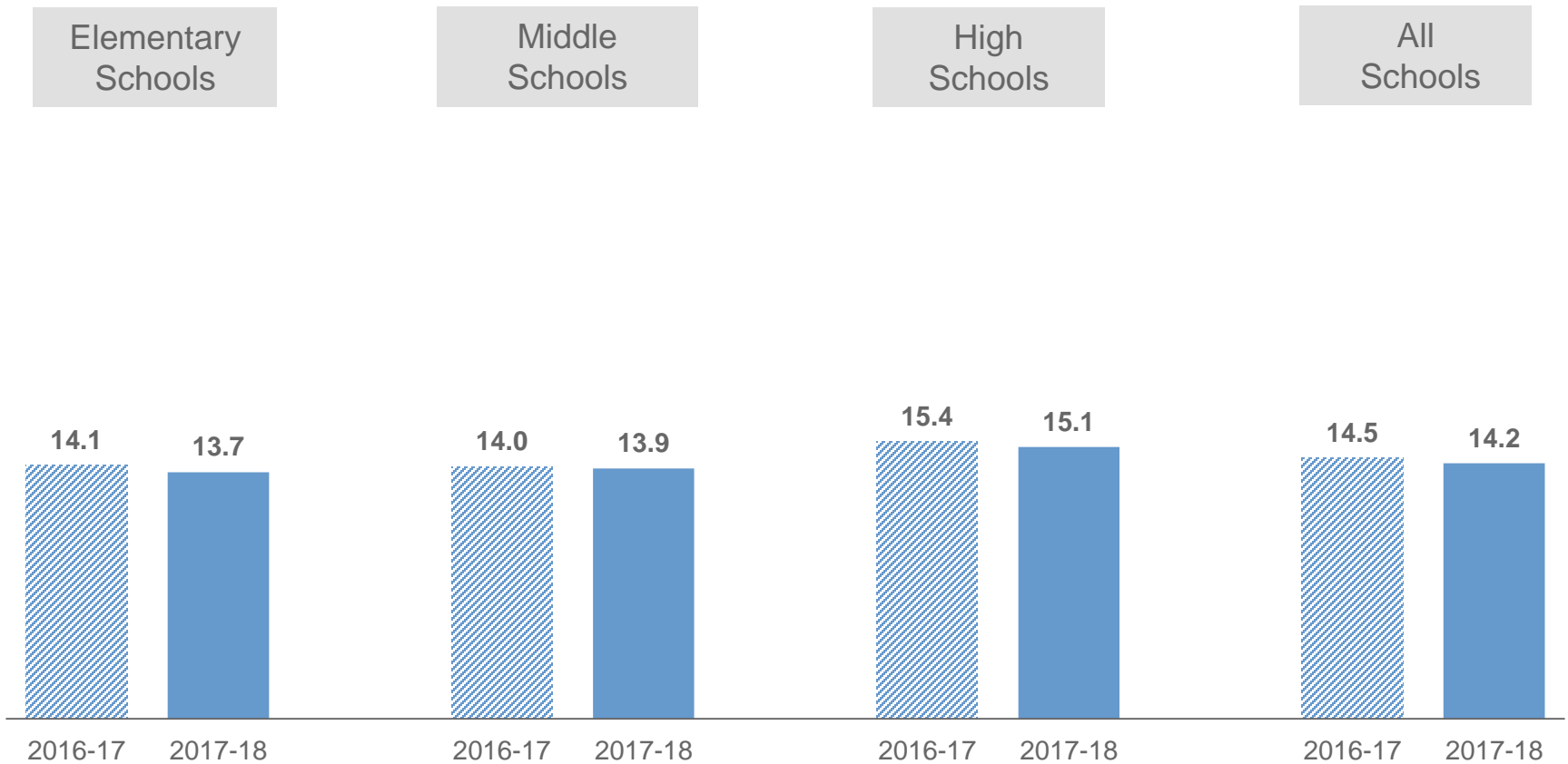
Across all grades in 2017-18, the average class size is 26.4 students per class. There was 0.1 increase from 2016-17. (Note: Differences are based on unrounded values.)

Since 2016-17, 903 schools either decreased or had less than a one percent increase in average class size, while 621 schools increased class size by one or more percent.

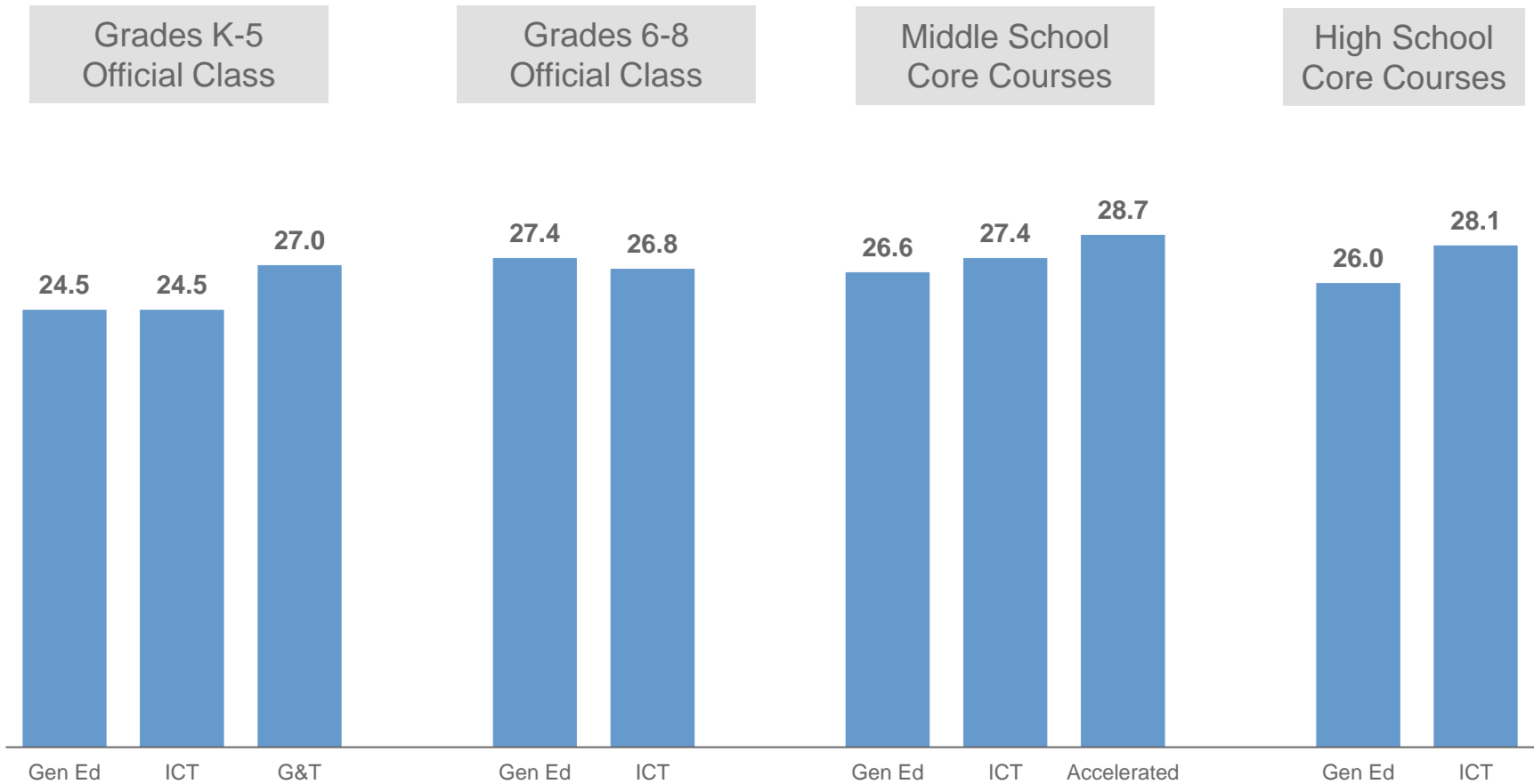


# Pupil-to-Teacher Ratio by School Type

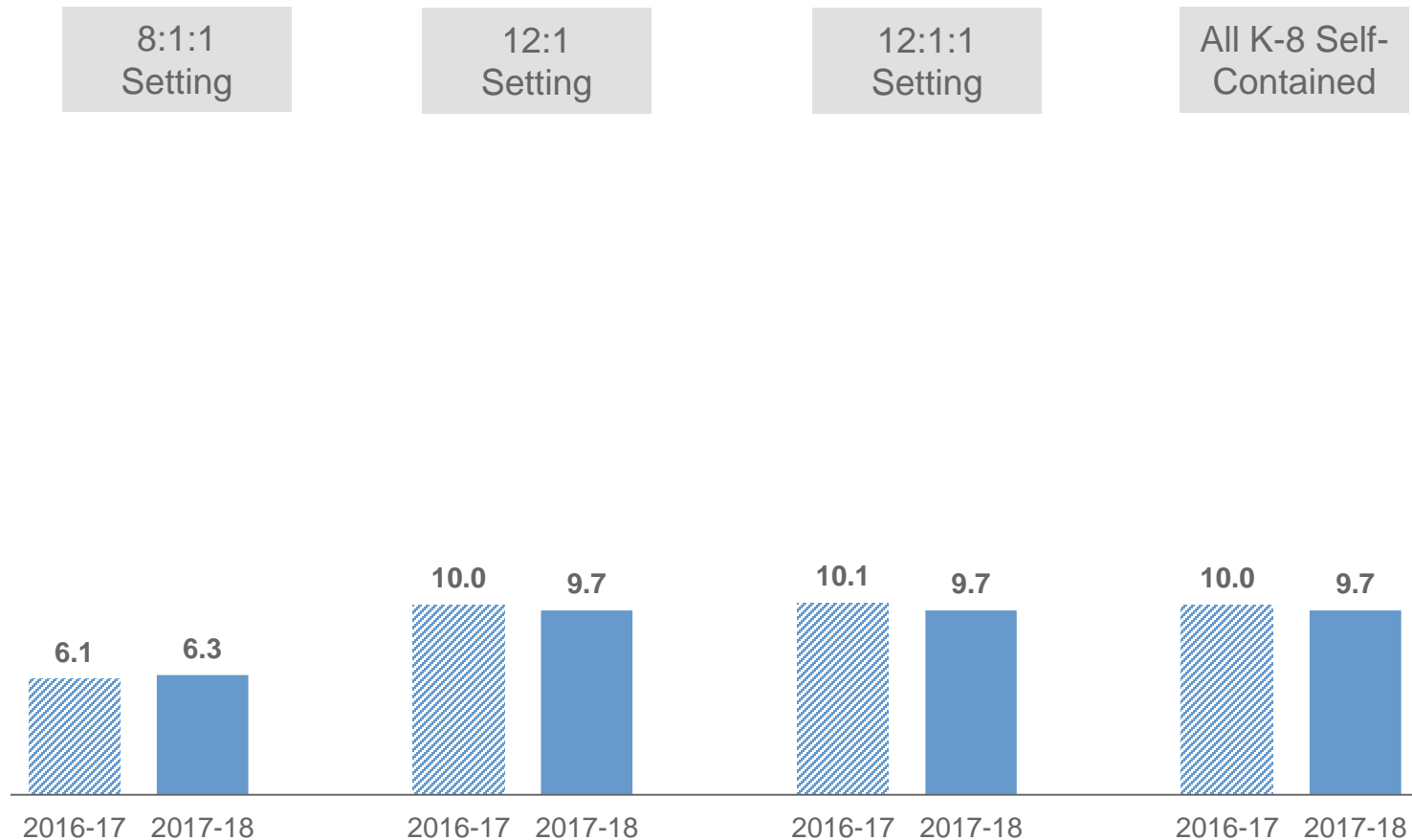
Across all grades in 2017-18, the PTR was 14.2. There was 0.3 decrease from 2016-17.



# 2017-18 Average Class Size by Program Type



# 2017-18 Average Class Size for Grades K-8 Self-Contained Classes by Setting



# 2017-18 Average Class Size By Core Subject for Middle and High School

General Education, Accelerated and Integrated Co-Teaching Classes

Subject	MS Core	HS Core
English	26.4	25.4
Math	26.8	26.5
Science	27.1	27.0
Social Studies	27.5	27.2
All Core	26.9	26.5

Self-Contained Classes

Subject	MS Core	HS Core
English	10.0	10.0
Math	9.9	11.5
Science	9.9	11.5
Social Studies	10.0	11.1
All Core	10.0	11.0

# Change in Average Class Size, by Grade Level

Grade Level	2016-17	2017-18	Difference
K	22.0	21.9	-0.1
01	24.5	24.3	-0.3
02	25.1	24.7	-0.4
03	25.4	25.2	-0.2
04	26.1	25.6	-0.5
05	26.1	26.1	0.0
06	26.8	26.7	-0.1
07	27.0	27.3	+0.3
08	27.4	27.6	+0.2