



Learning Environment Survey Report 2006-07

This Survey Report is for:

School: Academy for Environmental Science Secondary School (04M635)

Principal: David Grodsky

Enrollment: 714

School Type: Middle / High School

Dear School Community,

Parents, teachers, and students know best how well each school helps students to learn. This report provides a view of your school's learning environment, based on community members' responses to the Learning Environment Survey in May and June 2007.

The Learning Environment Survey is an important part of the New York City Department of Education's effort to improve student outcomes and to promote school empowerment and accountability. Your school's scores compared to those of other schools are part of your school's grade on the City's annual Progress Report.

This report is designed to help parents, teachers, students, and school leaders identify concrete changes each school can make to improve student learning. Working together, we can improve our schools.

Joel I. Klein
Chancellor, New York City Department of Education

Inside this Report

The Learning Environment Survey is a new accountability tool. The survey measures four domains: Academic Expectations, Communication, Engagement, and Safety and Respect. This report includes:

Participation Information. This report presents response rates and numbers for your school and response rates for schools of the same type Citywide.

Scores. This report presents scores for your school and for schools of the same type Citywide. All scores are between 0 and 10, and the highest possible score is 10.

Results by Question. This report presents results and scores for each survey question.

For more information about the Learning Environment Survey, please visit <http://schools.nyc.gov/surveys>. To ask questions, or to offer feedback, please email surveys@schools.nyc.gov.

Scores

	Your School	Citywide Average
Safety and Respect	5.5	6.6
Academic Expectations	5.4	6.9
Engagement	4.6	6.0
Communication	4.8	6.1

Response Rates

	Your School Number (Percent)	Citywide Average Percent
Parents	116 (18%)	19%
Teachers	27 (52%)	42%
Students	346 (48%)	65%

In this report, Citywide Averages are calculated by School Type. Your School Type is listed at the top of this page.

বাংলায় এই নির্দেশিকার কপি সংগ্রহে অনুগ্রহ করে নিচের ওয়েবসাইট দেখুন অথবা আপনার প্যারেন্টকোঅর্ডিনেটরের সাথে যোগাযোগ করুন।

要獲得本文件的中文譯本，請瀏覽下列網站或與您子女學校的家長專員聯絡。

Pou w jwenn dokiman sa a tradwi an kreyòl ayisyen, tanpri al sou sit wèb nou mete piba a, oswa kontakte Koòdonatè paran ki nan lekòl pitit ou a.

한국어로 번역된 자료를 원하시면 다음 웹사이트를 방문하시거나, 귀 자녀가 재학 중인 학교의 학부모 코디네이터에게 연락해 주십시오.


Для получения русской версии данного документа посетите нижеуказанный вебсайт или свяжитесь с координатором по работе с родителями.

Para obtener una versión en español de este documento, por favor visite el sitio de Internet a continuación o contacte a su coordinador de padres.

للحصول على نسخة مترجمة باللغة العربية لهذه الوثيقة، نرجو منكم زيارة الموقع الإلكتروني أدناه أو الاتصال بمنسق شؤون الآباء التابع لكم.

اس دستاویز کی اردو میں ترجمہ شدہ اشاعت کیلئے براہ کرم ذیلی ویب سائٹ ملاحظہ کریں یا اپنے والدین ربط دہندہ سے رجوع کریں۔

<http://schools.nyc.gov/surveys>



Learning Environment Survey Report 2006-07

This Survey Report is for:

School: Academy for Environmental Science Secondary School (04M635)

Principal: David Grodsky

Enrollment: 714

School Type: Middle / High School

Academic Expectations

Academic Expectations measures the degree to which a school encourages students to do their best, and develop rigorous and meaningful academic goals. Expectations are communicated in direct and subtle ways, and are powerful motivators of student behaviors and performance. Schools with high expectations provide a learning environment in which students believe they are capable of academic success.

Scores

	Your School	Citywide Average
Overall	5.4	6.9
Parents	6.1	7.1
Teachers	3.9	6.7
Students	6.3	7.0

Engagement

Engagement measures the degree to which a school involves students, parents and educators in a partnership to promote student learning. Schools with a broad range of curricular offerings, activities, and opportunities for parents, teachers and students to influence the direction of the school are better able to meet the learning needs of children.

Scores

	Your School	Citywide Average
Overall	4.6	6.0
Parents	5.3	5.8
Teachers	2.9	5.7
Students	5.4	6.4

Communication

Communication measures the degree to which a school effectively communicates its educational goals and requirements, listens to community members, and provides appropriate feedback on each student's learning outcomes. Access to this information can be used to establish a greater degree of agency and responsibility for student learning by all community members.

Scores


	Your School	Citywide Average
Overall	4.8	6.1
Parents	6.3	6.9
Teachers	3.4	5.8
Students	4.8	5.6

Safety and Respect

Safety and Respect measures the degree to which a school provides a physically and emotionally secure environment for learning. Students who feel safe are more able to engage in academic work and less likely to behave in ways that interfere with academic performance.

Scores

	Your School	Citywide Average
Overall	5.5	6.6
Parents	7.0	7.3
Teachers	4.6	6.5
Students	5.0	6.0



Learning Environment Survey Report 2006-07

PARENT SURVEY

This Survey Report is for:

School: Academy for Environmental Science Secondary School (04M635)

Principal: David Grodsky

Enrollment: 714

School Type: Middle / High School

This table presents the percentage of **parents** in your school who selected each answer. This table also presents your school's score for each question, and the domain to which each question is linked. Question scores are between 0 and 10, and the highest possible score is 10. Domain names are abbreviated below. A is Academic Expectations, C is Communication, E is engagement, and S is Safety and Respect. NS indicates that the question was not scored. To learn more about survey and scoring methodology, please visit <http://schools.nyc.gov/surveys>.

1. In which grade is your child at this school?

- If you have children in more than one New York City school ... please fill out **one separate survey for each school**.
- If you have more than one child in the same school ... please fill out just **one survey about your oldest child**.

NS


0	Pre- Kindergarten	0	Kindergarten	0	1st grade	0	2nd grade	0	3rd grade	0	4th grade	1	5th grade
10	6th grade	18	7th grade	21	8th grade	19	9th grade	15	10th grade	12	11th grade	4	12th grade

2. How much do you agree or disagree with the following statements about your child's school?

	Strongly Agree	Agree	Disagree	Strongly Disagree	Does Not Apply	Score	Domain
a. I feel welcome in my child's school.	29	59	8	4	0	7.1	E
b. I know how to contact someone at the school when I have questions and concerns.	26	58	12	4	0	6.9	C
c. My child's school makes it easy for me to attend meetings by holding them when I can come, providing an interpreter, or in other ways.	16	52	20	4	8	6.3	E
d. The school keeps me informed about my child's academic progress.	36	48	10	6	1	7.2	C
e. The school contacts me when my child breaks school rules.	35	47	7	5	6	7.3	C
f. The school contacts me to tell me about my child's achievements and successes.	21	37	25	11	6	5.8	C
g. There is an adult at the school whom my child trusts and can go to for help with a school problem.	25	47	14	6	9	6.7	S

3. How often during this school year have you:

	At least once a week	About once a month	Once every few months	Once or twice this school year	Never	Score	Domain
a. received information about what your child is studying in school?	9	22	24	16	30	5.1	C
b. received information on services for your child or for you, such as: tutoring, after-school programs, or classes you can take to help your child learn?	12	31	25	15	17	6.4	C
c. been invited to visit your child's classroom?	5	17	26	13	39	4.2	E
d. been invited to a program or event at your child's school or to go on a school trip?	3	15	19	25	39	3.9	E



Learning Environment Survey Report 2006-07

PARENT SURVEY

This Survey Report is for:

School: Academy for Environmental Science Secondary School
(04M635)

Principal: David Grodsky

Enrollment: 714


School Type: Middle / High School

4. How often <u>during this school year</u> have you:	At least once a week	About once a month	Once every few months	Once or twice this school year	Never	Score	Domain
a. contacted a teacher or other adult at your child's school to share with them important information about your child's learning?	7	17	33	24	19	5.2	E
b. talked to a teacher about how to help your child learn something your child is struggling with?	3	17	35	21	25	4.8	E
c. talked to a teacher about your child's academic progress?	5	25	34	25	10	6.0	E
d. talked to a teacher about how you can help your child learn better?	3	20	31	22	23	5.0	E

5. How often do you get a response when you contact your child's school or teacher(s) to offer information or ask questions about your child's learning?	Always	Most of the Time	Sometimes	Never	Does Not Apply	Score	Domain
	30	24	28	12	6	5.9	C

6. What are the BEST ways for your child's school or teachers to get information to you about your child's education? (Mark as few or as many as apply.)							Score	Domain
76	Mail	20	E-mail	10	PA or PTA meetings		NS	
45	Paper sent home with your child	4	School Website	5	School bulletin board			
77	Phone	9	Parent Coordinator	2	Community or Citywide Education Councils			
50	Parent teacher conferences	2	Other parents	1	Other organizations in your community			

7. How much do you agree or disagree with the following statements about your child's school or teacher?	Strongly Agree	Agree	Disagree	Strongly Disagree	Don't Know	Score	Domain
a. The school has high expectations for my child.	17	49	18	9	8	6.1	A
b. The school clearly communicates its expectations for my child's learning to me and my child.	17	49	21	8	6	6.1	C
c. My child's teacher(s) give helpful comments on homework, class work, and tests.	20	41	23	12	4	5.9	C
d. My child is learning what he or she needs to know to succeed in later grades or after graduating from high school.	21	44	20	7	7	6.3	A
e. Answer this question only if you are a high school parent : This year, school staff helped my child select courses that he or she needs to graduate and to succeed after graduating.	17	36	19	12	17	5.7	A



Learning Environment Survey Report 2006-07

PARENT SURVEY

This Survey Report is for:

School: Academy for Environmental Science Secondary School (04M635)

Principal: David Grodsky

Enrollment: 714

School Type: Middle / High School

8. My child participates in the following courses during the regular school day. (Please mark all that apply.) 6.2 E

39	Art	12	Music	4	Dance	4	Theater	19	Foreign language
23	Computer skills/technology	12	Health	66	Physical education	9	None of these courses	9	Don't know

9. My child participates in the following school activities before or after school. (Please mark all that apply.) 3.8 E

10	Art	8	Music	7	Dance	0	Theater	3	Foreign language
12	Computer skills/technology	29	Team sports and clubs	19	Tutoring/enrichment activities	29	None of these activities	7	Don't know

10. How much do you agree or disagree with the following statement? Strongly Agree Agree Disagree Strongly Disagree Don't Know Score Domain


My child's school offers a wide enough variety of courses and activities to keep my child interested in school.	15	38	26	14	7	5.3	E
---	----	----	----	----	---	-----	---

11. How much do you agree or disagree with the following statement about your child's school? Strongly Agree Agree Disagree Strongly Disagree Don't Know Score Domain

a. My child is safe at school.	19	53	13	9	6	6.6	S
b. My child's school is clean.	22	59	10	7	3	7.0	S
c. Discipline is enforced fairly at my child's school.	17	52	17	7	7	6.4	S
d. I worry about crime and violence at my child's school.	15	31	36	13	6	5.0	S
e. The presence and actions of School Safety Agents help to promote a safe and respectful learning environment.	24	52	8	6	10	7.0	S

12. How often do you think the following problems occur at your child's school? Never Once in a While Fairly Often Very Often Don't Know Score Domain

a. Students threaten or bully other students.	15	36	16	16	18	5.4	S
b. School staff are disrespectful to students.	45	18	10	5	23	7.8	S
c. There is racial or cultural bias by school staff.	56	4	5	6	29	8.5	S
d. There is conflict at my child's school based on race, culture, religion, sexual orientation, gender, or disabilities.	52	9	4	5	30	8.5	S
e. Students use alcohol or illegal drugs during school.	41	5	2	4	47	8.7	S
f. There is gang activity at my child's school.	30	11	7	15	38	6.4	S



Learning Environment Survey Report 2006-07

PARENT SURVEY

This Survey Report is for:

School: Academy for Environmental Science Secondary School (04M635)

Principal: David Grodsky

Enrollment: 714

School Type: Middle / High School


13. Which of the following improvements would you most like your school to make? (Choose ONE.)

NS

4	More effective school leadership	8	More hands-on learning	16	More or better enrichment programs	6	More or better arts programs	6	More challenging courses
10	Better communication with parents	10	More teacher training	22	Smaller class size	20	More preparation for state tests	0	Less preparation for state tests

14. How satisfied are you with the following things about your child's school?

	Very Satisfied	Satisfied	Unsatisfied	Very Unsatisfied	Score	Domain
a. The quality of your child's teacher(s) this year.	18	59	17	6	6.3	A
b. How well your child's school communicates with you.	24	52	18	6	6.5	C
c. Your opportunities to be involved in your child's education.	22	50	23	5	6.3	E
d. The education your child has received this year.	19	51	19	11	5.9	A



Learning Environment Survey Report 2006-07

TEACHER SURVEY

This Survey Report is for:

School: Academy for Environmental Science Secondary School (04M635)

Principal: David Grodsky

Enrollment: 714

School Type: Middle / High School

This table presents the percentage of **teachers** in your school who selected each answer. This table also presents your school's score for each question, and the domain to which each question is linked. Question scores are between 0 and 10, and the highest possible score is 10. Domain names are abbreviated below. A is Academic Expectations, C is Communication, E is engagement, and S is Safety and Respect. NS indicates that the question was not scored. To learn more about survey and scoring methodology, please visit <http://schools.nyc.gov/surveys>.

1. For this school year, which best describes your primary teaching responsibility? (You may mark more than one.) NS

0	Pre-K – 2nd Grades	0	3rd – 5th Grades	63	6th – 8th Grades	63	9th – 12th Grades
---	--------------------	---	------------------	----	------------------	----	-------------------

2. My primary area of instruction is: (Mark only one.) NS

0	Elementary Education	27	English Language Arts	31	Mathematics	4	Science
15	Social Studies	8	Art/Music/Drama/Dance	4	Physical Education	0	Foreign Language
0	Career or Technical Education	0	English Language Learners (ELL)	12	Special Education	0	Other

3. How long have you been a teacher at this school? NS


19	Less than one year	30	1-3 years	37	4-10 years	4	11-15 years	11	More than 15 years
----	--------------------	----	-----------	----	------------	---	-------------	----	--------------------

4. How long have you been a teacher? NS

7	Less than one year	15	1-3 years	44	4-10 years	11	11-15 years	22	More than 15 years
---	--------------------	----	-----------	----	------------	----	-------------	----	--------------------

5. How much do you agree or disagree with the following statements about your school? Strongly Agree Agree Disagree Strongly Disagree Score Domain

a.	Schools leaders communicate a clear vision for this school.	4	15	15	67	1.9	C
b.	School leaders let staff know what is expected of them.	4	19	33	44	2.7	C
c.	School leaders encourage open and honest communication on important school issues.	4	7	22	67	1.6	C
d.	School leaders encourage collaboration among teachers.	7	19	33	41	3.1	E
e.	There is alignment across the curriculum, instruction, and assessment within and across the grade levels at this school.	4	7	37	52	2.1	A
f.	The principal places the learning needs of children ahead of other interests.	12	16	24	48	3.1	A
g.	The principal is an effective manager who makes the school run smoothly.	8	12	19	62	2.2	C
h.	I trust the principal at his or her word.	4	27	23	46	2.9	C



Learning Environment Survey Report 2006-07

TEACHER SURVEY

This Survey Report is for:

School: Academy for Environmental Science Secondary School
(04M635)


Principal: David Grodsky

Enrollment: 714

School Type: Middle / High School

6. How much do you agree or disagree with the following statements?	Strongly Agree	Agree	Disagree	Strongly Disagree	Score	Domain
a. My school has high expectations for all students.	4	19	50	27	3.3	A
b. Teachers in this school set high standards for student work in their classes.	7	30	52	11	4.4	A
c. My school has clear measures of progress for student achievement throughout the year.	4	15	52	30	3.1	A
d. I have the materials I need to teach my class(es), such as: books, audio/visual equipment, maps, or calculators.	8	35	27	31	4.0	A
e. My instructional materials are in good condition.	4	31	31	35	3.5	A
f. Teachers in this school use student achievement data to improve instructional decisions.	4	33	37	26	3.8	A
g. This school makes it a priority to help students develop challenging learning goals.	4	15	48	33	3.0	A
h. This school makes it a priority to help students find the best ways to achieve their learning goals.	4	11	63	22	3.2	A
i. For high school teachers only: This school makes it a priority to help students select the best courses to achieve their college or career goals.	6	24	41	29	3.5	A

7. Which of the following courses or activities are available to students at your school – and when are they available during the day?	Offered as a regular school activity/course	Offered before or after school or during free periods	Not offered at all	Domain
Score	9.8	7.2		A
a. Art	100	0	0	
b. Music	26	30	43	
c. Dance	4	48	48	
d. Theater	0	39	61	
e. Foreign language	96	0	4	
f. Computer skills/technology	21	21	58	
g. Health	42	4	54	
h. Physical Education	100	0	0	
i. Sports teams or clubs	24	76	0	
j. Tutoring/enrichment activities	8	75	17	



Learning Environment Survey Report 2006-07

TEACHER SURVEY

This Survey Report is for:

School: Academy for Environmental Science Secondary School
(04M635)

Principal: David Grodsky

Enrollment: 714


School Type: Middle / High School

8. How much do you agree or disagree with the following statement?	Strongly Agree	Agree	Disagree	Strongly Disagree	Score	Domain
My school offers a wide enough variety of activities or courses to keep students engaged at my school.	4	4	28	64	1.6	E

9. To what extent do you feel supported by:	To a great extent	To some extent	To a small extent	To no extent	Score	Domain
a. your principal?	16	8	28	48	3.1	E
b. other teachers at your school?	29	46	17	8	6.5	E

10. How much do you agree or disagree with the following statements?	Strongly Agree	Agree	Disagree	Strongly Disagree	Score	Domain
a. The principal has confidence in the expertise of the teachers.	4	16	28	52	2.4	A
b. The principal invites teachers to play a meaningful role in setting goals and making important decisions for this school.	4	12	24	60	2.0	E
c. Teachers in this school respect teachers who take the lead in school improvement efforts.	17	46	25	13	5.6	S
d. Teachers in this school trust each other.	4	52	32	12	4.9	S
e. Teachers in this school recognize and respect colleagues who are the most effective teachers.	13	63	25	0	6.3	S
f. The principal visits classrooms to observe the quality of teaching at this school.	4	36	16	44	3.3	A
g. School leaders give me regular and helpful feedback about my teaching.	8	12	20	60	2.3	C
h. The principal places a high priority on the quality of teaching at this school.	13	17	21	50	3.1	A

11. How much do you agree or disagree with the following statements?	Strongly Agree	Agree	Disagree	Strongly Disagree	Score	Domain
a. Most teachers in my school work together to improve their instructional practice.	4	28	44	24	3.7	A
b. This year, I received helpful training on the use of student achievement data to improve teaching and learning.	4	8	40	48	2.3	E
c. The professional development I received this year provided me with content support in my subject area.	4	32	36	28	3.7	E
d. The professional development I received this year provided me with teaching strategies to better meet the needs of my students.	4	29	46	21	3.9	E



Learning Environment Survey Report 2006-07

TEACHER SURVEY

This Survey Report is for:

School: Academy for Environmental Science Secondary School
(04M635)

Principal: David Grodsky

Enrollment: 714

School Type: Middle / High School

12. Based on your experiences during the current school year, how much do you agree or disagree with the following statements?	Strongly Agree	Agree	Disagree	Strongly Disagree	Score	Domain
--	----------------	-------	----------	-------------------	-------	--------


a. Obtaining information from parents about student learning needs is a priority at my school.	0	24	28	48	2.5	E
b. Teachers and administrators in my school use information from parents to improve instructional practices and meet student learning needs.	4	8	29	58	1.9	E
c. My school communicates effectively with parents when students misbehave.	4	38	25	33	3.8	C
d. It is difficult to overcome language or cultural barriers between teachers and parents at my school.	8	28	48	16	NS	NS

13. This year, what percentage of your students had at least one parent attend your parent-teacher conferences?	Score	Domain
---	-------	--------

64 0-25%	24 26-50%	12 51-75%	0 76-100%	1.6	C
----------	-----------	-----------	-----------	-----	---

14. How often <u>during this school year</u> have you:	More than once a week	Once a week	About once a month	About 3 or 4 times each year	Rarely or Never	Score	Domain
--	-----------------------	-------------	--------------------	------------------------------	-----------------	-------	--------

a. received information about a student's learning that was offered by a parent?	0	4	4	17	75	1.5	E
b. had a conversation or corresponded with a parent of a student about the student's behavior?	13	17	33	29	8	6.0	C
c. attempted to have a conversation with a parent but failed because you were not able to contact the parent or the parent did not respond or attend?	8	13	50	13	17	NS	NS
d. communicated with students about their progress in class?	43	26	30	0	0	9.0	C
e. communicated with parents about their children's progress in class?	17	8	33	42	0	6.1	C
f. sent home information on how parents can help students learn at home?	4	0	21	38	38	3.1	C
g. sent parents written information on what you are teaching and what students are expected to learn?	0	4	4	54	38	2.5	C
h. sent home information on services to help students or parents such as: tutoring, after-school programs, or classes adults can take to help their children in school?	0	4	13	17	67	1.9	C



Learning Environment Survey Report 2006-07

TEACHER SURVEY

This Survey Report is for:


School: Academy for Environmental Science Secondary School
(04M635)

Principal: David Grodsky

Enrollment: 714

School Type: Middle / High School

15. How much do you agree or disagree with the following statements?	Strongly Agree	Agree	Disagree	Strongly Disagree	Score	Domain
a. Order and discipline are maintained at my school.	4	8	33	54	2.1	S
b. I can get the help I need at my school to address student behavior and discipline problems.	4	25	33	38	3.2	S
c. I am safe at my school.	13	50	17	21	5.1	S
d. Crime and violence are a problem in my school.	26	39	26	9	3.9	S
e. Students in my school are often threatened or bullied.	25	46	29	0	3.5	S
f. Adults at my school are often disrespectful to students.	13	13	67	8	5.7	S
g. Most students at my school treat teachers with respect.	4	30	30	35	3.5	S
h. Most parents treat teachers at this school with respect.	13	58	29	0	6.1	S
i. Students' use of alcohol and illegal drugs in school is a problem at my school.	0	46	54	0	5.1	S
j. There are conflicts at my school based: on race, culture, religion, sexual orientation, gender, or disability.	4	33	46	17	5.8	S
k. There is a person or a program in my school to help students resolve conflicts.	8	46	21	25	4.6	S
l. Gang activity is a problem at my school.	21	50	25	4	3.8	S
m. The presence and actions of School Safety Agents help to promote a safe and respectful learning environment.	13	39	26	22	4.8	S
n. My school is kept clean.	4	35	22	39	3.5	S



Learning Environment Survey Report 2006-07

STUDENT SURVEY

This Survey Report is for:

School: Academy for Environmental Science Secondary School (04M635)

Principal: David Grodsky

Enrollment: 714

School Type: Middle / High School

This table presents the percentage of **students** in your school who selected each answer. This table also presents your school's score for each question, and the domain to which each question is linked. Question scores are between 0 and 10, and the highest possible score is 10. Domain names are abbreviated below. A is Academic Expectations, C is Communication, E is engagement, and S is Safety and Respect. NS indicates that the question was not scored. To learn more about survey and scoring methodology, please visit <http://schools.nyc.gov/surveys>.

1. Which grade are you in?

NS

9 6th Grade 18 7th Grade 21 8th Grade 14 9th Grade 14 10th Grade 19 11th Grade 5 12th Grade

2. How much do you agree or disagree with the following statements about your school?

Strongly Agree **Agree** **Disagree** **Strongly Disagree** **Score** **Domain**

a. I feel welcome in my school.	12	63	20	4	6.1	E
b. Most of the adults I see at school every day know my name or who I am.	27	52	17	4	6.7	C
c. The adults at my school look out for me.	9	55	25	12	5.4	E

3. How much do you agree or disagree with the following statements about being successful at your school?

Strongly Agree **Agree** **Disagree** **Strongly Disagree** **Score** **Domain**


a. The adults at my school help me understand what I need to do to succeed in school.	12	63	20	5	6.1	A
b. My teachers encourage me to succeed.	21	55	21	3	6.4	A
c. I need to work hard to get good grades at my school.	51	37	9	2	7.9	A
d. Students who get good grades in my school are respected by other students.	4	33	40	23	3.9	A
e. Someone in my school helps me develop challenging goals for learning more in school.	13	35	39	14	4.9	A
f. Someone at my school helps me understand what courses I need to be promoted to the next grade or graduate.	18	57	17	8	6.2	A
g. My teachers expect me to continue my education after high school.	33	50	13	4	7.0	A
h. <i>This question is for high school students only. Middle school students should skip this question.</i>	12	35	29	24	4.5	A

My high school provides helpful counseling on how to get a good job after high school or how to get into college.

4. On a scale of 1 to 4, how comfortable are you talking to teachers and other adults at your school about:

Uncomfortable **Comfortable**
 1 2 3 4 **Score** **Domain**

a. a problem you are having in a class?	21	35	29	16	4.6	C
b. something that is bothering you?	28	35	21	16	4.2	C
c. something outside of school that is important to you?	42	21	18	19	3.8	C



Learning Environment Survey Report 2006-07

STUDENT SURVEY

This Survey Report is for:

School: Academy for Environmental Science Secondary School
(04M635)

Principal: David Grodsky

Enrollment: 714


School Type: Middle / High School

5. On a scale of 1 to 4, how available are teachers and other adults at your school to talk about:	Unavailable			Available		Score	Domain
	1	2	3	4			
a. a problem you are having in a class?	17	32	32	18	5.0	E	
b. something that is bothering you?	25	30	28	17	4.5	E	
c. something outside of school that is important to you?	30	28	26	16	4.2	E	

6. How much do you agree or disagree with the following statements about your teachers?	Strongly Agree	Agree	Disagree	Strongly Disagree	Don't Know	Score	Domain
	a. Teachers in my school treat students with respect.	9	42	21	14		
b. Most students in my school treat teachers with respect.	2	17	34	41	5	2.6	S
c. Adults in my school treat each other with respect.	19	50	10	6	15	6.7	S
d. My teachers enjoy the subjects they teach.	18	40	12	7	23	6.3	E
e. My teachers inspire me to learn.	13	42	28	11	6	5.5	E
f. My teachers give me extra help when I need it.	16	53	17	10	3	6.2	E
g. My teachers connect what I am learning to life outside of the classroom.	12	35	25	16	11	5.1	E

7. How often, <u>during this school year</u> , have your teachers asked you to:	Never	1 or 2 times	3 or 4 times	5 or more times	Score	Domain
	a. Complete an essay or research project using multiple sources of information?	5	24	40		
b. Complete an essay or project where you had to use evidence to defend your own opinion or ideas?	9	33	38	19	7.4	A

8. In how many of your classes <u>during the past two weeks</u> have you:	None of My Classes	One of My Classes	Some of My Classes	Most of My Classes	All of My Classes	Score	Domain
	a. worked by yourself (independently) during class?	8	10	39	30		
b. worked in groups of 2 to 6 students?	12	30	45	11	3	5.3	C
c. had whole-class discussions?	22	26	32	10	10	5.0	C
d. participated in hands-on activities such as science experiments or building things?	21	46	22	8	3	4.1	C



Learning Environment Survey Report 2006-07

STUDENT SURVEY

This Survey Report is for:

School: Academy for Environmental Science Secondary School
(04M635)

Principal: David Grodsky


Enrollment: 714

School Type: Middle / High School

9. <u>During this school year</u> , have you taken or had a chance to take a class in the following subjects?	I took one or more classes in this subject	I was offered but did not take a class in this subject	I was NOT offered a class in this subject	Score	Domain
				7.1	E
a. Art	69	4	26		
b. Music	28	9	63		
c. Dance	7	16	77		
d. Theater	3	13	84		
e. Foreign language	48	8	44		
f. Computer skills/technology	14	7	80		
g. Health	14	9	76		
h. Physical education	82	7	11		

10. <u>During this school year</u> , which of the following activities did you participate in either before or after school or during free periods?	I participated in this activity	I did not participate in this activity although it was offered	I was NOT offered this activity	Score	Domain
				4.8	E
a. Art	47	10	43		
b. Music	16	16	68		
c. Dance	10	25	65		
d. Theater	6	20	74		
e. Foreign language	27	8	64		
f. Computer skills/technology	13	12	75		
g. School sports teams or clubs	27	27	46		
h. Tutoring/enrichment activities	25	27	48		

11. How much do you agree or disagree with the following statement?	Strongly Agree	Agree	Disagree	Strongly Disagree	Score	Domain
My school offers a wide enough variety of classes and activities to keep me interested in school.	7	22	36	36	3.3	E



Learning Environment Survey Report 2006-07

STUDENT SURVEY

This Survey Report is for:

School: Academy for Environmental Science Secondary School (04M635)

Principal: David Grodsky

Enrollment: 714

School Type: Middle / High School

12. How much do you agree or disagree with the following statements about students in your school?

	Strongly Agree	Agree	Disagree	Strongly Disagree	Score	Domain
a. Most students in my school help and care about each other.	4	23	37	35	3.2	S
b. Most students in my school just look out for themselves.	32	49	15	5	3.1	S
c. Most students in my school treat each other with respect.	1	25	43	31	3.2	S
d. Most students in my school like to put others down.	33	36	19	12	3.7	S

13. How often are the following things true about you or about your school?

	Never	Some of the Time	Most of the Time	All of the Time	Score	Domain
a. I worry about crime and violence in school.	35	45	13	7	6.9	S
b. I stay home because I don't feel safe at school.	84	11	3	1	9.3	S
c. Students threaten or bully other students at school.	16	40	20	24	4.9	S
d. Students get into physical fights at my school.	4	47	25	24	4.3	S
e. Adults at my school yell at students.	7	44	19	30	4.3	S
f. There is conflict in my school based on: race, culture, religion, sexual orientation, gender, or disabilities.	37	33	14	15	6.4	S
g. Students use alcohol or illegal drugs while at school.	45	34	11	10	7.1	S
h. There is gang activity at my school.	22	30	18	30	4.8	S

14. How much do you agree or disagree with the following statements about your school?

	Strongly Agree	Agree	Disagree	Strongly Disagree	Score	Domain
a. There is a person or program in my school to help students resolve conflicts.	11	47	26	16	5.1	S
b. Discipline in my school is fair.	7	31	37	25	4.1	S
c. I am safe in my classes.	18	52	21	9	6.0	S
d. I am safe in the hallways, bathrooms, and locker rooms at my school.	14	46	26	13	5.4	S
e. I am safe on school property outside my school building.	15	47	25	13	5.5	S
f. The presence and actions of School Safety Agents help to promote a safe and respectful learning environment.	10	40	34	16	4.8	S
g. My school is kept clean.	4	14	37	45	2.6	S