

Dear Members of the School Community,

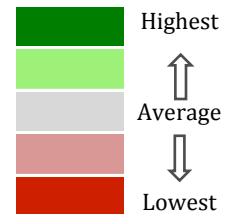
This report tells you what parents, teachers and students said about learning conditions at your school in our annual survey. This information is designed to support a dialogue among all members of the school community on how to make the school a better place for learning.

Taking the time to reflect on how well we serve children is an important step in improving our schools. Special thanks to all parents, teachers, and students who filled out a survey this year, and to those who work year-round to improve student learning.

Joel I. Klein  
Chancellor

**What do the colors mean?**

**Green** indicates high levels of parent, teacher, or student satisfaction compared to other schools. **Red** indicates low levels of satisfaction. In reviewing your school's results, you might look at how well the school performed in each survey category, how well the school did overall, where it has the greatest strength (**green**), and where it needs the most improvement (**red**).



**How did your school perform on the survey compared to all special education schools?**

	Score out of 10	Your School's Comparison	Change from Last Year
Academic Expectations	8.3		↑
Communication	7.2		↑
Engagement	8.1		↑
Safety & Respect	8.7		↑

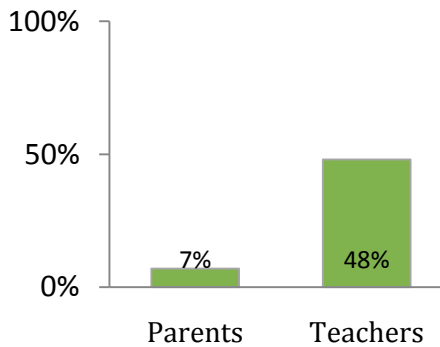
**What are your school's strengths and areas for improvement?**

	Parents	Teachers
Academic Expectations		
Communication		
Engagement		
Safety & Respect		

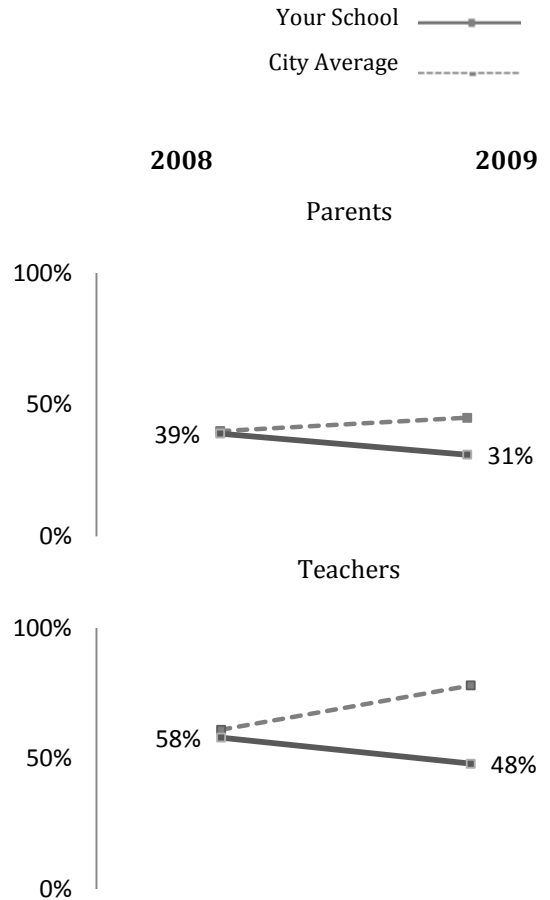
### How do survey response rates at your school compare to the City average (2009)?

	Your School	City Average	% Points Difference
Parents	31%	45%	-14
Teachers	48%	73%	-25

### Go Green: Who took the survey online?

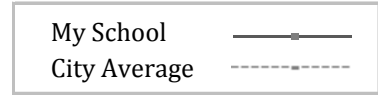


### How have response rates at your school changed over time?




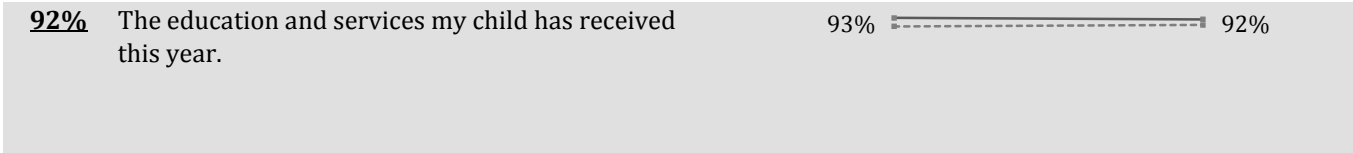
For more information about response rates and other survey results, go to [www.nyc.gov/schools/surveys](http://www.nyc.gov/schools/surveys).

### How has your school community answered important survey questions?

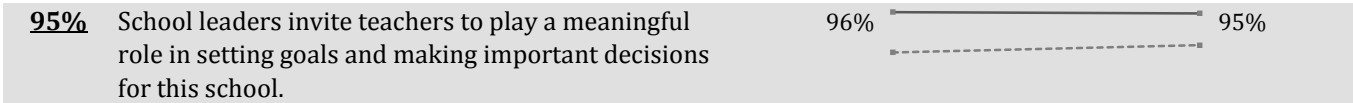
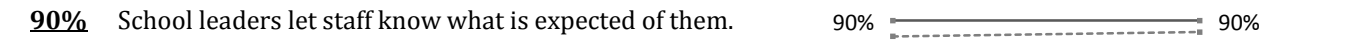


**P** Percent of parents at your school who were satisfied or very satisfied with:

2008 \_\_\_\_\_ 2009

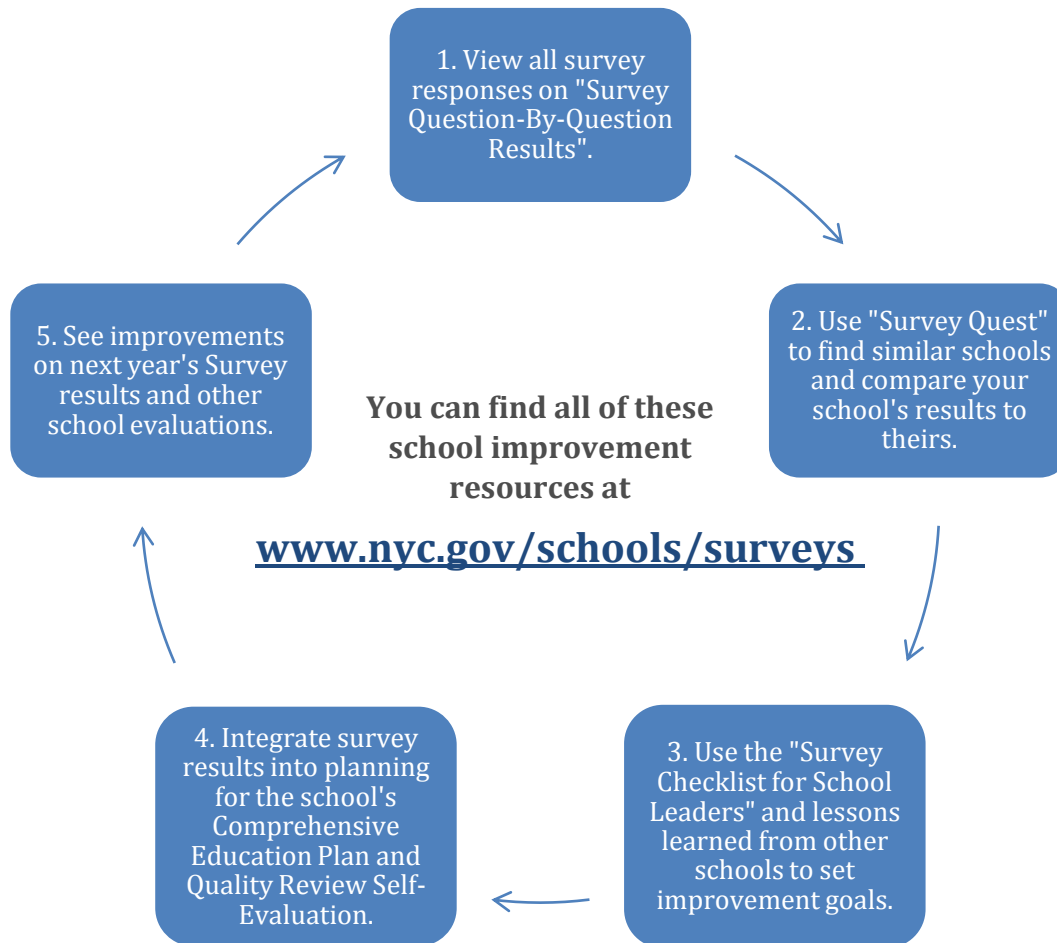


**T** Percent of teachers at your school who agreed or strongly agreed that:



## How can you use survey results to improve your school?

You and your school community can use resources created by the Department of Education and the steps listed below to apply survey results to improve the school.



1. **Survey Question-By-Question Results** provide details about how parents, teachers, and students at your school answered all of the survey questions, where your school earned the highest marks, and where your school most needs to improve.
2. **Survey Quest** allows you to compare your school to similar schools that may have performed higher on particular survey questions or groups of questions. Your school can reach out to school leaders at high-performing schools to learn what they have done to get strong results.
3. **The Survey Checklist for School Leaders** helps schools set goals to improve response rates and increase parent, teacher, and student satisfaction. Setting goals with input from parents, teachers, and students is essential to improving learning conditions at schools.
4. The **Comprehensive School Education Plan (CEP)** and **Quality Review** are two opportunities for all members of the community to come together and examine school-wide improvement goals. In these and other planning activities, survey results provide useful information about conditions at schools that support learning and those that need to improve.

This report provides all questions and a summary of the responses that parents and teachers at your school provided on the 2009 NYC School Survey. This report can be used as a partner with the NYC School Survey Report.

Parent responses are listed first followed by teacher responses. Questions are assigned to and sorted by four categories: Academic Expectations, Communication, Engagement and Safety and Respect.

All numbers below are percentages. The most common answer is bolded to provide an at-a-glance sense of whether your school feels positively or not.

Question scores are between 0 and 10, and the highest possible score is 10. The score can be found in parentheses after each question.

**Who took the Survey at your school?**

	<i>Your School</i>	<i>City Average</i>
<b>P</b> Parents	<b>31% (51)</b>	45%
<b>T</b> Teachers	<b>48% (21)</b>	73%

Please visit [www.nyc.gov/schools/surveys](http://www.nyc.gov/schools/surveys) to learn more about the surveys.

**P Academic Expectations:** *Parents feel the school encourages students to do their best by developing rigorous and meaningful academic goals.*

**How satisfied are you with the following things about your child's school?**

The overall quality of your child's teacher(s), paraprofessionals, therapist(s), counselors, and other school staff. (8.4)

	Very Satisfied	Percent %		Very Unsatisfied
		Satisfied	Unsatisfied	
	<b>61</b>	31	6	2

The level of assistance your child receives when he or she needs extra help. (8)

	<b>55</b>	31	12	2
--	-----------	----	----	---

The educational planning and IEP development process. (7.9)

	<b>50</b>	38	10	2
--	-----------	----	----	---

The education and services your child has received this year. (8)

	<b>51</b>	41	4	4
--	-----------	----	---	---

**How much do you agree or disagree with the following statements about your child's school?**

The school lets me know about my child's progress through Individualized Education Program (IEP) meetings, progress reports and report cards, behavior sheets, phone calls, communication notebooks, or in other ways. (8.1)

	Strongly Agree	Percent %		Strongly Disagree	Does Not Apply
		Agree	Disagree		
	<b>63</b>	20	12	4	0

**How much do you agree or disagree with the following statements?**

My child's school has high and appropriate expectations for my child. (8)

	Strongly Agree	Percent %		Strongly Disagree	Don't Know
		Agree	Disagree		
	<b>49</b>	35	12	0	4

My child's school works to achieve the goals on my child's IEP. (8.3)

	<b>56</b>	30	10	0	4
--	-----------	----	----	---	---

My child is learning what he or she needs to know to succeed in later grades, after graduating from high school, or after age 21. (7.4)

	<b>40</b>	36	8	6	10
--	-----------	----	---	---	----

My child's school provides instruction that enables my child to reach his or her potential. (8)

	<b>45</b>	43	6	4	2
--	-----------	----	---	---	---

**How much do you agree or disagree with the following statements?**

The pace of my child's instruction meets my child's needs. (7.6)

	Strongly Agree	Percent %		Strongly Disagree	Don't Know
		Agree	Disagree		
The pace of my child's instruction meets my child's needs. (7.6)	40	<b>44</b>	10	6	0

My child's school provides appropriate opportunities for inclusion in general education activities, where mandated by my child's IEP. (8.4)

My child's school provides appropriate opportunities for inclusion in general education activities, where mandated by my child's IEP. (8.4)	<b>53</b>	37	2	2	6
---	-----------	----	---	---	---

**P Communication:** Parents feel the school provides them with information about the school's educational goals and offers appropriate feedback on each student's learning outcomes.

**How satisfied are you with the following things about your child's school?**

How well your child's school communicates with you. (7.6)

	Very Satisfied	Percent %		Very Unsatisfied
		Satisfied	Unsatisfied	
How well your child's school communicates with you. (7.6)	<b>43</b>	<b>43</b>	14	0

**How much do you agree or disagree with the following statements?**

My child's school communicates effectively to ensure a smooth transition between school year and summer session. (6.9)

	Strongly Agree	Percent %		Strongly Disagree	Don't Know
		Agree	Disagree		
My child's school communicates effectively to ensure a smooth transition between school year and summer session. (6.9)	<b>43</b>	24	12	8	12

*Answer this question only if your child's IEP mandates Related Services (physical, speech, occupational, vision, or hearing therapy):* If my child's school cannot provide the Related Services mandated on my child's IEP, the school informs me in a timely manner. (6.3)

<i>Answer this question only if your child's IEP mandates Related Services (physical, speech, occupational, vision, or hearing therapy):</i> If my child's school cannot provide the Related Services mandated on my child's IEP, the school informs me in a timely manner. (6.3)	33	<b>35</b>	15	15	2
---	----	-----------	----	----	---

My child's teachers, therapists, and other school staff give helpful feedback on homework, classwork, therapies and assessments. (8.1)

My child's teachers, therapists, and other school staff give helpful feedback on homework, classwork, therapies and assessments. (8.1)	<b>58</b>	26	8	6	2
--	-----------	----	---	---	---

**How much do you agree or disagree with the following statements about your child's school?**

I am satisfied with the response I get when I contact my child's school with questions or concerns. (8.7)

	Strongly Agree	Percent %		Strongly Disagree	Does Not Apply
		Agree	Disagree		
I am satisfied with the response I get when I contact my child's school with questions or concerns. (8.7)	<b>68</b>	24	8	0	0

My child's school makes it easy for parents to attend meetings by holding them at different times of day or at different locations, providing an interpreter, or in other ways. (8)

My child's school makes it easy for parents to attend meetings by holding them at different times of day or at different locations, providing an interpreter, or in other ways. (8)	<b>50</b>	42	6	2	0
---	-----------	----	---	---	---

**How often during this school year have you:**

received information about what your child is learning in school? (8)

	More than once a month	Percent %		Once or twice this school year	Never
		About once a month	Once every few months		
received information about what your child is learning in school? (8)	<b>48</b>	36	8	4	4

received information about services for your child or for you, such as classes or related services workshops you can take to help your child? (6.6)

received information about services for your child or for you, such as classes or related services workshops you can take to help your child? (6.6)	<b>31</b>	<b>31</b>	18	12	8
---	-----------	-----------	----	----	---

talked with a teacher, paraprofessional, counselor, related services provider or other adult at your child's school to share with them important information about your child? (7.3)

talked with a teacher, paraprofessional, counselor, related services provider or other adult at your child's school to share with them important information about your child? (7.3)	35	14	<b>41</b>	8	2
--	----	----	-----------	---	---

**P Engagement:** *Parents feel engaged in an active and vibrant partnership to promote student learning.*

**How satisfied are you with the following things about your child's school?**

Your opportunities to be involved in your child's education. (8)

Very Satisfied	Percent % Satisfied	Percent % Unsatisfied	Very Unsatisfied
<b>49</b>	41	10	0

**How much do you agree or disagree with the following statements about your child's school?**

I feel welcome in my child's school. (8.7)

Strongly Agree	Percent % Agree	Percent % Disagree	Strongly Disagree	Does Not Apply
<b>68</b>	26	4	2	0

My child's school provides for my child's dietary and feeding needs. (7.9)

38	<b>42</b>	2	2	17
----	-----------	---	---	----

**How often during this school year have you:**

talked to a teacher, paraprofessional, counselor, related services provider or other adult at your child's school about how to help your child learn? (NA)

More than once a month	Percent % About once a month	Percent % Once every few months	Once or twice this school year	Never
28	18	<b>36</b>	16	2

been invited to a workshop, program, performance, or other event at your child's school? (8.3)

34	<b>36</b>	15	11	4
----	-----------	----	----	---

**How much do you agree or disagree with the following statements?**

My child's school offers opportunities for parents to speak with school personnel to explore the positive behavior supports and behavior management skills appropriate for each child. (8.1)

Strongly Agree	Percent % Agree	Percent % Disagree	Strongly Disagree	Don't Know
<b>52</b>	30	12	2	4

My child's school offers opportunities for transition planning and connection to adult services agencies. (4.8)

32	13	11	6	<b>38</b>
----	----	----	---	-----------

*Answer this question only if your child's IEP mandates use of assistive and adaptive technologies or communication devices:* My child's school offers parent training on personal use of assistive and adaptive technologies or communication devices. (5.7)

14	14	14	7	<b>50</b>
----	----	----	---	-----------

My child's school works with me to help my child transition smoothly to the next level. (7.6)

40	<b>42</b>	14	2	2
----	-----------	----	---	---

My child's school offers a wide enough variety of activities and services (including related services and assistive and adaptive technologies where appropriate) to help improve life outcomes for my child. (7.7)

<b>47</b>	35	12	4	2
-----------	----	----	---	---

My child's teachers, therapists, counselors, Related Service providers (if applicable) and I work as a team. (7.7)

<b>43</b>	40	15	2	0
-----------	----	----	---	---

**My child participates in the following courses or activities. (Please mark all that apply.) (9.5)**

Percent %

<b>88</b>	Art	78	Music	75	Dance	39	Theater	14	Foreign Language
24	Activities of Daily Living	6	Shop/Industrial Arts	4	Vocational Training	10	Work/Study	80	Health, Physical Education
73	Computer Skills/Technology	49	Inclusion Activities (opportunities for my child to participate in activities with general education students)			4	None of these activities	4	Don't Know

**P** **Safety and Respect:** *Parents feel the school creates a physically and emotionally secure environment in which everyone can focus on student learning.*

**How much do you agree or disagree with the following statements about your child's school?**

	Strongly Agree	Agree	Percent % Disagree	Strongly Disagree	Does Not Apply
If my child has a medical problem, appropriate action is taken. (8.8)	<b>63</b>	23	4	0	10

**How much do you agree or disagree with the following statements about your child's school?**

	Strongly Agree	Agree	Percent % Disagree	Strongly Disagree	Don't Know
My child is safe at school. (9)	<b>69</b>	27	0	2	2
My child's school is clean. (8.6)	<b>49</b>	<b>49</b>	2	0	0
Positive behavior supports are used appropriately at my child's school. (8.4)	<b>53</b>	35	2	2	8
The presence and actions of School Safety Agents (security officers) help to promote a safe and respectful learning environment. (7.3)	31	<b>44</b>	6	4	15
School staff treat my child with respect. (8.8)	<b>57</b>	39	2	0	2
School nurses effectively care for my child's health needs, as required by my child's IEP. (8.8)	<b>58</b>	33	0	0	8

**How often do you think the following occur at your child's school?**

	Never	Once in a While	Fairly Often	Percent % Very Often	Don't Know
Student-to-student incidents occur. (6.7)	10	<b>65</b>	10	0	16
There is racial or cultural bias by school staff. (8.9)	<b>57</b>	16	2	2	24
There is conflict at my child's school based on race, culture, religion, sexual orientation, gender, or disability. (8.9)	<b>62</b>	16	2	2	18
Students use alcohol or illegal drugs during school. (9.9)	<b>82</b>	2	0	0	16
There is gang activity in my child's school. (10)	<b>88</b>	0	0	0	12

**P** **Not Scored:** *These questions appeared on the Survey but answers were not scored and did not affect the Survey or Progress Report scores.*

**What are the BEST ways for your child's school to get information to you about your child's education?**  
(Mark as few or as many as apply.)

Percent %

43	Mail	76	E-mail	49	IEP Meetings
<b>84</b>	Paper sent home with your child	16	School Website	6	School Bulletin Board
49	Phone	45	Communication Notebook	0	Citywide Council on Special Education
53	Parent Teacher Conferences	10	Other parents	2	Community Organizations
16	Parent Association, Parent Teacher Association, or similar meetings	20	School staff (Parent Coordinator, Paraprofessionals, Guidance Counselor)		

Which of the following improvements would you most like your school to make? (Choose ONE.)

Percent %

3	More effective school leadership	16	More hands-on learning	8	More or better enrichment programs	14	More or better arts programs	5	More challenging courses
3	Better communication with parents	0	More teacher training	11	More Life Skills preparation	3	More preparation for state tests	5	Less preparation for state tests
11	Improved related services	3	More or better job training	11	More parent learning opportunities	5	More or better programs to manage behavior	3	More or better reading instruction programs

## **T Academic Expectations:** *Teachers feel that the school encourages students to do their best by developing rigorous and meaningful academic goals.*

How much do you agree or disagree with the following statements about your school?

	Strongly Agree	Percent %		Strongly Disagree
		Agree	Disagree	
Curriculum, instruction, related services, and assessment are aligned at this school. (8.9)	67	33	0	0
The principal places the learning needs of children ahead of other interests. (8.9)	71	24	5	0
My school has high and appropriate expectations for all students. (8.4)	57	38	5	0
Teachers in this school set high standards for student learning. (9)	71	29	0	0
My school has appropriate measures of progress for students throughout the year. (8.9)	67	33	0	0
This school makes it a priority to help students <b>develop</b> appropriate learning goals. (8.6)	62	33	5	0
This school makes it a priority to help students find the best ways to <b>achieve</b> their learning goals. (9)	70	30	0	0
For <u>teachers of students age 14 or older (high school students)</u> only: This school makes it a priority to help students select the best courses to achieve their post graduation transition to adult life. (NA)	NA	NA	NA	NA

How much do you agree or disagree with the following statements?

	Strongly Agree	Percent %		Strongly Disagree	Does Not Apply
		Agree	Disagree		
The principal has confidence in the expertise of the teachers. (9.2)	81	14	5	0	0
Most teachers in my school work together to improve their instructional practice. (8.6)	62	33	5	0	0
School leaders place a high priority on the quality of teaching at this school. (9.2)	76	24	0	0	0
Teachers in this school use student achievement data to improve instructional decisions. (8.7)	71	24	0	5	0
School leaders give me regular and helpful feedback about my teaching. (7.2)	33	52	0	10	5

**How much do you agree or disagree with the following statements?**

	Strongly Agree	Percent %		Strongly Disagree	Does Not Apply
		Agree	Disagree		
This year, I received helpful training on the use of student achievement data to improve teaching and learning. (8)	48	43	0	5	5
The professional development I received this year provided me with content support in my subject area. (8.2)	48	38	5	0	10
The professional development I received this year provided me with teaching strategies to better meet the needs of my students. (8.2)	52	33	10	0	5
I have sufficient materials to teach my class(es), such as: books, audio/visual equipment, assistive or adaptive devices, maps, calculators and computers. (9.2)	76	24	0	0	0
My instructional materials are in good condition. (9.2)	75	25	0	0	0

**T** **Communication:** *Teachers feel the school provides them with information about the school's educational goals and offers appropriate feedback on each student's learning outcomes.*

**How much do you agree or disagree with the following statements about your school?**

	Strongly Agree	Percent %		Strongly Disagree
		Agree	Disagree	
Schools leaders communicate a clear vision for this school. (7.8)	52	33	10	5
School leaders let staff know what is expected of them. (8.1)	52	38	10	0
School leaders encourage open communication on important school issues. (9.4)	86	10	5	0
The principal is an effective manager who makes the school run smoothly. (8.1)	48	48	5	0

**Based on your experiences during the current school year, how much do you agree or disagree with the following statements?**

	Strongly Agree	Percent %		Strongly Disagree
		Agree	Disagree	
My school communicates effectively with parents regarding students' behavior. (9.4)	81	19	0	0

**How much do you agree or disagree with the following statement?**

	Strongly Agree	Percent %		Strongly Disagree	Does Not Apply
		Agree	Disagree		
School leaders visit classrooms to observe the quality of teaching at this school. (8.3)	52	43	5	0	0

**How often during this school year have you:**

	More than once a week	Percent %		About 3 or 4 Times each Year	Rarely or Never
		Once a Week	About Once a Month		
had a conversation or corresponded with a parent about his or her child's behavior? (NA)	50	17	11	17	6
communicated with <b>students</b> about their progress? (NA)	44	38	13	6	0
communicated with <b>parents</b> about their children's progress? (6.3)	17	6	44	33	0

**How often during this school year have you:**

	Percent %				
	More than once a week	Once a Week	About Once a Month	About 3 or 4 Times each Year	Rarely or Never
attempted to have a conversation with a parent but failed because you were not able to contact the parent or the parent did not respond or attend? (0.6)	0	0	0	19	<b>81</b>
sent home information on services to help students or parents such as: after-school programs or workshops adults can attend to help their children in school? (6.9)	28	6	<b>39</b>	28	0

**How often during this school year have you sent parents written information on what you are teaching and what students are expected to learn? (5)**

	Percent %				
10 More than once per week	5	Once a week	<b>43</b>	About Once a Month	
24 About 3 or 4 Times each year	0	Rarely or Never	19	Does Not Apply	



**Engagement:** *Teachers feel engaged in an active and vibrant partnership to promote learning.*

**How much do you agree or disagree with the following statement?**

	Percent %			
	Strongly Agree	Agree	Disagree	Strongly Disagree
My school provides a wide enough variety of activities, courses and related services to keep students engaged at my school. (9.7)	<b>90</b>	10	0	0

**To what extent do you feel supported by:**

	Percent %			
	To a great extent	To some extent	To a small extent	To no extent
your principal? (9.5)	<b>86</b>	14	0	0
other teachers and staff at your school? (9.5)	<b>86</b>	14	0	0

**Based on your experiences during the current school year, how much do you agree or disagree with the following statements?**

	Percent %			
	Strongly Agree	Agree	Disagree	Strongly Disagree
Obtaining information from parents about student learning needs is a priority at my school. (8.1)	<b>48</b>	<b>48</b>	5	0
Teachers and administrators in my school use information from parents to inform instructional practices and related services, and to meet student needs. (7.9)	<b>52</b>	33	14	0

**Which of the following courses or activities are available at your school – and when are they available during the day?**

	Percent %		
	Offered as a regular school activity/course (10)	Offered before or after school or during free periods (3.1)	Not offered at all (Not Scored)
Activities of Daily Living	43	5	<b>52</b>
Art	<b>100</b>	10	0

**Which of the following courses or activities are available at your school – and when are they available during the day?**

	Percent %		
	Offered as a regular school activity/course (10)	Offered before or after school or during free periods (3.1)	Not offered at all (Not Scored)
Computer skills/Technology	90	10	5
Dance	100	10	0
Foreign Language	76	14	10
Health/Physical Education	95	14	0
Inclusion Activities	95	5	5
Music	95	14	0
Shop/Industrial Arts	0	10	86
Theater	43	29	29
Vocational Training	0	0	95
Work/Study	10	5	81

**How much do you agree or disagree with the following statements?**

	Strongly Agree	Percent %		Strongly Disagree	Does Not Apply
		Agree	Disagree		
School leaders invite teachers to play a meaningful role in setting goals and making important decisions for this school. (9.3)	76	19	0	0	5
School leaders encourage collaboration among teachers. (9.4)	81	19	0	0	0

**This year, what percentage of your students had at least one parent attend your Parent-Teacher Conferences? (7.8)**

					Percent %				
0	0-25%	25	26-50%	0	51-75%	50	76-100%	25	Does Not Apply

**This year, what percentage of your students had at least one parent attend Individualized Education Plan (IEP) meetings? (9.8)**

					Percent %				
0	0-25%	0	26-50%	5	51-75%	71	76-100%	24	Does Not Apply



**Safety and Respect:** *Schools ensure that all members of the school community feel physically and emotionally secure, allowing everyone to focus on student learning.*

**How much do you agree or disagree with the following statements?**

	Strongly Agree	Percent %		Strongly Disagree
		Agree	Disagree	
Positive behavior supports are used effectively at my school (8.3)	57	33	10	0
I can get the help I need at my school to address student behavior issues. (8.4)	52	48	0	0
I am safe at my school. (9.7)	90	10	0	0
Crime and violence are a problem in my school. (9.5)	0	0	14	86

**How much do you agree or disagree with the following statements?**

	Strongly Agree	Percent %		Strongly Disagree
		Agree	Disagree	
Students in my school are often threatened or bullied. (7.9)	0	0	<b>62</b>	38
Adults at my school are often disrespectful to students. (9.2)	0	0	24	<b>76</b>
Most students treat teachers, counselors, paraprofessionals, therapists, and other adults with respect. (8.3)	<b>57</b>	38	0	5
Most parents treat teachers, counselors, paraprofessionals, therapists, and other adults with respect. (7.5)	38	<b>52</b>	5	5
Students' use of alcohol and illegal drugs in school is a problem at my school. (10)	0	0	0	<b>100</b>
There are conflicts at my school based on race, culture, religion, sexual orientation, gender, or disability. (9.2)	0	0	24	<b>76</b>
There is a person or a program in my school that helps students resolve conflicts. (9)	<b>76</b>	19	5	0
Gang activity is a problem in my school. (9.8)	0	0	5	<b>95</b>
My school is kept clean. (9.2)	<b>76</b>	24	0	0
The presence and actions of School Safety Agents help to promote a safe and respectful learning environment. (7.5)	<b>43</b>	<b>43</b>	10	5
I trust the principal at his or her word. (8.7)	<b>67</b>	29	5	0

**How much do you agree or disagree with the following statements?**

	Strongly Agree	Percent %		Strongly Disagree	Does Not Apply
		Agree	Disagree		
Teachers in this school respect teachers who take the lead in school improvement efforts. (8.7)	<b>62</b>	38	0	0	0
Teachers in this school trust each other. (8.3)	<b>52</b>	38	5	0	5
Teachers in this school recognize and respect colleagues who are the most effective teachers. (8.5)	<b>52</b>	43	0	0	5

**T** **Not Scored:** *These questions appeared on the survey but answers were not scored and did not affect the survey or progress report scores.*

**For how many years have you been a teacher?**

										Percent %	
0	Less than one year	5	1-3 years	<b>71</b>	4-10 years	19	11-15 years	5	More than 15 years	0	Does Not Apply