

Dear Members of the School Community,

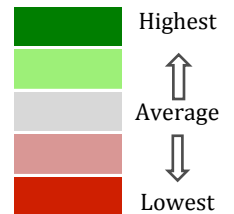
This report tells you what parents, teachers and students said about learning conditions at your school in our annual survey. This information is designed to support a dialogue among all members of the school community on how to make the school a better place for learning.

Taking the time to reflect on how well we serve children is an important step in improving our schools. Special thanks to all parents, teachers, and students who filled out a survey this year, and to those who work year-round to improve student learning.

Joel I. Klein
Chancellor

What do the colors mean?

Green indicates high levels of parent, teacher, or student satisfaction compared to other schools. **Red** indicates low levels of satisfaction. In reviewing your school's results, you might look at how well the school performed in each survey category, how well the school did overall, where it has the greatest strength (**green**), and where it needs the most improvement (**red**).



How did your school perform on the survey compared to all special education schools?

	Score out of 10	Your School's Comparison	Change from Last Year
Academic Expectations	7.4		↑
Communication	7.1		↑
Engagement	7.2		↑
Safety & Respect	7.7		→

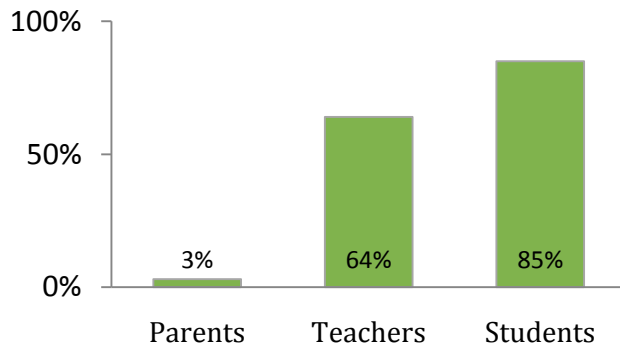
What are your school's strengths and areas for improvement?

	Parents	Teachers	Students
Academic Expectations			
Communication			
Engagement			
Safety & Respect			

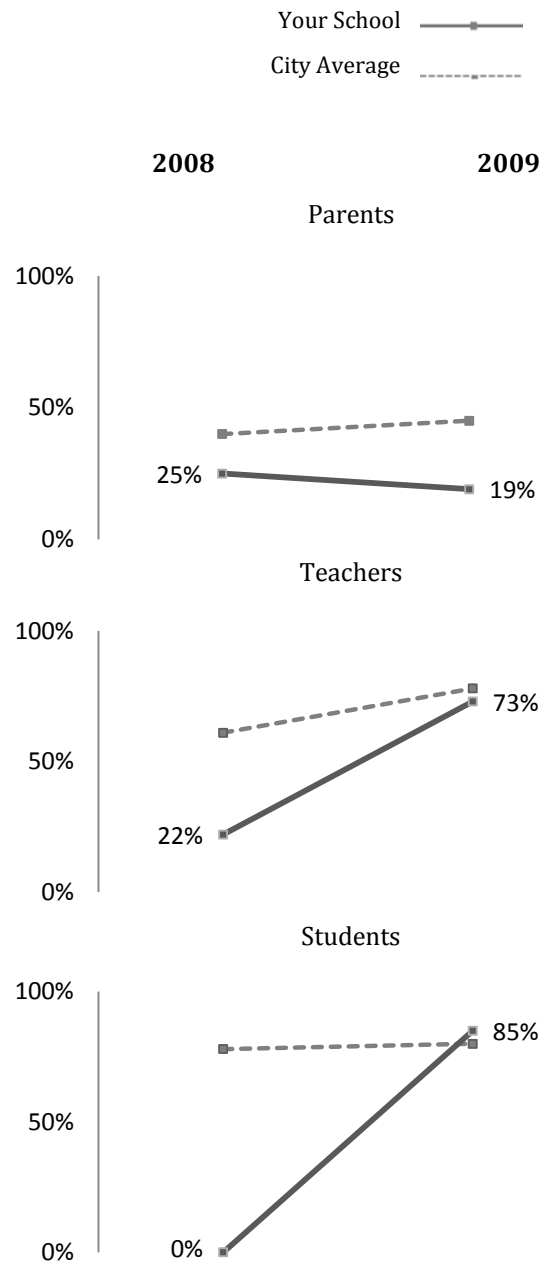
How do survey response rates at your school compare to the City average (2009)?

	Your School	City Average	% Points Difference
Parents	19%	45%	-26
Teachers	73%	73%	0
Students	85%	80%	5

Go Green: Who took the survey online?

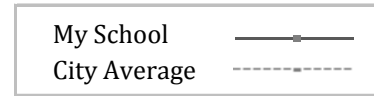


How have response rates at your school changed over time?



For more information about response rates and other survey results, go to www.nyc.gov/schools/surveys.

How has your school community answered important survey questions?



P Percent of parents at your school who were satisfied or very satisfied with:

2008 _____ 2009

90% The education and services my child has received this year. 89% _____ 90%

95% My opportunities to be involved in my child's education. 91% _____ 95%

92% How well the school communicates with me. 93% _____ 92%

T Percent of teachers at your school who agreed or strongly agreed that:

95% School leaders let staff know what is expected of them. 83% _____ 95%

67% School leaders invite teachers to play a meaningful role in setting goals and making important decisions for this school. 70% _____ 67%

87% I am safe at my school. 87% _____ 87%

S Percent of students at your school who agreed or strongly agreed that:

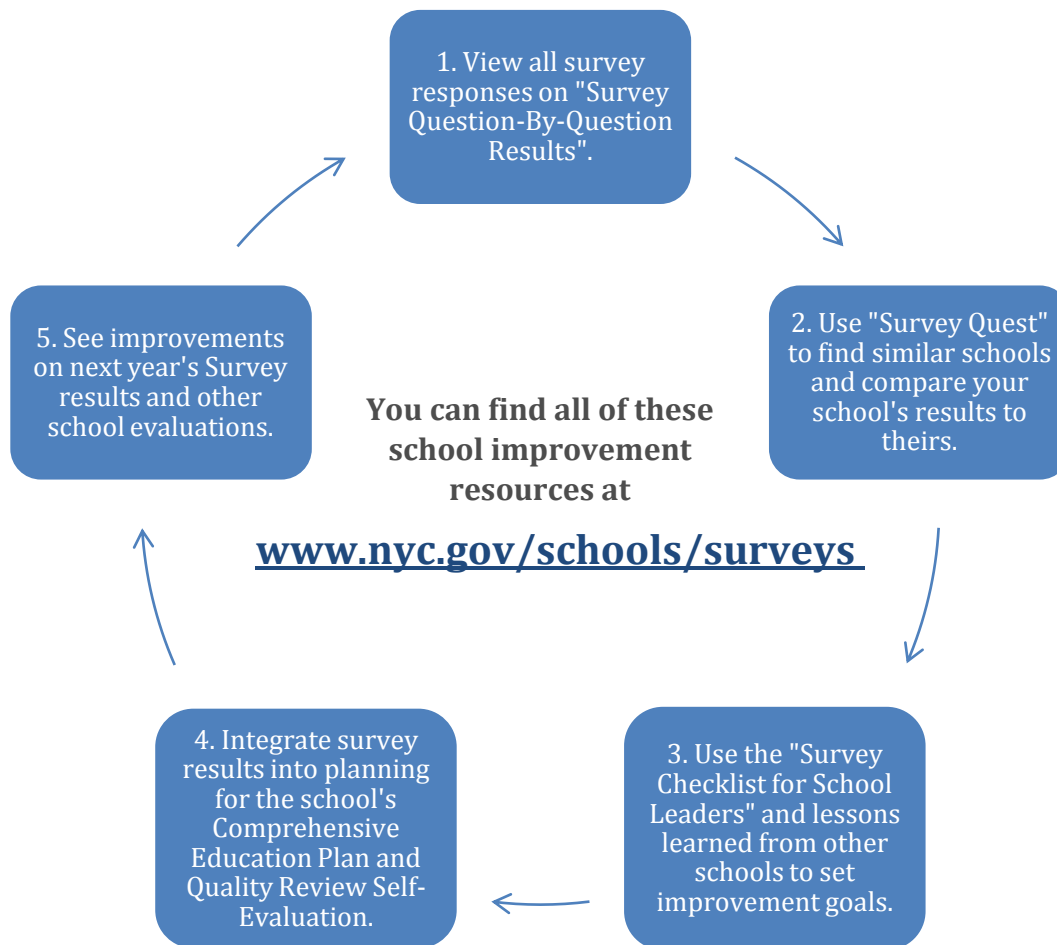
89% Most of the teachers, paraprofessionals, counselors, therapists, and other staff I see at school every day know my name or who I am. 0% _____ 89%

91% My teachers make me excited about learning. 0% _____ 91%

94% I am safe in the hallways, bathrooms, and locker rooms at my school. 0% _____ 94%

How can you use survey results to improve your school?

You and your school community can use resources created by the Department of Education and the steps listed below to apply survey results to improve the school.



- Survey Question-By-Question Results** provide details about how parents, teachers, and students at your school answered all of the survey questions, where your school earned the highest marks, and where your school most needs to improve.
- Survey Quest** allows you to compare your school to similar schools that may have performed higher on particular survey questions or groups of questions. Your school can reach out to school leaders at high-performing schools to learn what they have done to get strong results.
- The Survey Checklist for School Leaders** helps schools set goals to improve response rates and increase parent, teacher, and student satisfaction. Setting goals with input from parents, teachers, and students is essential to improving learning conditions at schools.
- The **Comprehensive School Education Plan (CEP)** and **Quality Review** are two opportunities for all members of the community to come together and examine school-wide improvement goals. In these and other planning activities, survey results provide useful information about conditions at schools that support learning and those that need to improve.

This report provides all questions and a summary of the responses that parents, teachers and students at your school provided on the 2009 NYC School Survey. This report can be used as a partner with the NYC School Survey Report.

Parent responses are listed first followed by student and teacher responses. Questions are assigned to and sorted by four categories: Academic Expectations, Communication, Engagement and Safety and Respect.

All numbers below are percentages. The most common answer is bolded to provide an at-a-glance sense of whether your school feels positively or not.

Question scores are between 0 and 10, and the highest possible score is 10. The score can be found in parentheses after each question.

Who took the Survey at your school?

	<i>Your School</i>	<i>City Average</i>
P Parents	19% (116)	45%
S Students	85% (95)	80%
T Teachers	73% (84)	73%

Please visit www.nyc.gov/schools/surveys to learn more about the surveys.

P **Academic Expectations:** *Parents feel the school encourages students to do their best by developing rigorous and meaningful academic goals.*

How satisfied are you with the following things about your child's school?

The overall quality of your child's teacher(s), paraprofessionals, therapist(s), counselors, and other school staff. (8.3)

	Very Satisfied	Percent %		Very Unsatisfied
		Satisfied	Unsatisfied	
	53	45	2	1

The level of assistance your child receives when he or she needs extra help. (7.9)

	48	41	11	0
--	-----------	----	----	---

The educational planning and IEP development process. (8)

	48	46	4	2
--	-----------	----	---	---

The education and services your child has received this year. (7.9)

	49	41	7	3
--	-----------	----	---	---

How much do you agree or disagree with the following statements about your child's school?

The school lets me know about my child's progress through Individualized Education Program (IEP) meetings, progress reports and report cards, behavior sheets, phone calls, communication notebooks, or in other ways. (8.6)

	Strongly Agree	Percent %		Strongly Disagree	Does Not Apply
		Agree	Disagree		
	60	38	3	0	0

How much do you agree or disagree with the following statements?

My child's school has high and appropriate expectations for my child. (8)

	Strongly Agree	Percent %		Strongly Disagree	Don't Know
		Agree	Disagree		
	45	41	7	2	5

My child's school works to achieve the goals on my child's IEP. (8.3)

	47	46	4	3	1
--	-----------	----	---	---	---

My child is learning what he or she needs to know to succeed in later grades, after graduating from high school, or after age 21. (7.3)

	35	43	12	5	5
--	----	-----------	----	---	---

My child's school provides instruction that enables my child to reach his or her potential. (7.5)

	38	41	11	3	8
--	----	-----------	----	---	---

Your School's Question-By-Question Survey Results

School DBN:
75X811

How much do you agree or disagree with the following statements?

	Strongly Agree	Percent %		Strongly Disagree	Don't Know
		Agree	Disagree		
The pace of my child's instruction meets my child's needs. (7.2)	35	42	15	4	5
My child's school provides appropriate opportunities for inclusion in general education activities, where mandated by my child's IEP. (7.8)	35	50	4	3	8

P Communication: Parents feel the school provides them with information about the school's educational goals and offers appropriate feedback on each student's learning outcomes.

How satisfied are you with the following things about your child's school?

	Very Satisfied	Percent %		Very Unsatisfied
		Satisfied	Unsatisfied	
How well your child's school communicates with you. (7.9)	46	46	4	4

How much do you agree or disagree with the following statements?

	Strongly Agree	Percent %		Strongly Disagree	Don't Know
		Agree	Disagree		
My child's school communicates effectively to ensure a smooth transition between school year and summer session. (8.3)	48	45	3	1	4
<i>Answer this question only if your child's IEP mandates Related Services (physical, speech, occupational, vision, or hearing therapy):</i> If my child's school cannot provide the Related Services mandated on my child's IEP, the school informs me in a timely manner. (7.2)	33	47	5	7	9

My child's teachers, therapists, and other school staff give helpful feedback on homework, classwork, therapies and assessments. (8)	45	40	9	1	5
--	----	----	---	---	---

How much do you agree or disagree with the following statements about your child's school?

	Strongly Agree	Percent %		Strongly Disagree	Does Not Apply
		Agree	Disagree		
I am satisfied with the response I get when I contact my child's school with questions or concerns. (8)	47	46	6	0	0
My child's school makes it easy for parents to attend meetings by holding them at different times of day or at different locations, providing an interpreter, or in other ways. (7.6)	43	43	10	3	1

How often during this school year have you:

	More than once a month	Percent %		Once or twice this school year	Never
		About once a month	Once every few months		
received information about what your child is learning in school? (7.2)	38	25	24	12	1
received information about services for your child or for you, such as classes or related services workshops you can take to help your child? (7.5)	39	38	13	5	6
talked with a teacher, paraprofessional, counselor, related services provider or other adult at your child's school to share with them important information about your child? (8.3)	42	27	21	9	2

Your School's Question-By-Question Survey Results

School DBN:
75X811

P Engagement: *Parents feel engaged in an active and vibrant partnership to promote student learning.*

How satisfied are you with the following things about your child's school?

Your opportunities to be involved in your child's education. (8)

Very Satisfied	Percent % Satisfied	Percent % Unsatisfied	Very Unsatisfied
45	50	4	1

How much do you agree or disagree with the following statements about your child's school?

I feel welcome in my child's school. (8.5)

Strongly Agree	Percent % Agree	Percent % Disagree	Strongly Disagree	Does Not Apply
56	42	2	0	0

My child's school provides for my child's dietary and feeding needs. (7.1)

31	50	12	3	4
----	----	----	---	---

How often during this school year have you:

talked to a teacher, paraprofessional, counselor, related services provider or other adult at your child's school about how to help your child learn? (NA)

More than once a month	Percent % About once a month	Percent % Once every few months	Once or twice this school year	Never
36	25	21	13	5

been invited to a workshop, program, performance, or other event at your child's school? (8.1)

39	28	21	6	6
----	----	----	---	---

How much do you agree or disagree with the following statements?

My child's school offers opportunities for parents to speak with school personnel to explore the positive behavior supports and behavior management skills appropriate for each child. (8.2)

Strongly Agree	Percent % Agree	Percent % Disagree	Strongly Disagree	Don't Know
46	44	6	0	4

My child's school offers opportunities for transition planning and connection to adult services agencies. (7.8)

41	46	6	0	7
----	----	---	---	---

Answer this question only if your child's IEP mandates use of assistive and adaptive technologies or communication devices: My child's school offers parent training on personal use of assistive and adaptive technologies or communication devices. (6.3)

15	43	14	5	23
----	----	----	---	----

My child's school works with me to help my child transition smoothly to the next level. (7.5)

37	45	8	5	5
----	----	---	---	---

My child's school offers a wide enough variety of activities and services (including related services and assistive and adaptive technologies where appropriate) to help improve life outcomes for my child. (7.3)

27	49	10	1	12
----	----	----	---	----

My child's teachers, therapists, counselors, Related Service providers (if applicable) and I work as a team. (7.7)

34	50	9	0	7
----	----	---	---	---

My child participates in the following courses or activities. (Please mark all that apply.) (7.9)

Percent %

50	Art	46	Music	28	Dance	9	Theater	5	Foreign Language
47	Activities of Daily Living	22	Shop/Industrial Arts	14	Vocational Training	16	Work/Study	54	Health, Physical Education
31	Computer Skills/Technology	12	Inclusion Activities (opportunities for my child to participate in activities with general education students)			4	None of these activities	11	Don't Know

Your School's Question-By-Question Survey Results

School DBN:
75X811

P **Safety and Respect:** *Parents feel the school creates a physically and emotionally secure environment in which everyone can focus on student learning.*

How much do you agree or disagree with the following statements about your child's school?

If my child has a medical problem, appropriate action is taken. (8)

Strongly Agree	Agree	Percent % Disagree	Strongly Disagree	Does Not Apply
46	46	5	1	2

How much do you agree or disagree with the following statements about your child's school?

My child is safe at school. (8.1)

Strongly Agree	Agree	Percent % Disagree	Strongly Disagree	Don't Know
48	38	4	4	6

My child's school is clean. (8.9)

57	41	1	0	1
----	----	---	---	---

Positive behavior supports are used appropriately at my child's school. (8)

38	50	5	1	5
----	----	---	---	---

The presence and actions of School Safety Agents (security officers) help to promote a safe and respectful learning environment. (8.1)

41	46	2	2	10
----	----	---	---	----

School staff treat my child with respect. (8.4)

47	42	1	0	10
----	----	---	---	----

School nurses effectively care for my child's health needs, as required by my child's IEP. (8.4)

46	47	1	0	6
----	----	---	---	---

How often do you think the following occur at your child's school?

Student-to-student incidents occur. (7.2)

Never	Once in a While	Fairly Often	Percent % Very Often	Don't Know
19	31	3	4	44

There is racial or cultural bias by school staff. (9.4)

53	6	1	1	39
----	---	---	---	----

There is conflict at my child's school based on race, culture, religion, sexual orientation, gender, or disability. (9.1)

53	7	1	3	36
----	---	---	---	----

Students use alcohol or illegal drugs during school. (9.7)

53	4	0	0	42
----	---	---	---	----

There is gang activity in my child's school. (9.6)

59	3	1	1	36
----	---	---	---	----

P **Not Scored:** *These questions appeared on the Survey but answers were not scored and did not affect the Survey or Progress Report scores.*

What are the BEST ways for your child's school to get information to you about your child's education?
(Mark as few or as many as apply.)

Percent %

56	Mail	17	E-mail	58	IEP Meetings
82	Paper sent home with your child	2	School Website	14	School Bulletin Board
76	Phone	25	Communication Notebook	9	Citywide Council on Special Education
69	Parent Teacher Conferences	2	Other parents	3	Community Organizations
28	Parent Association, Parent Teacher Association, or similar meetings	22	School staff (Parent Coordinator, Paraprofessionals, Guidance Counselor)		

Your School's Question-By-Question Survey Results

School DBN:
75X811

Which of the following improvements would you most like your school to make? (Choose **ONE**.)

Percent %

1	More effective school leadership	18	More hands-on learning	10	More or better enrichment programs	0	More or better arts programs	1	More challenging courses
6	Better communication with parents	3	More teacher training	25	More Life Skills preparation	0	More preparation for state tests	0	Less preparation for state tests
4	Improved related services	3	More or better job training	6	More parent learning opportunities	9	More or better programs to manage behavior	12	More or better reading instruction programs



Academic Expectations: Students feel the school encourages them to do their best by developing rigorous and meaningful academic goals.

How much do you agree or disagree with the following statements about being successful at your school?

The teachers, paraprofessionals, counselors, and therapists at my school help me understand what I need to do to succeed in school. (7.9)

Strongly Agree	Percent %			Strongly Disagree
	Agree	Disagree		
47	44	6		2

My teachers, paraprofessionals, counselors, and therapists help me to succeed. (7.7)

46	43	7		4
-----------	----	---	--	---

I need to work hard to get good grades at my school. (8.2)

56	38	4		2
-----------	----	---	--	---

Students who do well in my school are respected by other students. (7)

29	55	12		3
----	-----------	----	--	---

Someone in my school helps me develop appropriate goals for learning. (7.9)

47	43	9		1
-----------	----	---	--	---

Someone at my school helps me understand what I need to do to be promoted to the next grade or graduate. (7.7)

44	45	9		2
----	-----------	---	--	---

This question is for high school students only. Middle school students should skip this question: My high school prepares me to get a good job after high school or to get into college. (8)

48	45	5		2
-----------	----	---	--	---

Approximately how many times this school year, have your teachers asked you to:

Complete a project using books, newspapers, technology or other materials? (6.7)

Never	Percent %			5 or more times
	1 or 2 times	3 or 4 times		
14	38	26		23

Defend your own opinion or ideas? (7.5)

9	33	31		27
---	-----------	----	--	----

How much do you agree or disagree with the following statements about your teachers?

My teachers give me extra help when I need it. (8.3)

Strongly Agree	Percent %			Strongly Disagree	Don't Know
	Agree	Disagree			
47	45	5		2	0

In how many of your classes during the past two weeks have you:

worked by yourself (independently) during class? (NA)

None of My Classes	Percent %				All of My Classes
	One of My Classes	A Few of My Classes	Most of My Classes		
9	22	19	16		34

S **Communication:** *Students feel that their schools provide information about the school's educational goals and offer appropriate feedback on each student's learning outcomes.*

How much do you agree or disagree with the following statements about your school?

	Strongly Agree	Percent % Agree	Disagree	Strongly Disagree
Most of the teachers, paraprofessionals, counselors, therapists, and other staff I see at school every day know my name or who I am. (7.6)	44	45	5	5

On a scale of 1 to 4, how AVAILABLE are teachers, paraprofessionals, counselors, therapists and other adults at your school to talk about:

	Unavailable	Percent %	Available
a problem you are having in a class? (7.1)	14	13	54
something that is bothering you? (7)	16	12	54

In how many of your classes during the past two weeks have you:

	None of My Classes	One of My Classes	Percent % A Few of My Classes	Most of My Classes	All of My Classes
worked in groups of 2 to 6 students? (6.9)	10	20	24	20	26
had whole-class discussions? (7.7)	7	14	20	18	42
participated in hands-on activities, such as science experiments, cooking, building, or mechanics? (5.6)	29	16	12	16	26

S **Engagement:** *Students feel engaged in an active and vibrant partnership to promote learning.*

How much do you agree or disagree with the following statements about your school?

	Strongly Agree	Percent % Agree	Disagree	Strongly Disagree
I feel welcome in my school. (7.8)	47	42	9	2
The adults at my school care about me. (7.9)	46	45	8	1
My school offers a wide enough variety of classes, programs, and activities to keep me interested in school. (7)	40	34	20	5

On a scale of 1 to 4, how COMFORTABLE are you talking to teaches, paraprofessionals, counselors, therapists, and other adults at your school about:

	Uncomfortable	Percent %	Comfortable
a problem you are having in a class? (6.5)	21	12	48
something that is bothering you? (6.1)	20	18	41

How much do you agree or disagree with the following statements about your teachers?

	Strongly Agree	Percent % Agree	Disagree	Strongly Disagree	Don't Know
My teachers enjoy the subjects they teach. (8.3)	47	43	3	1	5
My teachers make me excited about learning. (8.2)	43	48	3	2	3
My teachers connect what I am learning to life outside of the classroom. (7.9)	39	47	9	1	4

Your School's Question-By-Question Survey Results

School DBN:
75X811

During this school year, have you taken or had a chance to take a class in the following subjects? (9.5)

	Percent %		
	I took one or more classes in this subject	I was offered but did not take a class in this subject	I was NOT offered a class in this subject
Activities of Daily Living	68	6	26
Art	67	19	14
Computer Skills / Technology	61	9	30
Dance	25	8	68
Foreign Language	20	6	73
Health / Physical Education	90	2	8
Inclusion Activities	35	12	53
Music	49	12	39
Shop / Industrial Arts	31	14	55
Theater	14	5	80
Vocational Training	49	9	42
Work / Study	66	14	20

During this school year, which of the following activities did you participate in either before or after school or during free periods? (5.4)

	Percent %		
	I participated in this activity	I did not participate in this activity although it was offered	I was NOT offered this activity
Activities of Daily Living	27	2	70
Art	38	5	57
Computer Skills / Technology	27	4	69
Dance	20	20	60
Foreign Language	20	8	72
Health / Physical Education	49	15	36
Inclusion Activities	19	6	75
Music	27	4	69
Shop / Industrial Arts	20	6	74
Theater	14	5	80
Vocational Training	26	2	72
Work / Study	34	8	58

S Safety and Respect: *Students feel that their school ensures that all members of the school community feel physically and emotionally secure, allowing everyone to focus on student learning.*

How much do you agree or disagree with the following statements about students in your school?	Percent %			
	Strongly Agree	Agree	Disagree	Strongly Disagree
Most students in my school help and care about each other. (7.1)	35	47	13	5
Most students in my school just look out for themselves. (4)	23	38	34	4
Most students in my school respect each other. (6.8)	30	50	14	6

How often are the following things true about you or about your school?	Percent %			
	Never	Some of the Time	Most of the Time	All of the Time
I stay home because I don't feel safe at school. (8.3)	72	15	3	10
Students threaten or bully other students at school. (6.2)	35	34	13	18
Students get into physical fights at my school. (6.2)	29	45	9	17
Adults at my school yell at students. (7.4)	51	33	4	12
There is conflict in my school based on: race, culture, religion, sexual orientation, gender, or disabilities. (7.5)	57	24	6	13
Students use alcohol or illegal drugs while at school. (8.6)	81	8	1	11
There is gang activity in my school. (7.7)	68	12	4	16

How much do you agree or disagree with the following statements about your school?	Percent %			
	Strongly Agree	Agree	Disagree	Strongly Disagree
There is a person or program in my school that helps students resolve conflicts. (7.6)	42	46	8	3
Discipline in my school is fair. (6.3)	28	42	23	8
I am safe in my classes. (8.2)	52	45	1	2
I am safe in the hallways, bathrooms, and locker rooms at my school. (8)	47	47	3	2
I am safe on school property outside my school building. (8.1)	51	42	6	1
My school is kept clean (7)	30	53	15	2
The presence and actions of School Safety Agents help to promote a safe and respectful learning environment. (7.8)	45	45	7	2

How much do you agree or disagree with the following statements about your teachers?	Percent %				
	Strongly Agree	Agree	Disagree	Strongly Disagree	Don't Know
Teachers, paraprofessionals, counselors, therapists, and other adults in my school treat students with respect. (8.2)	45	45	4	1	4
Most students in my school respect teachers, paraprofessionals, counselors, therapists, and other adults at my school. (7.2)	35	41	13	5	5
Adults in my school treat each other with respect. (8.5)	58	33	5	1	2

Your School's Question-By-Question Survey Results

School DBN:
75X811

S **Not Scored:** *These questions appeared on the survey but answers were not scored and did not affect the survey or progress report scores.*

How old are you?											Percent %
0	11 yrs old	0	12 yrs old	0	13 yrs old	4	14 yrs old	13	15 yrs old	19	16 yrs old
26	17 yrs old	16	18 yrs old	14	19 yrs old	4	20 yrs old	4	21 yrs old		

T **Academic Expectations:** *Teachers feel that the school encourages students to do their best by developing rigorous and meaningful academic goals.*

How much do you agree or disagree with the following statements about your school?

	Strongly Agree	Percent %		Strongly Disagree
		Agree	Disagree	
Curriculum, instruction, related services, and assessment are aligned at this school. (6.7)	25	54	16	5
The principal places the learning needs of children ahead of other interests. (6.9)	35	47	10	8
My school has high and appropriate expectations for all students. (7)	28	55	16	1
Teachers in this school set high standards for student learning. (7)	26	59	15	1
My school has appropriate measures of progress for students throughout the year. (6.8)	24	60	12	4
This school makes it a priority to help students develop appropriate learning goals. (6.9)	27	57	11	5

How much do you agree or disagree with the following statements about your school?

	Strongly Agree	Percent %		Strongly Disagree
		Agree	Disagree	
This school makes it a priority to help students find the best ways to achieve their learning goals. (6.7)	27	52	18	4
For teachers of students age 14 or older (high school students) only: This school makes it a priority to help students select the best courses to achieve their post graduation transition to adult life. (7)	31	51	16	2

How much do you agree or disagree with the following statements?

	Strongly Agree	Percent %		Strongly Disagree	Does Not Apply
		Agree	Disagree		
The principal has confidence in the expertise of the teachers. (6.7)	26	54	11	7	2
Most teachers in my school work together to improve their instructional practice. (6.1)	18	46	29	2	4
School leaders place a high priority on the quality of teaching at this school. (7)	31	51	11	5	2

How much do you agree or disagree with the following statements?

	Strongly Agree	Percent %		Strongly Disagree	Does Not Apply
		Agree	Disagree		
Teachers in this school use student achievement data to improve instructional decisions. (7.2)	28	57	13	0	1
School leaders give me regular and helpful feedback about my teaching. (6.2)	23	44	23	6	3

Your School's Question-By-Question Survey Results

School DBN:
75X811

How much do you agree or disagree with the following statements?

	Strongly Agree	Percent %		Strongly Disagree	Does Not Apply
		Agree	Disagree		
This year, I received helpful training on the use of student achievement data to improve teaching and learning. (7)	25	60	13	1	1
The professional development I received this year provided me with content support in my subject area. (6.7)	26	47	18	4	4
The professional development I received this year provided me with teaching strategies to better meet the needs of my students. (6.8)	26	53	16	4	1
I have sufficient materials to teach my class(es), such as: books, audio/visual equipment, assistive or adaptive devices, maps, calculators and computers. (5.9)	19	45	26	8	1
My instructional materials are in good condition. (6.8)	25	60	5	8	3

T **Communication:** Teachers feel the school provides them with information about the school's educational goals and offers appropriate feedback on each student's learning outcomes.

How much do you agree or disagree with the following statements about your school?

	Strongly Agree	Percent %		Strongly Disagree
		Agree	Disagree	
Schools leaders communicate a clear vision for this school. (7.2)	28	63	7	2
School leaders let staff know what is expected of them. (7.5)	31	64	4	1
School leaders encourage open communication on important school issues. (6)	24	40	29	7
The principal is an effective manager who makes the school run smoothly. (6.6)	30	47	14	8

Based on your experiences during the current school year, how much do you agree or disagree with the following statements?

	Strongly Agree	Percent %		Strongly Disagree
		Agree	Disagree	
My school communicates effectively with parents regarding students' behavior. (7.2)	31	56	12	1

How much do you agree or disagree with the following statement?

	Strongly Agree	Percent %		Strongly Disagree	Does Not Apply
		Agree	Disagree		
School leaders visit classrooms to observe the quality of teaching at this school. (7.4)	34	54	9	2	1

How often during this school year have you:

	More than once a week	Percent %		About 3 or 4 Times each Year	Rarely or Never
		Once a Week	About Once a Month		
had a conversation or corresponded with a parent about his or her child's behavior? (NA)	24	21	23	21	11
communicated with students about their progress? (NA)	36	43	15	7	0
communicated with parents about their children's progress? (6.5)	9	20	40	26	5

Your School's Question-By-Question Survey Results

School DBN:
75X811

How often during this school year have you:

	Percent %				
	More than once a week	Once a Week	About Once a Month	About 3 or 4 Times each Year	Rarely or Never
attempted to have a conversation with a parent but failed because you were not able to contact the parent or the parent did not respond or attend? (6.2)	10	29	27	16	18
sent home information on services to help students or parents such as: after-school programs or workshops adults can attend to help their children in school? (7.2)	13	33	30	20	5

How often during this school year have you sent parents written information on what you are teaching and what students are expected to learn? (4.5)

				Percent %	
6	More than once per week	13	Once a week	26	About Once a Month
25	About 3 or 4 Times each year	8	Rarely or Never	22	Does Not Apply



Engagement: Teachers feel engaged in an active and vibrant partnership to promote learning.

How much do you agree or disagree with the following statement?

My school provides a wide enough variety of activities, courses and related services to keep students engaged at my school. (6.7)

		Percent %			
		Strongly Agree	Agree	Disagree	Strongly Disagree
		26	56	14	5

To what extent do you feel supported by:

your principal? (7)

		Percent %			
		To a great extent	To some extent	To a small extent	To no extent
		40	37	15	9
other teachers and staff at your school? (7.8)		46	44	9	1

Based on your experiences during the current school year, how much do you agree or disagree with the following statements?

Obtaining information from parents about student learning needs is a priority at my school. (7.3)

		Percent %			
		Strongly Agree	Agree	Disagree	Strongly Disagree
		31	57	10	1

Teachers and administrators in my school use information from parents to inform instructional practices and related services, and to meet student needs. (6.8)

		25	55	19	1
--	--	----	----	----	---

Which of the following courses or activities are available at your school – and when are they available during the day?

Activities of Daily Living

		Percent %		
		Offered as a regular school activity/course (9.5)	Offered before or after school or during free periods (4.5)	Not offered at all (Not Scored)
		76	8	15
Art		86	7	7

Your School's Question-By-Question Survey Results

School DBN:
75X811

Which of the following courses or activities are available to students at your school – and when are they available during the day?

	Percent %		
	Offered as a regular school activity/course (9.5)	Offered before or after school or during free periods (4.5)	Not offered at all (Not Scored)
Computer skills/Technology	58	13	24
Dance	21	61	23
Foreign Language	4	6	87
Health/Physical Education	83	14	6
Inclusion Activities	55	4	33
Music	83	12	7
Shop/Industrial Arts	75	5	17
Theater	7	19	70
Vocational Training	69	7	21
Work/Study	81	6	14

How much do you agree or disagree with the following statements?

	Strongly Agree	Percent %		Strongly Disagree	Does Not Apply
		Agree	Disagree		
School leaders invite teachers to play a meaningful role in setting goals and making important decisions for this school. (6.3)	27	40	26	6	1
School leaders encourage collaboration among teachers. (6.6)	22	57	13	5	2

This year, what percentage of your students had at least one parent attend your Parent-Teacher Conferences? (3.1)

										Percent %
34	0-25%	30	26-50%	12	51-75%	8	76-100%	17	Does Not Apply	

This year, what percentage of your students had at least one parent attend Individualized Education Plan (IEP) meetings? (6.9)

										Percent %
4	0-25%	23	26-50%	24	51-75%	36	76-100%	13	Does Not Apply	



Safety and Respect: Schools ensure that all members of the school community feel physically and emotionally secure, allowing everyone to focus on student learning.

How much do you agree or disagree with the following statements?

	Strongly Agree	Percent %		Strongly Disagree
		Agree	Disagree	
Positive behavior supports are used effectively at my school (7.6)	40	54	3	4
I can get the help I need at my school to address student behavior issues. (7.2)	33	55	6	5
I am safe at my school. (7.3)	36	51	9	4
Crime and violence are a problem in my school. (7.2)	3	16	44	38

Your School's Question-By-Question Survey Results

School DBN:
75X811

How much do you agree or disagree with the following statements?

	Strongly Agree	Agree	Percent % Disagree	Strongly Disagree
Students in my school are often threatened or bullied. (6.8)	0	19	59	22
Adults at my school are often disrespectful to students. (7.2)	1	13	55	31
Most students treat teachers, counselors, paraprofessionals, therapists, and other adults with respect. (7)	26	60	13	1
Most parents treat teachers, counselors, paraprofessionals, therapists, and other adults with respect. (7.2)	24	70	7	0
Students' use of alcohol and illegal drugs in school is a problem at my school. (8)	3	4	45	48
There are conflicts at my school based on race, culture, religion, sexual orientation, gender, or disability. (7.6)	1	6	56	36
There is a person or a program in my school that helps students resolve conflicts. (7.7)	38	58	1	3
Gang activity is a problem in my school. (7.6)	3	8	49	41
My school is kept clean. (7.5)	35	57	5	3
The presence and actions of School Safety Agents help to promote a safe and respectful learning environment. (7)	25	62	10	3
I trust the principal at his or her word. (6.6)	33	41	17	9

How much do you agree or disagree with the following statements?

	Strongly Agree	Agree	Percent % Disagree	Strongly Disagree	Does Not Apply
Teachers in this school respect teachers who take the lead in school improvement efforts. (6.5)	23	49	22	4	2
Teachers in this school trust each other. (5.8)	13	52	22	8	5

How much do you agree or disagree with the following statements?

	Strongly Agree	Agree	Percent % Disagree	Strongly Disagree	Does Not Apply
Teachers in this school recognize and respect colleagues who are the most effective teachers. (6.4)	19	54	20	4	2

T **Not Scored:** These questions appeared on the survey but answers were not scored and did not affect the survey or progress report scores.

For how many years have you been a teacher?

	Percent %
6 Less than one year	17
1-3 years	29
4-10 years	9
11-15 years	38
More than 15 years	1
Does Not Apply	