

**NYC School Survey
District 75 2009-2010 Report**

Principal CARON MARTIN
School Type District 75 High School
School 75X811

Dear Members of the School Community,

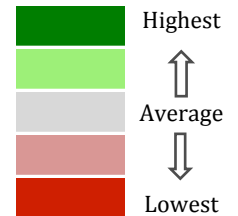
This report tells you what parents, teachers and students said about learning conditions at your school in our annual survey. This information is designed to support a dialogue among all members of the school community on how to make the school a better place for learning.

Taking the time to reflect on how well we serve children is an important step in improving our schools. Special thanks to all parents, teachers, and students who filled out a survey this year, and to those who work year-round to improve student learning.

Joel I. Klein
Chancellor

What do the colors mean?

Green indicates high levels of parent, teacher, or student satisfaction compared to other schools. **Red** indicates low levels of satisfaction. In reviewing your school's results, you might look at how well the school performed in each survey category, how well the school did overall, where it has the greatest strength (**green**), and where it needs the most improvement (**red**).



How did your school perform on the survey compared to all special education schools?

	Score out of 10	Your School's Comparison	Change from Last Year
Academic Expectations	7.5		↗
Communication	7		↘
Engagement	7.4		↑
Safety & Respect	7.8		↗

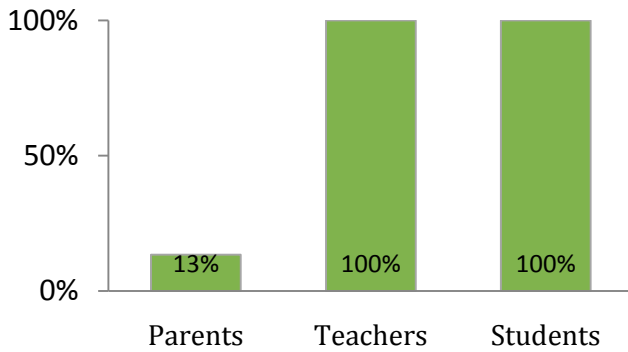
What are your school's strengths and areas for improvement?

	Parents	Teachers	Students
Academic Expectations			
Communication			
Engagement			
Safety & Respect			

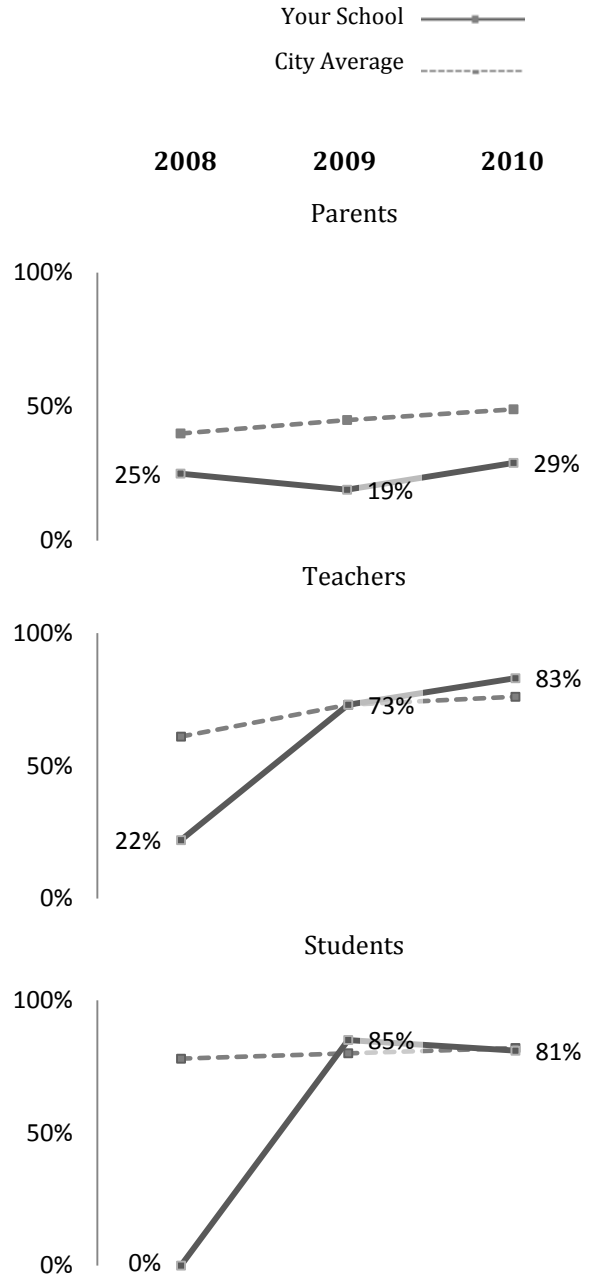
How do survey response rates at your school compare to the City average (2010)?

	Your School	City Average	% Points Difference
Parents	29%	49%	-20
Teachers	83%	76%	7
Students	81%	82%	-1

Who took the survey online?



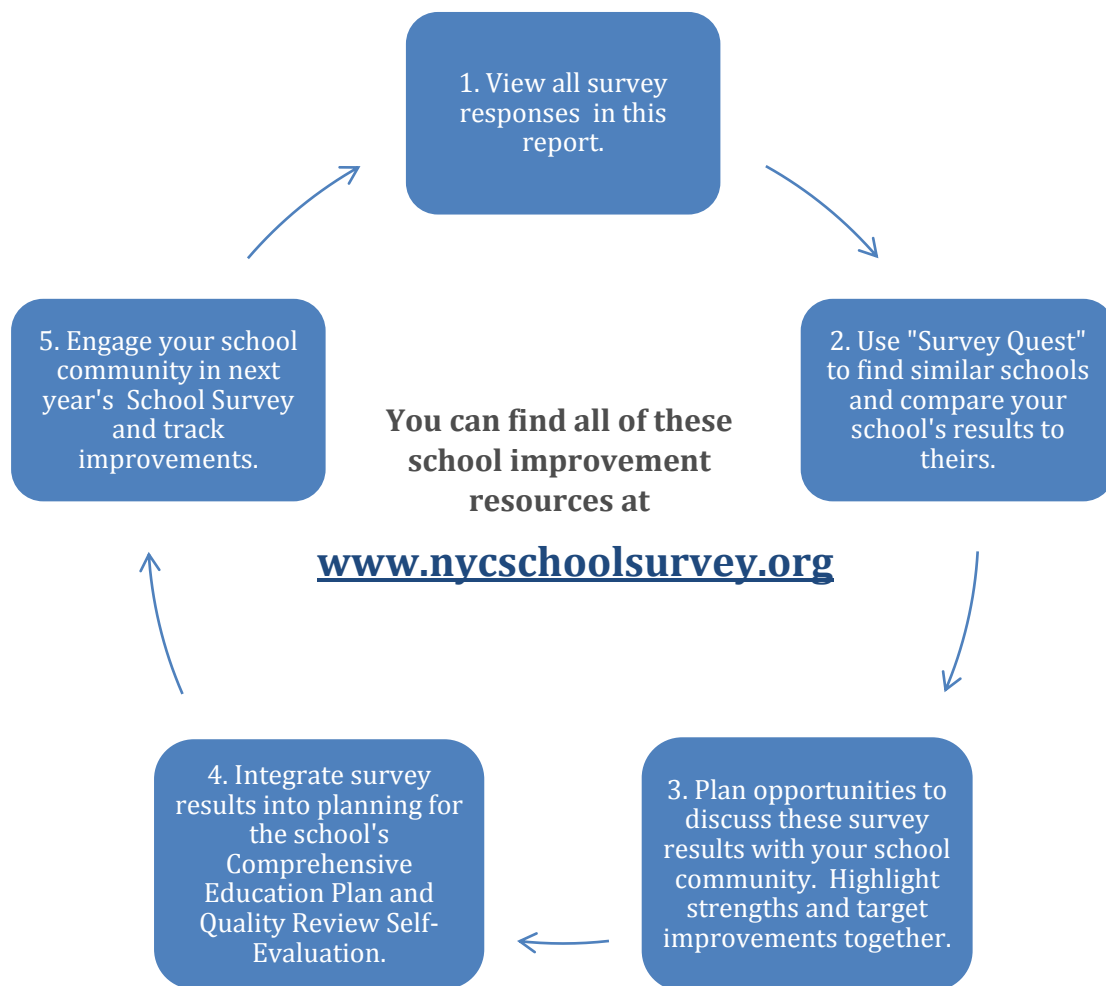
How have response rates at your school changed over time?



For more information about response rates and other survey results, go to www.nycschoolssurvey.org

How can you use survey results to improve your school?

You and your school community can use resources created by the Department of Education and the steps listed below to apply survey results to improve the school.



- Survey Question-By-Question Results** provide details about how parents, teachers, and students at your school answered all of the survey questions, where your school earned the highest marks, and where your school most needs to improve.
- Survey Quest** allows you to compare your school to similar schools that may have performed higher on particular survey questions or groups of questions. Your school can reach out to school leaders at high-performing schools to learn what they have done to get strong results.
- The Survey Worksheet for School Leaders** helps schools set goals to improve response rates and increase parent, teacher, and student satisfaction. Communicating survey results to the school community, demonstrating changes made as a result of survey feedback, and setting goals with input from parents, teachers, and students is essential to improving learning conditions at schools.
- The **Comprehensive School Education Plan (CEP)** and **Quality Review** are two opportunities for all members of the community to come together and examine school-wide improvement goals. In these and other planning activities, survey results provide useful information about conditions at schools that support learning and can help identify areas for improvement.

This report provides all survey questions and a summary of the responses that parents, teachers, and students at your school provided on the 2010 NYC School Survey.

Parent survey responses are listed first, followed by student and teacher responses. Questions are sorted by four categories: Academic Expectations, Communication, Engagement, and Safety and Respect.

Responses to each question are reported as percentages. The most common response to each question is displayed in bold print.

Scores for each question are reported as a number in parentheses between 0 and 10; the highest possible score for each question is 10.

Who took the survey at your school?

	<i>Your School</i>	<i>City Average</i>
P Parents	29% (179)	49%
S Students	81% (90)	82%
T Teachers	83% (98)	76%

Please visit www.nycschoolssurvey.org to learn more about the School Survey.

P **Academic Expectations:** *Parents feel that the school develops rigorous and meaningful academic goals that encourage students to do their best.*

How satisfied are you with the following things about your child's school?

	Very Satisfied	Percent %		Very Unsatisfied
		Satisfied	Unsatisfied	
The overall quality of your child's teacher(s), paraprofessionals, therapist(s), counselors, and other school staff. (8)	45	52	2	1
The level of assistance your child receives when he or she needs extra help. (7.7)	41	49	9	1
The educational planning and IEP development process. (7.7)	41	50	7	2
The education and services your child has received this year. (7.8)	43	49	7	1

How much do you agree or disagree with the following statements about your child's school?

	Strongly Agree	Percent %		Strongly Disagree	Does Not Apply
		Agree	Disagree		
The school lets me know about my child's progress through Individualized Education Program (IEP) meetings, progress reports and report cards, behavior sheets, phone calls, communication notebooks, or in other ways. (8.5)	58	40	1	1	1

How much do you agree or disagree with the following statements?

	Strongly Agree	Percent %		Strongly Disagree	Don't Know
		Agree	Disagree		
My child's school has high and appropriate expectations for my child. (7.7)	32	55	7	1	5
My child's school works to achieve the goals on my child's IEP. (8.1)	38	55	3	1	3
My child is learning what he or she needs to know to succeed in later grades, after graduating from high school, or after age 21. (7.4)	35	46	12	3	3
My child's school provides instruction that enables my child to reach his or her potential. (7.6)	34	48	9	2	7

Your School's Question-By-Question Survey Results

School DBN:
75X811

How much do you agree or disagree with the following statements?

The pace of my child's instruction meets my child's needs. (7.2)

	Strongly Agree	Percent %		Strongly Disagree	Don't Know
		Agree	Disagree		
The pace of my child's instruction meets my child's needs. (7.2)	29	50	13	3	5

My child's school provides appropriate opportunities for inclusion in general education activities, where mandated by my child's IEP. (7.5)

My child's school provides appropriate opportunities for inclusion in general education activities, where mandated by my child's IEP. (7.5)	30	49	7	2	12
---	----	----	---	---	----

P Communication: Parents feel that the school provides them with information about the school's educational goals and offers appropriate feedback on each student's learning outcomes.

How satisfied are you with the following about your child's school?

How well your child's school communicates with you. (7.7)

	Very Satisfied	Percent %		Very Unsatisfied
		Satisfied	Unsatisfied	
How well your child's school communicates with you. (7.7)	42	48	7	2

How much do you agree or disagree with the following statements?

My child's school communicates effectively to ensure a smooth transition between school year and summer session. (7.9)

	Strongly Agree	Percent %		Strongly Disagree	Don't Know
		Agree	Disagree		
My child's school communicates effectively to ensure a smooth transition between school year and summer session. (7.9)	39	50	3	2	6

Answer this question only if your child's IEP mandates Related Services (physical, speech, occupational, vision, or hearing therapy): If my child's school cannot provide the Related Services mandated on my child's IEP, the school informs me in a timely manner. (7.3)

If my child's school cannot provide the Related Services mandated on my child's IEP, the school informs me in a timely manner. (7.3)	33	49	6	5	8
--	----	----	---	---	---

My child's teachers, therapists, and other school staff give helpful feedback on homework, classwork, therapies and assessments. (7.8)

My child's teachers, therapists, and other school staff give helpful feedback on homework, classwork, therapies and assessments. (7.8)	38	49	8	2	3
--	----	----	---	---	---

How much do you agree or disagree with the following statements about your child's school?

I am satisfied with the response I get when I contact my child's school with questions or concerns. (7.9)

	Strongly Agree	Percent %		Strongly Disagree	Does Not Apply
		Agree	Disagree		
I am satisfied with the response I get when I contact my child's school with questions or concerns. (7.9)	46	47	6	1	1

My child's school makes it easy for parents to attend meetings by holding them at different times of day or at different locations, providing an interpreter, or in other ways. (7.6)

My child's school makes it easy for parents to attend meetings by holding them at different times of day or at different locations, providing an interpreter, or in other ways. (7.6)	41	48	7	3	1
---	----	----	---	---	---

My child's school communicates with me in a language that I can understand. (8.4)

My child's school communicates with me in a language that I can understand. (8.4)	54	45	1	0	0
---	----	----	---	---	---

How often during this school year have you:

received information about what your child is learning in school? (7.4)

	More than once a month	Percent %			Never
		About once a month	Once every few months	Once or twice this school year	
received information about what your child is learning in school? (7.4)	40	23	28	8	1

received information about services for your child or for you, such as classes or related services workshops you can take to help your child? (6.9)

received information about services for your child or for you, such as classes or related services workshops you can take to help your child? (6.9)	34	34	14	10	8
---	----	----	----	----	---

talked with a teacher, paraprofessional, counselor, related services provider or other adult at your child's school to share with them important information about your child's learning and academic progress? (7.9)

talked with a teacher, paraprofessional, counselor, related services provider or other adult at your child's school to share with them important information about your child's learning and academic progress? (7.9)	31	31	22	14	3
---	----	----	----	----	---

Your School's Question-By-Question Survey Results

School DBN:
75X811

P Engagement: *Parents feel engaged in an active and vibrant partnership to promote student learning.*

How satisfied are you with the following things about your child's school?

	Very Satisfied	Percent % Satisfied	Percent % Unsatisfied	Very Unsatisfied
Your opportunities to be involved in your child's education. (7.9)	43	51	5	1

How much do you agree or disagree with the following statements about your child's school?

	Strongly Agree	Percent % Agree	Percent % Disagree	Strongly Disagree	Does Not Apply
I feel welcome in my child's school. (8.3)	55	40	2	2	1
My child's school provides for my child's dietary and feeding needs. (7.6)	35	50	5	2	7

How often during this school year have you:

	More than once a month	Percent % About once a month	Percent % Once every few months	Once or twice this school year	Never
talked to a teacher, paraprofessional, counselor, related services provider or other adult at your child's school about how to help your child learn? (Not Scored)	25	27	27	14	7
been invited to a workshop, program, performance, or other event at your child's school? (7.7)	32	29	22	11	6

How much do you agree or disagree with the following statements?

	Strongly Agree	Percent % Agree	Percent % Disagree	Strongly Disagree	Don't Know
My child's school offers opportunities for parents to speak with school personnel to explore the positive behavior supports and behavior management skills appropriate for each child. (8)	36	55	5	2	2
My child's school offers opportunities for transition planning and connection to adult services agencies. (7.5)	35	51	4	2	9
<i>Answer this question only if your child's IEP mandates use of assistive and adaptive technologies or communication devices:</i> My child's school offers parent training on personal use of assistive and adaptive technologies or communication devices. (6.9)	18	46	4	5	28
My child's school works with me to help my child transition smoothly to the next level. (7.7)	33	54	9	2	3
My child's school offers a wide enough variety of activities and services (including related services and assistive and adaptive technologies where appropriate) to help improve life outcomes for my child. (7.4)	29	49	7	3	12
My child's teachers, therapists, counselors, Related Service providers (if applicable) and I work as a team. (7.7)	33	52	8	2	4

My child participates in the following courses or activities. (Please mark all that apply.) (7.9)

	Percent %									
50	Art	47	Music	23	Dance	6	Theater	5	Foreign Language	
48	Activities of Daily Living	16	Shop/Industrial Arts	11	Vocational Training	15	Work/Study	50	Health, Physical Education	
40	Computer Skills/Technology	11	Inclusion Activities (opportunities for my child to participate in activities with general education students)			7	None of these activities	11	Don't Know	

Your School's Question-By-Question Survey Results

School DBN:
75X811

P **Safety and Respect:** *Parents feel that the school creates a physically and emotionally secure environment in which everyone can focus on student learning.*

How much do you agree or disagree with the following statement about your child's school?	Strongly Agree	Percent % Agree	Percent % Disagree	Strongly Disagree	Does Not Apply
If my child has a medical problem, appropriate action is taken. (8.1)	44	50	2	1	3

How much do you agree or disagree with the following statements about your child's school?	Strongly Agree	Percent % Agree	Percent % Disagree	Strongly Disagree	Don't Know
My child is safe at school. (8.5)	50	45	3	0	2
My child's school is clean. (8.7)	54	43	1	0	2
Positive behavior supports are used appropriately at my child's school. (8.2)	38	53	0	0	9
The presence and actions of School Safety Agents (security officers) help to promote a safe and respectful learning environment. (8.1)	39	51	2	1	7
School staff treat my child with respect. (8.3)	47	45	4	1	4
School nurses effectively care for my child's health needs, as required by my child's IEP. (8.3)	42	49	2	0	6

How often do you think the following problems occur at your child's school?	Never	Once in a While	Percent % Fairly Often	Percent % Very Often	Don't Know
Student-to-student incidents occur. (7.4)	20	34	4	2	40
There is racial or cultural bias by school staff. (9.5)	58	4	0	2	36
Students in my child's school are threatened or harassed by other students based on race, color, creed, ethnicity, national origin, citizenship/immigration status, religion, gender, gender identity, gender expression, sexual orientation or disability. (9.5)	53	5	1	1	40
Students use alcohol or illegal drugs during school. (9.9)	62	1	0	0	36
There is gang activity in my child's school. (9.9)	63	1	0	0	36

P **Not Scored:** *These questions appeared on the survey, but answers were not scored and did not affect the School Survey or Progress Report scores.*

What are the BEST ways for your child's school to get information to you about your child's education? (Please mark all that apply.)				Percent %	
58	Mail	21	E-mail	56	IEP Meetings
82	Paper sent home with your child	9	School Website	11	School Bulletin Board
83	Phone	24	Communication Notebook	7	Citywide Council on Special Education
70	Parent Teacher Conferences	2	Other parents	1	Community Organizations
29	Parent Association, Parent Teacher Association, or similar meetings	26	School staff (Parent Coordinator, Paraprofessionals, Guidance Counselor)		

Your School's Question-By-Question Survey Results

School DBN:
75X811

Which of the following improvements would you most like your school to make? (Choose ONE.)

Percent %

5	More effective school leadership	17	More hands-on learning	7	More or better enrichment programs	4	More or better arts programs	5	More challenging courses
8	Better communication with parents	2	More teacher training	19	More life skills preparation	1	More preparation for state tests	0	Less preparation for state tests
4	Improved related services	5	More or better job training	6	More parent learning opportunities	7	More or better programs to manage behavior	9	More or better reading instruction programs



Academic Expectations: Students feel that the school encourages them to do their best by developing rigorous and meaningful academic goals.

How much do you agree or disagree with the following statements about being successful at your school?

	Strongly Agree	Percent %		Strongly Disagree
		Agree	Disagree	
The teachers, paraprofessionals, counselors, and therapists at my school help me understand what I need to do to succeed in school. (7.9)	47	44	7	2
My teachers, paraprofessionals, counselors, and therapists help me to succeed. (7.8)	39	58	1	2
I need to work hard to get good grades at my school. (8.1)	53	39	6	2
Students who do well in my school are respected by other students. (6.9)	31	53	9	7
Someone in my school helps me develop appropriate goals for learning. (7.5)	40	51	2	7
Someone at my school helps me understand what I need to do to be promoted to the next grade or graduate. (7.6)	44	45	8	3
<i>This question is for <u>high school students</u> only. Middle school students should <u>skip</u> this question: My <u>high school</u> prepares me to get a good job after high school <u>or</u> to get into college. (7.5)</i>	45	39	13	4

Your School's Question-By-Question Survey Results

School DBN:
75X811

Approximately how many times this school year, have your teachers asked you to:

Complete a project using books, newspapers, technology or other materials? (6.9)

Defend your own opinion or ideas? (5.7)

	Never	1 or 2 times	3 or 4 times	5 or more times
Complete a project using books, newspapers, technology or other materials? (6.9)	13	36	21	29

Defend your own opinion or ideas? (5.7)	28	30	12	30
---	----	----	----	----

How much do you agree or disagree with the following statement about your teachers?

My teachers give me extra help when I need it. (8.3)

	Strongly Agree	Agree	Percent % Disagree	Strongly Disagree	Don't Know
My teachers give me extra help when I need it. (8.3)	51	40	6	1	2

In how many of your classes during the past two weeks have you:

worked by yourself (independently) during class? (Not Scored)

	None of My Classes	One of My Classes	A Few of My Classes	Most of My Classes	All of My Classes
worked by yourself (independently) during class? (Not Scored)	9	21	19	18	33



Communication: *Students feel that the school provides information about the school's educational goals and offers appropriate feedback on each student's learning outcomes.*

How much do you agree or disagree with the following statement about your school?

Most of the adults I see at school every day know my name or who I am. (7.6)

	Strongly Agree	Percent % Agree	Disagree	Strongly Disagree
Most of the adults I see at school every day know my name or who I am. (7.6)	40	50	8	2

On a scale of 1 to 4, how COMFORTABLE are you talking to teachers, paraprofessionals, counselors, therapists, and other adults at your school about:

a problem you are having in a class? (6.4)

something that is bothering you? (5.5)

	Uncomfortable	Percent %	Comfortable
a problem you are having in a class? (6.4)	18	16	21
something that is bothering you? (5.5)	24	18	27

In how many of your classes during the past two weeks have you:

worked in groups of 2 to 6 students? (6.3)

had whole-class discussions? (7.3)

participated in hands-on activities, such as science experiments, cooking, building, or mechanics? (4.2)

	None of My Classes	One of My Classes	A Few of My Classes	Most of My Classes	All of My Classes
worked in groups of 2 to 6 students? (6.3)	13	20	32	19	16
had whole-class discussions? (7.3)	8	13	29	19	31
participated in hands-on activities, such as science experiments, cooking, building, or mechanics? (4.2)	41	13	25	2	19



Engagement: *Students feel engaged in an active and vibrant partnership to promote learning.*

How much do you agree or disagree with the following statements about your school?

I feel welcome in my school. (7.7)

The adults at my school care about me. (7.8)

My school offers a wide enough variety of classes, programs, and activities to keep me interested in school. (6.7)

	Strongly Agree	Percent % Agree	Disagree	Strongly Disagree
I feel welcome in my school. (7.7)	45	45	6	4
The adults at my school care about me. (7.8)	48	43	3	6
My school offers a wide enough variety of classes, programs, and activities to keep me interested in school. (6.7)	34	48	6	13

Your School's Question-By-Question Survey Results

School DBN:
75X811

On a scale of 1 to 4, how AVAILABLE are teachers, paraprofessionals, counselors, therapists, and other adults at your school to talk about:

	Unavailable	Percent %		Available
a problem you are having in a class? (5.7)	27	12	23	38
something that is bothering you? (5.5)	19	25	28	28

During this school year, have you taken or had a chance to take a class in the following subjects? (8.6)

	Percent %		
	I took one or more classes in this subject	I was offered but did not take a class in this subject	I was NOT offered a class in this subject
Activities of Daily Living	51	15	34
Art	67	11	22
Computer Skills / Technology	57	14	29
Dance	27	10	63
Foreign Language	17	12	71
Health / Physical Education	68	9	22
Inclusion Activities	36	15	48
Music	43	8	49
Shop / Industrial Arts	29	10	60
Theater	28	10	62
Vocational Training	38	15	47
Work / Study	52	9	38

During this school year, which of the following activities did you participate in either before or after school or during free periods? (7.4)

	Percent %		
	I participated in this activity	I did not participate in this activity although it was offered	I was NOT offered this activity
Activities of Daily Living	38	15	47
Art	55	18	27
Computer Skills / Technology	55	8	36
Dance	24	26	50
Foreign Language	14	13	74
Health / Physical Education	58	22	20
Inclusion Activities	29	23	48
Music	32	16	52
Shop / Industrial Arts	26	17	57
Theater	22	18	60
Vocational Training	25	18	57
Work / Study	44	9	47

Your School's Question-By-Question Survey Results

School DBN:
75X811

How much do you agree or disagree with the following statements about your teachers?

	Strongly Agree	Percent % Agree	Percent % Disagree	Strongly Disagree	Don't Know
My teachers enjoy the subjects they teach. (8.2)	49	38	5	1	7
My teachers make me excited about learning. (7.7)	42	42	8	5	4
My teachers connect what I am learning to life outside of the classroom. (7.7)	42	39	4	5	11



Safety and Respect: Students feel that their school ensures that all members of the school community feel physically and emotionally secure, allowing everyone to focus on student learning.

How much do you agree or disagree with the following statements about students in your school?

	Strongly Agree	Percent % Agree	Percent % Disagree	Strongly Disagree
Most students in my school help and care about each other. (6.1)	23	48	17	11
Most students in my school just look out for themselves. (3.5)	28	45	20	7
Most students in my school respect each other. (6.2)	24	47	22	7

How often are the following things true about you or about your school?

	Percent % Never	Some of the Time	Most of the Time	All of the Time
I stay home because I don't feel safe at school. (8.7)	77	15	1	7
Students threaten or bully other students at school. (6.9)	38	38	14	9
Students get into physical fights at my school. (6.8)	34	47	7	11
Adults at my school yell at students. (7.1)	48	31	7	14
Students in my school are harassed or threatened based on race, color, creed, ethnicity, national origin, citizenship/immigration status, religion, gender, gender identity, gender expression, sexual orientation or disability. (8.3)	69	18	5	8
Students use alcohol or illegal drugs while at school. (8.9)	81	10	2	6
There is gang activity in my school. (8)	69	13	6	12

How much do you agree or disagree with the following statements about your school?

	Strongly Agree	Percent % Agree	Percent % Disagree	Strongly Disagree
There is a person or program in my school that helps students resolve conflicts. (7.4)	41	43	13	3
Discipline in my school is fair. (6.8)	36	44	10	10
I am safe in my classes. (8.1)	51	44	4	2
I am safe in the hallways, bathrooms, and locker rooms at my school. (7.3)	45	39	7	9

Your School's Question-By-Question Survey Results

School DBN:
75X811

How much do you agree or disagree with the following statements about your school?

	Strongly Agree	Percent %		Strongly Disagree
		Agree	Disagree	
I am safe on school property outside my school building. (7.5)	46	40	7	7
My school is kept clean (7.3)	38	49	6	7
The presence and actions of School Safety Agents help to promote a safe and respectful learning environment. (7.4)	45	39	9	7

How much do you agree or disagree with the following statements about your teachers?

	Strongly Agree	Percent %		Strongly Disagree	Don't Know
		Agree	Disagree		
Teachers, paraprofessionals, counselors, therapists, and other adults in my school treat students with respect. (8.1)	42	47	5	1	5
Most students in my school respect teachers, paraprofessionals, counselors, therapists, and other adults at my school. (6.2)	14	51	14	8	13
Adults in my school treat each other with respect. (8)	46	40	7	2	5

S **Not Scored:** *These questions appeared on the survey, but answers were not scored and did not affect the School Survey or Progress Report scores.*

How old are you?

										Percent %	
0	11 yrs old	0	12 yrs old	0	13 yrs old	2	14 yrs old	9	15 yrs old	28	16 yrs old
22	17 yrs old	26	18 yrs old	5	19 yrs old	7	20 yrs old	1	21 yrs old		

T **Academic Expectations:** *Teachers feel that the school develops rigorous and meaningful academic goals that encourage students to do their best.*

How much do you agree or disagree with the following statements about your school?

	Strongly Agree	Percent %		Strongly Disagree
		Agree	Disagree	
Curriculum, instruction, related services, and assessment are aligned at this school. (7.7)	36	60	3	1
The principal places the learning needs of children ahead of other interests. (7.2)	31	57	10	2
My school has high and appropriate expectations for all students. (7.2)	30	58	11	1
Teachers in this school set high standards for student learning. (7.2)	29	59	12	0
My school has appropriate measures of progress for students throughout the year. (7.1)	25	64	11	0
This school makes it a priority to help students develop appropriate learning goals. (7.2)	29	59	12	0
This school makes it a priority to help students find the best ways to achieve their learning goals. (7.3)	30	60	9	1
For teachers of students age 14 or older (high school students) only: This school makes it a priority to help students select the best courses to achieve their post graduation transition to adult life. (7.1)	28	59	12	1

Your School's Question-By-Question Survey Results

School DBN:
75X811

How much do you agree or disagree with the following statements?

	Strongly Agree	Percent %		Strongly Disagree
		Agree	Disagree	
The principal has confidence in the expertise of the teachers. (7.5)	37	53	9	1
Most teachers in my school work together on teams to improve their instructional practice. (6.7)	27	51	19	3
School leaders place a high priority on the quality of teaching at this school. (7.6)	37	55	7	1
School leaders celebrate learning successes at this school. (7.5)	36	54	9	1
Teachers in this school use student achievement data to improve instructional decisions. (7.5)	30	66	3	1

How much do you agree or disagree with the following statements?

	Strongly Agree	Percent %		Strongly Disagree	Does Not Apply
		Agree	Disagree		
The professional development I received this year provided me with content support in my subject area. (7.1)	30	52	10	3	4
The professional development I received this year provided me with teaching strategies to better meet the needs of my students. (7.2)	29	55	8	3	4
I have sufficient materials to teach my class(es), such as: books, audio/visual equipment, assistive or adaptive devices, maps, calculators and computers. (6.5)	20	52	14	6	8
My instructional materials are in good condition. (7.3)	29	54	8	2	7
School leaders give me regular and helpful feedback about my teaching. (6.9)	19	64	6	3	8
This year, I received helpful training on the use of student achievement data to improve teaching and learning. (6.7)	19	57	13	2	9

T **Communication:** *Teachers feel that the school provides them with information about the school's educational goals and offers appropriate feedback on each student's learning outcomes.*

How much do you agree or disagree with the following statements about your school?

	Strongly Agree	Percent %		Strongly Disagree
		Agree	Disagree	
Schools leaders communicate a clear vision for this school. (7.7)	38	57	3	2
School leaders let staff know what is expected of them. (7.8)	41	53	3	2
School leaders encourage open communication on important school issues. (7.2)	33	53	11	3
The principal is an effective manager who makes the school run smoothly. (7.3)	34	55	8	3

Based on your experiences during the current school year, how much do you agree or disagree with the following statement?

	Strongly Agree	Percent %		Strongly Disagree
		Agree	Disagree	
My school communicates effectively with parents regarding students' behavior. (7.2)	27	64	7	2

Your School's Question-By-Question Survey Results

School DBN:
75X811

How much do you agree or disagree with the following statement?

School leaders visit classrooms to observe the quality of teaching at this school. (7.6)

Strongly Agree	Percent %		Strongly Disagree
	Agree	Disagree	
35	60	5	0

How often during this school year have you:

had a conversation or corresponded with a parent about his or her child's behavior? (Not Scored)

More Than Once a Week	Once a Week	Percent %		Rarely or Never
		About Once a Month	About 3 or 4 Times Each Year	
17	21	31	15	16

communicated with **students** about their progress? (Not Scored)

36	23	26	12	3
----	----	----	----	---

communicated with **parents** about their children's progress? (6.5)

11	20	40	21	8
----	----	----	----	---

sent home information on services to help students or parents such as: after-school programs or workshops adults can attend to help their children in school? (6.9)

18	29	25	15	13
----	----	----	----	----

How often during this school year have you sent parents written information on what you are teaching and what students are expected to learn? (5)

Percent %

11	More than Once a Week	20	Once a Week	24	About Once a Month
17	About 3 or 4 Times Each Year	13	Rarely or Never	15	Does Not Apply

T Engagement: Teachers feel engaged in an active and vibrant partnership to promote learning.

How much do you agree or disagree with the following statement?

My school provides a wide enough variety of activities, courses and related services to keep students engaged at my school. (7.4)

Strongly Agree	Percent %		Strongly Disagree
	Agree	Disagree	
35	52	12	1

To what extent do you feel supported by:

your principal? (8.3)

To a Great Extent	Percent %			To No Extent
	To Some Extent	To a Small Extent		
58	36	4		2

other teachers and staff at your school? (8.2)

54	38	7	1
----	----	---	---

Based on your experiences during the current school year, how much do you agree or disagree with the following statements?

Obtaining information from parents about student learning needs is a priority at my school. (7)

Strongly Agree	Percent %		Strongly Disagree
	Agree	Disagree	
22	66	10	1

Teachers and administrators in my school use information from parents to inform instructional practices and related services, and to meet student needs. (6.8)

21	64	12	2
----	----	----	---

Your School's Question-By-Question Survey Results

School DBN:
75X811

Which of the following courses or activities are available at your school – and when are they available during the day?

	Offered as a regular school activity/course (9.8)	Offered before or after school or during free periods (3.8)	Not offered at all (Not Scored)
Activities of Daily Living	72	10	15
Art	86	7	4
Computer skills/Technology	86	6	4
Dance	30	43	21
Foreign Language	10	4	79
Health/Physical Education	86	12	3
Inclusion Activities	66	2	23
Music	83	8	8
Shop/Industrial Arts	74	5	14
Theater	17	14	58
Vocational Training	68	5	18
Work/Study	71	3	15

How much do you agree or disagree with the following statements?

	Strongly Agree	Percent % Agree	Percent % Disagree	Strongly Disagree
School leaders invite teachers to play a meaningful role in setting goals and making important decisions for this school. (7.5)	37	52	10	1
School leaders encourage collaboration among teachers. (7.9)	43	52	5	0

This year, what percentage of your students had at least one parent attend your Parent-Teacher Conferences? (4.4)

										Percent %
30	0-25%	16	26-50%	24	51-75%	16	76-100%	14	Does Not Apply	

This year, what percentage of your students had at least one parent attend Individualized Education Plan (IEP) meetings? (7.6)

										Percent %
8	0-25%	9	26-50%	22	51-75%	49	76-100%	11	Does Not Apply	

T **Safety and Respect:** Schools ensure that all members of the school community feel physically and emotionally secure, allowing everyone to focus on student learning.

How much do you agree or disagree with the following statements?

	Strongly Agree	Percent % Agree	Percent % Disagree	Strongly Disagree
Positive behavior supports are used effectively at my school. (7.7)	41	51	7	1
I can get the help I need at my school to address student behavior issues. (7.4)	36	51	13	0

Your School's Question-By-Question Survey Results

School DBN:
75X811

How much do you agree or disagree with the following statements?

	Strongly Agree	Percent %		Strongly Disagree
		Agree	Disagree	
I am safe at my school. (7.8)	44	47	9	0
Crime and violence are a problem in my school. (7.5)	1	15	44	40
Students in my school are often threatened or bullied. (7)	3	15	52	30
Adults at my school are often disrespectful to students. (7.3)	4	11	47	38
Most students treat teachers, counselors, paraprofessionals, therapists, and other adults at my school with respect. (7)	24	63	9	3
Most parents treat teachers, counselors, paraprofessionals, therapists, and other adults at my school with respect. (7)	24	66	7	3
Students' use of alcohol and illegal drugs in school is a problem at my school. (8.1)	1	8	39	52
There are conflicts at my school based on race, color, creed, ethnicity, national origin, citizenship/immigration status, religion, gender, gender identity, gender expression, sexual orientation or disability. (7.8)	1	16	32	51
There is a person or a program in my school that helps students resolve conflicts. (7.7)	39	53	8	0
Gang activity is a problem in my school. (7.9)	1	9	43	47
My school is kept clean. (8.1)	46	51	3	0
The presence and actions of School Safety Agents help to promote a safe and respectful learning environment. (7.3)	33	56	7	4
I trust the principal at his or her word. (7.5)	42	46	7	6

How much do you agree or disagree with the following statements?

	Strongly Agree	Percent %		Strongly Disagree
		Agree	Disagree	
Teachers in my school respect teachers who take the lead in school improvement efforts. (7.1)	35	48	14	3
Teachers in my school trust each other. (6.3)	21	54	20	5
Teachers in my school recognize and respect colleagues who are the most effective teachers. (6.7)	28	49	20	3



Not Scored: These questions appeared on the survey, but answers were not scored and did not affect the School Survey or Progress Report scores.

For how many years have you been a teacher?

											Percent %
1	Less than one year	14	1-3 years	40	4-10 years	8	11-15 years	33	More than 15 years	3	Does Not Apply