

**NYC School Survey  
2011-2012 Report**

Principal MARK DUNETZ  
School Type High School  
School DBN 30Q301

Dear Members of the School Community,

This report tells you what parents, teachers, and students said about learning conditions at your school in our annual survey. This information is designed to support a dialogue among all members of the school community on how to make the school a better place for learning.

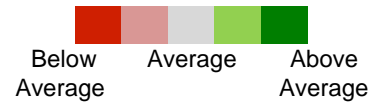
Taking the time to reflect on how well we serve children is an important step in improving our schools. I encourage schools to plan opportunities to discuss these survey results with the school community, and integrate this feedback into preparation for the school's Comprehensive Education Plan and Quality Review.

Dennis M. Walcott  
Chancellor

What do the colors mean?

These colors indicate how the survey satisfaction scores at this school compare to the satisfaction scores of all High Schools this year. Green indicates scores above the average, gray indicates average, and red indicates scores below the average.

This year, constituents generally reported high levels of satisfaction across the City. Therefore, it is possible to have positive survey responses and be below average compared to other schools. Readers should consider the survey responses in this report both on their own and in the context of responses from other schools.



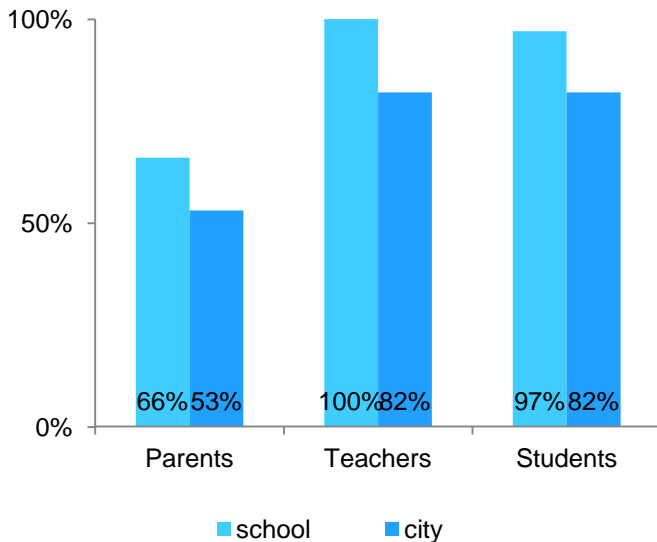
How do your school's scores compare to all High Schools?

	Score out of 10	Change from last year	Citywide Average for all High Schools
Academic Expectations	8.6	➔	7.5
Communication	8.1	➔	6.8
Engagement	8.3	⬆	7.2
Safety & Respect	8.3	↗	7.4

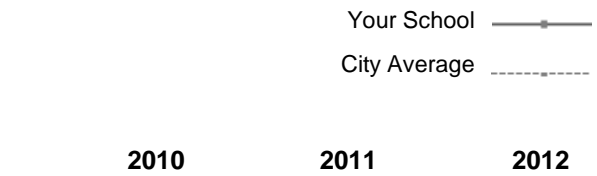
How did participants at your school respond?

	Parents	Teachers	Students
Academic Expectations	8.7	9.0	8.1
Communication	8.6	8.8	7.0
Engagement	8.3	8.9	7.7
Safety & Respect	8.9	8.6	7.3

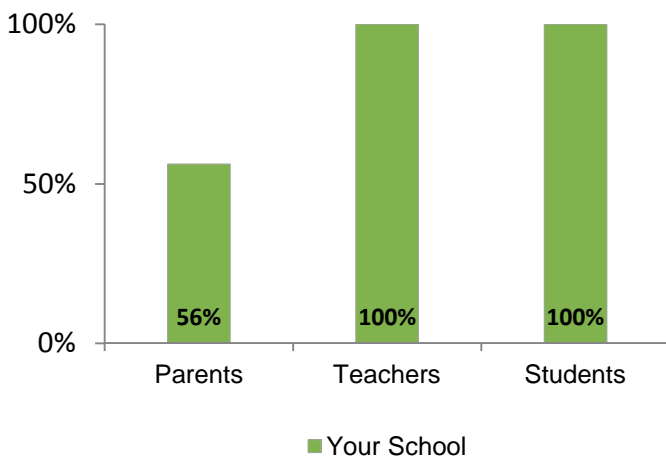
How do survey response rates at your school compare to the City average?



How have response rates at your school changed over time?



Who took the survey **online**?

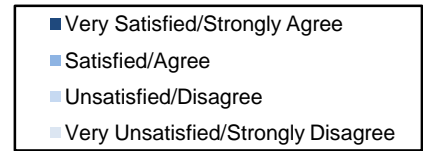


**Green School Award!**  
Your school saved paper, energy, and costs by taking the survey online.

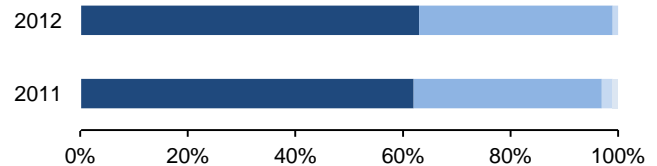
How has your school community answered important survey questions over time?

**P**

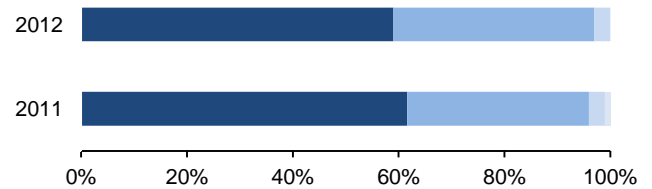
**How responses of parents at your school have changed:**



How satisfied are you with the education your child has received this year?



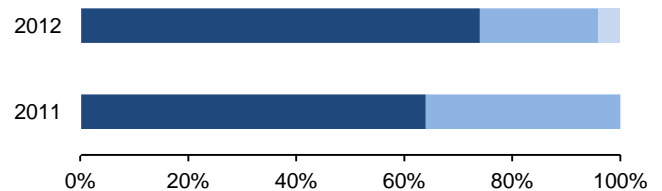
How satisfied are you with your opportunities to be involved in your child's education?



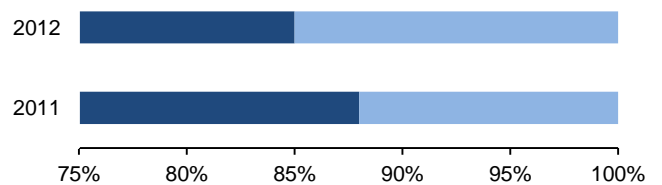
**T**

**How responses of teachers at your school have changed:**

My school helps students find the best ways to achieve their learning goals.



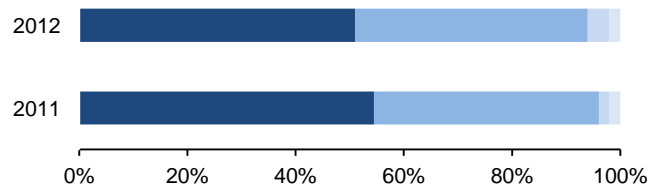
I am safe at my school.



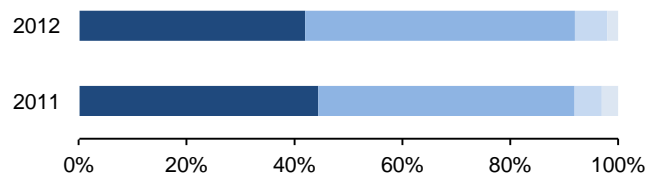
**S**

**How responses of students at your school have changed:**

Someone at my school helps me understand what courses I need to be promoted to the next grade or graduate.



I am safe in the hallways, bathrooms, and locker rooms at my school.



This report provides a summary of the responses that parents, students, and teachers at your school provided on the 2012 NYC School Survey.

Parent survey responses are listed first, followed by student and teacher responses. Questions are sorted into five categories: Academic Expectations, Communication, Engagement, Safety and Respect, and questions that are not scored.

Responses to each question are reported as percentages. The most common response to each question is displayed in bold print.

Scores for each question are reported as a number between 0 and 10 in parentheses next to each corresponding question; the highest possible score for each question is 10.

Who took the survey at your school?

	<i>Your School</i>	<i>City Average</i>
<b>P</b> Parents	66% (269)	53%
<b>S</b> Students	97% (398)	82%
<b>T</b> Teachers	100% (27)	81%

Please visit [www.nycschools.org](http://www.nycschools.org) to learn more about the School Survey.

**P** **Academic Expectations:** Do parents feel that the school develops rigorous and meaningful academic goals that encourage students to do their best?

How much do you agree or disagree with the following statements about your child's school or teacher?

	Percent %				
	Strongly Agree	Agree	Disagree	Strongly Disagree	Don't Know
The school has high expectations for my child. (8.9)	<b>67</b>	30	1	0	1
My child is learning what he or she needs to know to succeed in later grades or after graduating from high school. (8.7)	<b>61</b>	36	2	0	2
<i>Answer this question only if you are a high school parent: This year, staff at my child's high school helped my child to select courses that he or she needs to graduate and to succeed after graduating. (8.4)</i>	<b>55</b>	37	4	0	4

How satisfied are you with the following things about your child's school?

	Percent %			
	Very Satisfied	Satisfied	Unsatisfied	Very Unsatisfied
The quality of your child's teacher(s) this year. (8.9)	<b>68</b>	32	0	0
The education your child has received this year. (8.8)	<b>63</b>	36	1	0
The level of assistance your child receives when he or she needs extra help with classwork or homework. (8.8)	<b>65</b>	33	2	0

# Your School's Question-By-Question Survey Results

School DBN:  
30Q301

**P** **Communication:** *Do parents feel that the school provides them with information about the school's educational goals and offers appropriate feedback on each student's learning outcomes?*

How much do you agree or disagree with the following statements about your child's school or teacher?	Percent %				
	Strongly Agree	Agree	Disagree	Strongly Disagree	Don't Know
The school clearly communicates its expectations for my child's learning to me and my child. (8.9)	68	30	1	0	1
My child's teacher(s) give helpful comments on class work and tests. (8.6)	59	36	2	0	2

How much do you agree or disagree with the following statements about your child's school?	Percent %				
	Strongly Agree	Agree	Disagree	Strongly Disagree	Does Not Apply
I am satisfied with the response I get when I contact my child's school with questions or concerns. (9.1)	73	26	0	0	0
The school keeps me informed about my child's academic progress. (9.2)	77	23	0	0	0
The school contacts me when my child breaks school rules. (9.1)	69	23	0	0	7
The school contacts me to tell me about my child's achievements and successes. (8.8)	68	28	5	0	0
My child's school communicates with me in a language that I can understand. (9.1)	73	26	0	0	0

How often during this school year have you:	Percent %				
	More than once a month	About once a month	Once every few months	Once or twice this school year	Never
received information about what your child is studying in school? (7.1)	33	30	27	7	2
received information on services for your child or for you, such as: tutoring, after school programs, or workshops you can attend to help your child? (7.5)	41	29	22	5	2

How satisfied are you with the following things about your child's school?	Percent %			
	Very Satisfied	Satisfied	Unsatisfied	Very Unsatisfied
How well your child's school communicates with you. (8.8)	65	32	2	0

**P** **Engagement:** *Do parents feel engaged in an active and vibrant partnership to promote student learning?*

How much do you agree or disagree with the following statements about your child's school?	Percent %				
	Strongly Agree	Agree	Disagree	Strongly Disagree	Does Not Apply
I feel welcome in my child's school. (9.1)	73	26	1	0	0
My child's school makes it easy for parents to attend meetings by holding them at different times of day, providing an interpreter, or in other ways. (9)	71	28	1	0	0

# Your School's Question-By-Question Survey Results

School DBN:  
30Q301

	Percent %				
How often <u>during this school year</u> have you:	More than once a month	About once a month	Once every few months	Once or twice this school year	Never
been invited to a workshop, program, performance, or other event at your child's school? (6.9)	23	26	<b>28</b>	12	11

	Percent %				
How much do you agree or disagree with the following statements?	Strongly Agree	Agree	Disagree	Strongly Disagree	Don't Know
My child's school offers a wide enough variety of courses and activities to keep my child interested in school. (8)	45	<b>47</b>	5	1	2
Students with disabilities are included in all school activities. (8.1)	27	32	2	0	<b>40</b>

	Percent %			
How satisfied are you with the following things about your child's school?	Very Satisfied	Satisfied	Unsatisfied	Very Unsatisfied
Your opportunities to be involved in your child's education. (8.5)	<b>59</b>	38	3	0
How well your child's school helps you understand what you can do to support your child's learning needs. (8.8)	<b>65</b>	34	2	0

**P** **Safety and Respect:** *Do parents feel that the school creates a physically and emotionally secure environment in which everyone can focus on student learning?*

	Percent %				
How much do you agree or disagree with the following statements about your child's school?	Strongly Agree	Agree	Disagree	Strongly Disagree	Does Not Apply
There is an adult at the school whom my child trusts and can go to for help with a school problem. (8.9)	<b>67</b>	31	1	0	1

	Percent %				
How much do you agree or disagree with the following statements about your child's school?	Strongly Agree	Agree	Disagree	Strongly Disagree	Don't Know
My child is safe at school. (8.5)	<b>55</b>	40	3	0	1
My child's school is clean. (8.3)	<b>51</b>	45	2	0	2
Discipline is enforced fairly at my child's school. (8.4)	<b>52</b>	39	2	0	7

# Your School's Question-By-Question Survey Results

School DBN:  
30Q301

How often do you think the following problems occur at your child's school?	Percent %				
	Never	Once in Awhile	Fairly Often	Very Often	Don't Know
Students threaten or bully other students. (8.1)	35	25	5	1	33
School staff are disrespectful to students. (9.5)	73	8	1	1	17
There is racial or cultural bias by school staff. (9.7)	74	4	0	0	21
Students in my child's school are threatened or harassed by other students based on race, color, creed, ethnicity, national origin, citizenship/immigration status, religion, gender, gender identity, gender expression, sexual orientation or disability. (9.2)	60	10	0	2	27
Students use alcohol or illegal drugs during school. (8.6)	43	12	3	3	39
There is gang activity in my child's school. (9.5)	52	7	1	0	39

**P** **Not Scored:** *These questions appeared on the survey, but answers were not scored and did not affect the School Survey or Progress Report scores.*

In which grade is your child at this school?												Percent %	
0	Pre-Kindergarten	0	Kindergarten	0	1st grade	0	2nd grade	0	3rd grade	0	4th grade	0	5th grade
0	6th grade	0	7th grade	0	8th grade	34	9th grade	23	10th grade	17	11th grade	25	12th grade

My child participates in the following school activities or courses before, during, or after school. (Please mark all that apply.)											Percent %
11	Art	5	Music	3	Dance	18	Theater	31	Foreign language		
38	Computer skills/Technology	27	Health	59	Physical education	33	Team sports and clubs	73	Tutoring/Enrichment activities		

Which of the following improvements would you <u>most</u> like your school to make? (Choose ONE.)										Percent %
5	More effective school leadership	15	More hands-on learning	19	More or better enrichment programs	16	More or better arts programs	10	More challenging courses	
4	Better communication with parents	3	More teacher training	12	Smaller class size	15	More preparation for state tests	1	Less preparation for state tests	

# Your School's Question-By-Question Survey Results

School DBN:  
30Q301

What are the **BEST** ways for your child's school or teachers to get information to you about your child's education? (Please mark all that apply.)

Percent %

43	Mail	74	E-mail	5	ARIS Parent Link (arispentlink.org)
23	Paper sent home with your child	21	School Website	8	Parent Association, Parent Teacher Association, or similar meetings
65	Phone	20	Parent Coordinator	3	School bulletin board
47	Parent Teacher Conferences	0	Other parents	1	Community or Citywide Education Councils

How often during this school year have you:

talked with a teacher or other adult at your child's school to share with them important information about your child's academic progress?

Percent %

More than once a month	About once a month	Once every few months	Once or twice this school year	Never
------------------------	--------------------	-----------------------	--------------------------------	-------

36	30	29	4	2
----	----	----	---	---

How much do you agree or disagree with the following statements about your child's school?

Answer this question only if your child's school has School Safety Agents: The presence and actions of School Safety Agents help to promote a safe and respectful learning environment.

Percent %

Strongly Agree	Agree	Disagree	Strongly Disagree	Don't Know
----------------	-------	----------	-------------------	------------

49	39	2	0	10
----	----	---	---	----

## **S** Academic Expectations: Do students feel that the school encourages them to do their best by developing rigorous and meaningful academic goals?

How much do you agree or disagree with the following statements about being successful at your school?

The adults at my school help me understand what I need to do to succeed in school. (8.3)

Percent %

Strongly Agree	Agree	Disagree	Strongly Disagree
----------------	-------	----------	-------------------

55	43	1	2
----	----	---	---

My teachers encourage me to succeed. (8.4)

57	39	2	2
----	----	---	---

I need to work hard to get good grades at my school. (8.1)

50	44	4	2
----	----	---	---

Students who get good grades in my school are respected by other students. (7.1)

32	51	13	4
----	----	----	---

My school helps me to develop challenging academic goals. (7.6)

38	53	7	2
----	----	---	---

Someone at my school helps me understand what courses I need to be promoted to the next grade or graduate. (8.1)

51	43	4	2
----	----	---	---

My teachers expect me to continue my education after high school. (8.4)

59	36	2	3
----	----	---	---

**These questions are for high school students only. Middle school students should skip these questions.**

My high school provides helpful counseling on how to get a good job after high school or how to get into college. (7.6)

43	45	10	2
----	----	----	---

Someone at my high school can talk with me about my plans after high school. (8.1)

53	38	6	3
----	----	---	---



# Your School's Question-By-Question Survey Results

School DBN:  
30Q301

Approximately how often, <u>during this school year</u> , have your teachers asked you to:	Percent %			
	Never	1 or 2 Times	3 or 4 Times	5 or More Times
Complete an essay or research project using multiple sources of information? (9)	2	14	<b>45</b>	39
Complete an essay or project where you had to use evidence to defend your own opinion or ideas? (8.7)	3	19	<b>39</b>	<b>39</b>

## **S** **Communication:** Do students feel that the school provides information about the school's educational goals and offers appropriate feedback on each student's learning outcomes?

How much do you agree or disagree with the following statement about your school?	Percent %			
	Strongly Agree	Agree	Disagree	Strongly Disagree
Most of the teachers, counselors, school leaders, and other adults I see at school every day know my name or who I am. (8.3)	<b>56</b>	40	2	2

On a scale of 1 to 4, how <b>COMFORTABLE</b> are you talking to teachers and other adults at your school about:	Percent %			
	Uncomfortable 1	2	3	Comfortable 4
a problem you are having in a class? (7.1)	7	14	39	<b>40</b>
something that is bothering you? (6.4)	10	18	<b>39</b>	32

In how many of your classes <u>during the past two weeks</u> have you:	Percent %				
	None of My Classes	One of My Classes	Some of My Classes	Most of My Classes	All of My Classes
worked in groups of 2 to 6 students? (7.1)	3	10	<b>56</b>	20	10
had whole-class discussions? (8.3)	2	12	21	30	<b>35</b>
participated in hands-on activities such as science experiments? (4.6)	23	<b>35</b>	25	11	7

## **S** **Engagement:** Do students feel engaged in an active and vibrant partnership to promote learning?

How much do you agree or disagree with the following statements about your school?	Percent %			
	Strongly Agree	Agree	Disagree	Strongly Disagree
I feel welcome in my school. (8.2)	<b>52</b>	44	3	2
The adults at my school look out for me. (7.8)	43	<b>49</b>	4	3
My school offers a wide enough variety of classes and activities to keep me interested in school. (6.7)	27	<b>52</b>	15	6

# Your School's Question-By-Question Survey Results

School DBN:  
30Q301

On a scale of 1 to 4, how <b>AVAILABLE</b> are teachers and other adults at your school to talk about:	Percent %			
	Unavailable 1	2	3	Available 4
a problem you are having in a class? (7.7)	4	11	36	<b>50</b>
something that is bothering you? (7.4)	5	15	34	<b>47</b>

How much do you agree or disagree with the following statements?	Strongly Agree	Percent %			Don't Know
		Agree	Disagree	Strongly Disagree	
My teachers enjoy the subjects they teach. (8)	42	<b>43</b>	3	2	10
My teachers inspire me to learn. (7.4)	33	<b>52</b>	8	3	4
My teachers give me extra help when I need it. (8.4)	<b>59</b>	36	2	2	1
My teachers connect what I am learning to life outside of the classroom. (7.4)	38	<b>45</b>	10	4	4
Students with disabilities are included in all school activities. (7.8)	30	<b>38</b>	3	2	27

**S** **Safety and Respect:** *Do students feel that the school ensures that all members of the school community feel physically and emotionally secure, allowing everyone to focus on student learning?*

How much do you agree or disagree with the following statements?	Strongly Agree	Percent %			Don't Know
		Agree	Disagree	Strongly Disagree	
Teachers in my school treat <b>students</b> with respect. (7.5)	36	<b>50</b>	6	3	5
Most students in my school treat <b>teachers</b> with respect. (6.3)	19	<b>52</b>	18	6	6
Adults in my school treat <b>each other</b> with respect. (8.3)	<b>48</b>	41	1	1	9

How much do you agree or disagree with the following statements about students in your school?	Strongly Agree	Percent %			Strongly Disagree
		Agree	Disagree	Strongly Disagree	
Most students in my school help and care about each other. (6.3)	19	<b>57</b>	19	5	
Most students in my school just look out for themselves. (4.1)	19	<b>47</b>	29	6	
Most students in my school treat each other with respect. (6.2)	15	<b>60</b>	18	6	

# Your School's Question-By-Question Survey Results

School DBN:  
30Q301

How often are the following things true about you or about your school?	Percent %			
	Never	Some of the Time	Most of the Time	All of the Time
I stay home because I don't feel safe at school. (9.7)	93	5	0	1
Students threaten or bully other students at school. (8.1)	53	40	4	3
Students get into physical fights at my school. (7.5)	34	60	4	3
Adults at my school yell at students. (7)	32	54	7	7
Students in my school are harassed or threatened based on race, color, creed, ethnicity, national origin, citizenship/immigration status, religion, gender, gender identity, gender expression, sexual orientation or disability. (8.8)	73	21	3	3
Students use alcohol or illegal drugs while at school. (7)	44	34	8	13
There is gang activity in my school. (8.9)	79	13	4	4

How much do you agree or disagree with the following statements about your school?	Percent %			
	Strongly Agree	Agree	Disagree	Strongly Disagree
There is a person or program in my school that helps students resolve conflicts. (7.3)	36	52	10	3
Discipline in my school is fair. (7)	29	57	10	5
I am safe in my classes. (8.1)	49	47	3	2
I am safe in the hallways, bathrooms, and locker rooms at my school. (7.7)	42	50	6	2
I am safe on school property outside my school building. (7)	33	50	13	5
My school is kept clean. (6.7)	28	51	15	6

**S Not Scored:** *These questions appeared on the survey, but answers were not scored and did not affect the School Survey or Progress Report scores.*

Which grade are you in?												Percent %		
0	6th Grade	0	7th Grade	1	8th Grade	28	9th Grade	26	10th Grade	21	11th Grade	24	12th Grade	

# Your School's Question-By-Question Survey Results

School DBN:  
30Q301

<u>During this school year, have you taken or had a chance to take a class in the following subjects?</u>	Percent %		
	I took one or more classes in this subject	I was offered but did not take a class in this subject	I was NOT offered a class in this subject
Art	25	11	<b>64</b>
Music	2	2	<b>95</b>
Dance	2	15	<b>82</b>
Theater	25	23	<b>52</b>
Foreign Language	<b>53</b>	17	30
Computer skills/Technology	<b>53</b>	11	37
Health	<b>68</b>	8	23
Physical Education	<b>96</b>	2	3

<u>During this school year, which of the following activities did you participate in either before or after school or during free periods?</u>	Percent %		
	I participated in this activity	I did not participate in this activity although it was offered	I was NOT offered this activity
Art	19	12	<b>69</b>
Music	3	8	<b>89</b>
Dance	4	23	<b>73</b>
Theater	23	27	<b>51</b>
Foreign Language	<b>40</b>	20	<b>40</b>
Computer skills/Technology	<b>47</b>	11	42
School sports teams or clubs	41	<b>44</b>	14
Tutoring/Enrichment activities	<b>78</b>	15	7

<u>In how many of your classes during the past two weeks have you:</u>	Percent %				
	None of My Classes	One of My Classes	Some of My Classes	Most of My Classes	All of My Classes
worked by yourself (independently) during class?	4	9	<b>41</b>	28	18

<u>How much do you agree or disagree with the following statements about your school?</u>	Strongly Agree	Percent %		Strongly Disagree
		Agree	Disagree	
<i>Answer this question only if your school has <u>School Safety Agents</u>: The presence and actions of School Safety Agents help to promote a safe and respectful learning environment.</i>	33	<b>53</b>	8	6

# Your School's Question-By-Question Survey Results

School DBN:  
30Q301

## T Academic Expectations: Do teachers feel that the school develops rigorous and meaningful academic goals that encourage students to do their best?

How much do you agree with the following statements?	Percent %			
	Strongly Agree	Agree	Disagree	Strongly Disagree
The principal places the learning needs of children ahead of personal and political interests. (8.6)	65	27	8	0
In my school, curriculum, instruction, related services and assessments are aligned. (9.1)	74	26	0	0
My school sets high standards for student learning. (9)	70	30	0	0
My school sets high standards for student work in their classes. (8.8)	67	30	4	0
My school has clear measures of progress for student achievement throughout the year. (9.3)	78	22	0	0
My school helps students <i>develop</i> challenging learning goals. (8.6)	63	33	4	0
My school helps students find the best ways to <i>achieve</i> their learning goals. (9)	74	22	4	0
The principal at my school has confidence in the expertise of the teachers. (9.5)	85	15	0	0
My school ensures English language learners receive the same curriculum as their non-English language learner peers with appropriate supports (i.e., scaffolds, native language, culturally responsive instruction). (7.4)	44	33	22	0

How much do you agree with the following statements?	Percent %			
	Strongly Agree	Agree	Disagree	Strongly Disagree
School leaders visit classrooms to observe the quality of teaching at my school. (8.6)	63	33	4	0
School leaders place a high priority on the quality of teaching at my school. (9.4)	85	11	4	0
School leaders celebrate learning successes at my school. (9.4)	85	11	4	0
Teachers in my school work together on teams to improve their instructional practice. (9.5)	89	7	4	0
Teachers in my school use student achievement data to improve instructional decisions. (9.3)	78	22	0	0

How much do you agree with the following statement?	Percent %				
	Strongly Agree	Agree	Disagree	Strongly Disagree	Does Not Apply
I have sufficient materials, equipment, and assistive technology in good condition to teach my class(es). (9.8)	93	7	0	0	0

# Your School's Question-By-Question Survey Results

School DBN:  
30Q301

**For high school teachers only, how much do you agree with the following statement?**

My school does a good job providing students with the best courses and supports to achieve their postsecondary goals. (8.9)

Percent %				
Strongly Agree	Agree	Disagree	Strongly Disagree	
67	33	0	0	

**T Communication:** Do teachers feel that the school provides them with information about the school's educational goals and offers appropriate feedback on each student's learning outcomes?

**How much do you agree with the following statements?**

The principal at my school communicates a clear vision for our school. (9.5)

Percent %				
Strongly Agree	Agree	Disagree	Strongly Disagree	
85	15	0	0	

The principal at my school makes clear to the staff his or her expectations for meeting instructional goals. (9.4)

85	11	4	0	
----	----	---	---	--

The principal at my school encourages open communication on important school issues. (8.6)

63	33	4	0	
----	----	---	---	--

The principal at my school is an effective manager who makes the school run smoothly. (9.8)

93	7	0	0	
----	---	---	---	--

I trust the principal at his or her word. (9.1)

78	19	4	0	
----	----	---	---	--

School leaders give me regular and helpful feedback about my teaching. (8.1)

56	37	4	4	
----	----	---	---	--

**How much do you agree with the following statement?**

My school communicates effectively with parents regarding students' behavior. (9.3)

Percent %					
Strongly Agree	Agree	Disagree	Strongly Disagree	Does Not Apply	
81	15	4	0	0	

**How often have you done the following activities during the current school year:**

Communicated with parents about their children's progress in class. (8.8)

Percent %						
More Than Once a Week	Once a Week	About Once a Month	About 3 or 4 Times Each Year	Rarely or Never	Does Not Apply	
33	37	22	7	0	0	

Sent parents written information on what you are teaching and what students are expected to learn. (8.2)

52	19	7	11	7	4	
----	----	---	----	---	---	--

Sent home information on services to help students or parents such as: tutoring, after-school programs, or workshops adults can attend to help their children in school. (7.6)

37	19	15	22	4	4	
----	----	----	----	---	---	--

# Your School's Question-By-Question Survey Results

School DBN:  
30Q301



## Engagement: Do teachers feel engaged in an active and vibrant partnership to promote learning?

To what extent do you feel supported by the following people?	Percent %				
	To a great extent	To some extent	To a lesser extent	To no extent	Does Not Apply
your principal. (9.1)	81	15	0	4	0
assistant principals at your school. (9.4)	85	11	4	0	0
other teachers at your school. (9.1)	74	26	0	0	0

How much do you agree with the following statements?	Percent %			
	Strongly Agree	Agree	Disagree	Strongly Disagree
My school offers a wide enough variety of courses to keep students engaged. (8.4)	56	41	4	0
Students with disabilities are included in all school activities. (9.3)	81	15	4	0
My school educates students with disabilities in the least restrictive environment appropriate. (8.6)	67	26	7	0
School leaders invite teachers to play a meaningful role in setting goals and making important decisions for my school. (9.3)	78	22	0	0
School leaders provide time for collaboration among teachers. (9.1)	78	19	4	0

How much do you agree with the following statements?	Percent %				
	Strongly Agree	Agree	Disagree	Strongly Disagree	Does Not Apply
Obtaining information from parents about student learning needs is a priority at my school. (8.5)	56	44	0	0	0
Teachers and school leaders in my school use information from parents to improve instructional practices and meet student learning needs. (8.9)	68	32	0	0	0

How much do you agree with the following statements?	Percent %				
	Strongly Agree	Agree	Disagree	Strongly Disagree	Does Not Apply
I received helpful training on the use of student achievement data to improve teaching and learning this year. (8.9)	69	23	4	0	4
Overall, my professional development experiences this school year have provided me with content support in my subject area. (8.1)	52	19	15	0	15
Overall, my professional development experiences this school year have provided me with teaching strategies to better meet the needs of my students. (8.7)	56	37	0	0	7

# Your School's Question-By-Question Survey Results

School DBN:  
30Q301



**Safety and Respect:** *Do schools ensure that all members of the school community feel physically and emotionally secure, allowing everyone to focus on student learning?*

How much do you agree with the following statements?	Percent %			
	Strongly Agree	Agree	Disagree	Strongly Disagree
Teachers in my school respect colleagues who take the lead in school improvement efforts. (9.1)	78	19	4	0
Teachers in my school trust each other. (8.4)	59	33	7	0
Teachers in my school respect colleagues who are the most effective teachers. (8.9)	74	19	7	0
Order and discipline are maintained at my school. (8.4)	59	33	7	0
I can get the help I need at my school to address student behavior issues. (8.6)	67	26	7	0
I am safe at my school. (9.5)	85	15	0	0
Crime and violence are a problem in my school. (8.3)	7	0	30	63
Students in my school are often threatened or bullied. (7.7)	7	0	48	44
Adults at my school treat students with respect. (9.1)	74	26	0	0
Most students at my school treat teachers and staff at my school with respect. (8.4)	56	41	4	0
Most parents treat teachers and staff at my school with respect. (8.8)	63	37	0	0
Students' use of alcohol and illegal drugs in school is a problem at my school. (6.7)	4	19	52	26
There are conflicts at my school based on race, color, creed, ethnicity, national origin, citizenship/immigration status, religion, gender, gender identity, gender expression, sexual orientation or disability. (9.1)	4	0	15	81
There is a person or a program in my school that helps students resolve conflicts. (8.9)	74	19	7	0
Gang activity is a problem in my school. (9.3)	0	0	22	78
My school is kept clean. (8.8)	70	22	7	0



**Not Scored:** *These questions appeared on the survey, but answers were not scored and did not affect the School Survey or Progress Report scores.*

How long have you been a teacher?										Percent %
4	Less than one year	22	1-3 years	70	4-10 years	0	11-15 years	4	More than 15 years	

This year, what percentage of your students had at least one parent attend your Parent-Teacher Conferences?										Percent %
4	0-25%	0	26-50%	0	51-75%	96	76-100%	0	Does Not Apply	



# Your School's Question-By-Question Survey Results

School DBN:  
30Q301

How much do you agree with the following statements?	Percent %			
	Strongly Agree	Agree	Disagree	Strongly Disagree
The principal at my school knows what's going on in my classroom.	48	48	0	4
The principal at my school participates in instructional planning with teachers.	37	52	7	4
The principal at my school understands how children learn.	62	35	4	0
The principal at my school carefully tracks student academic progress.	93	7	0	0
In my school, once we start a new program, we follow up to make sure that it's working.	56	41	4	0
In my school, we have so many different programs that I can't keep track of them all.	4	4	59	33
The principal at my school presses teachers to implement what they have learned in professional development.	74	26	0	0
The principal at my school takes a personal interest in the professional development of teachers.	67	30	0	4
My school helps students reach targets for mastery of important skills and content.	70	30	0	0
My school makes it a priority to meet targets for student progress.	81	19	0	0
My school is focused on improving performance on measures of student achievement.	85	15	0	0
My school uses assessments that are relevant to my daily instruction.	85	11	4	0

For elementary school teachers only, how much do you agree with the following statements?	Percent %			
	Strongly Agree	Agree	Disagree	Strongly Disagree
My school does a good job teaching students the <i>social and emotional skills</i> needed in middle school.	NA	NA	NA	NA
My school does a good job teaching students the <i>organizational and study skills</i> needed in middle school.	NA	NA	NA	NA
My school does a good job teaching students the <i>academic skills</i> needed in middle school.	NA	NA	NA	NA
My school does a good job providing information about the middle school application/enrollment process to students.	NA	NA	NA	NA

# Your School's Question-By-Question Survey Results

School DBN:  
30Q301

<u>For middle school teachers only, how much do you agree with the following statements?</u>	Percent %			
	Strongly Agree	Agree	Disagree	Strongly Disagree
My school does a good job teaching students the <i>social and emotional skills</i> needed in high school.	NA	NA	NA	NA
My school does a good job teaching students the <i>organizational and study skills</i> needed in high school.	NA	NA	NA	NA
My school does a good job teaching students the <i>academic skills</i> needed in high school.	NA	NA	NA	NA
My school does a good job providing information about the high school application/enrollment process to students.	NA	NA	NA	NA

<u>For high school teachers only, how much do you agree with the following statements?</u>	Percent %			
	Strongly Agree	Agree	Disagree	Strongly Disagree
My school does a good job supporting students who are at risk for dropping out.	93	4	4	0
My school does a good job supporting students who aspire to go to 2- or 4- year colleges.	81	19	0	0
My school does a good job supporting students who aspire to go to career or technical training.	89	11	0	0
My school does a good job supporting students who aspire to enter the workforce.	85	11	4	0

<u>How often have you done the following activities during the current school year?</u>	Percent %					
	More Than Once a week	Once a Week	About Once a Month	About 3 or 4 Times Each Year	Rarely or Never	Does Not Apply
Communicated with <b>students</b> about their progress in class.	63	33	4	0	0	0
Had a conversation or corresponded with a parent of a student about the student's behavior.	48	22	19	7	4	0

# Your School's Question-By-Question Survey Results

School DBN:  
30Q301

How much do you agree with the following statements?	Percent %				
	Strongly Agree	Agree	Disagree	Strongly Disagree	Does Not Apply
Overall, my professional development experiences this school year have been sustained and coherently focused, rather than short-term and unrelated.	56	33	0	0	11
Overall, my professional development experiences this school year have included enough time to think carefully about, try, and evaluate new ideas.	59	26	7	0	7
Overall, my professional development experiences this school year have been closely connected to my school's plans for improvement.	74	15	4	0	7
Overall, my professional development experiences this school year included opportunities to work productively with colleagues <i>in my school</i> .	74	15	4	0	7
Overall, my professional development experiences this school year included opportunities to work productively with colleagues <i>from other schools</i> .	30	15	22	0	33

How much do you agree with the following statements?	Percent %			
	Strongly Agree	Agree	Disagree	Strongly Disagree
In my school, it's easy to speak up about what is on your mind.	52	37	11	0
In my school, people are eager to share information about what does and doesn't work.	81	11	7	0
In my school, people are usually comfortable talking about problems and disagreements.	48	41	11	0
I feel respected by other teachers in my school.	78	15	7	0
It's okay to discuss feelings, worries, and frustrations with other teachers in my school.	70	22	7	0
I feel respected by the principal at my school.	70	30	0	0
It's okay to discuss feelings, worries, and frustrations with the principal at my school.	52	44	4	0
I usually look forward to each working day at my school.	56	37	7	0
I wouldn't want to work in any other school.	59	26	15	0
I would recommend my school to parents seeking a place for their child.	70	26	4	0
<i>Answer this question only if your school has School Safety Agents:</i> The presence and actions of School Safety Agents help to promote a safe and respectful learning environment.	38	50	13	0