

**School:** WEST PREP ACADEMY (03M421)  
**Principal:** Roberto Padilla  
**Address:** 150 WEST 105 STREET  
 MANHATTAN, NY 10025  
**Main Phone:** 212-362-1674  
**School Type:** Middle  
**Enrollment:** 195

For a translation of this overview, please visit  
 للاطلاع على نسخة مُترجمة لهذا الموجز، المرجو زيارة الموقع الإلكتروني أدناه  
 এই তথ্যবিহীন অর্থনৈতিক কপিট অধ্যয়ন করে দেখুন  
 如需要本概述的中文譯本，請瀏覽  
 Pour une version traduite de ce document, merci de visiter  
 Si w bezwen yon kopi rezime sa a nan lòt lang ale sou  
 개요의 번역본을 보시려면 다음을 방문하십시오  
 С переводом можно ознакомиться по адресу  
 Para una versión traducida de este documento, por favor visite  
 اس دستاویز کے ترجمے کے لیے براہ کرم ذیل پر جائیں  
<http://schools.nyc.gov/accountability/tools/report>

<h3>Student Progress</h3> <p><b>A</b></p> <p>40.4 out of 60 points</p> <p>The student progress grade is based on the <i>change in student scores</i> on state tests in English Language Arts and Math between 2012 and 2013, compared to other students in the City who started at the same level.</p>	<h3>Student Performance</h3> <p><b>C</b></p> <p>11.5 out of 25 points</p> <p>The student performance grade is based on the results of students in your school on 2013 state tests in English Language Arts and Math. Middle school scores also take students passing core courses into account.</p>	<h3>School Environment</h3> <p><b>B</b></p> <p>10.9 out of 15 points</p> <p>The school environment grade is based on <i>student attendance</i> and your school's <i>NYC School Survey</i>, where parents, teachers, and students in grades 6 and older rate academic expectations, safety and respect, communication, and engagement.</p>	<h3>Closing the Achievement Gap</h3> <p>3.1 (15 points max)</p> <p>Schools receive extra points if they make exceptional gains with students with disabilities, English Language Learners, and students with the lowest proficiency citywide.</p>
--	---	---	---

The NYC School Progress Report informs families about the school's strengths and weaknesses, emphasizing how far students have come in the past year. Progress Report grades are made up of three sections: student progress, student performance, and school environment. In each section, your school's results are compared to the results of other schools serving similar students. To view your school's Progress Report in detail, visit the Progress Report website at:

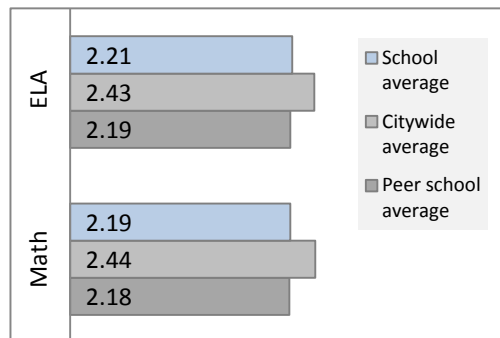
<http://schools.nyc.gov/Accountability/tools/report/default.htm>

## Overall Progress Report Grade

**B**

65.9 out of 100 points

## How well did students in this school do on this year's state exams?



### ELA

In 2013, WEST PREP ACADEMY's average score on the ELA State exam was 2.21. This was similar to the average overall citywide test score for Middle schools in 2013. Compared to other schools in the city serving students with similar characteristics, WEST PREP ACADEMY's average score was statistically similar.

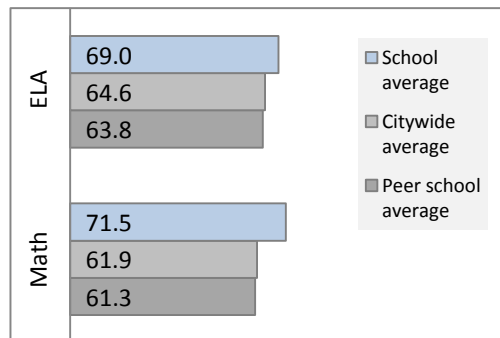
### Mathematics

In 2013, WEST PREP ACADEMY's average score on the Math State exam was 2.19. This was similar to the average overall citywide test score for Middle schools in 2013. Compared to other schools in the city serving students with similar characteristics, WEST PREP ACADEMY's average score was statistically similar.

In recent years, New York State has adopted the Common Core Learning Standards. To learn more about the Common Core standards, ask your child's teacher or visit our Common Core Library online at:

<http://schools.nyc.gov/Academics/CommonCoreLibrary/ForFamilies/default.htm>

## How much did students in this school improve compared to other schools in the city?



In order to answer this question, we looked at how much schools helped improve their students' test scores from year to year by comparing students who received similar test scores the previous year.

### ELA

Students from WEST PREP ACADEMY improved similarly to other students citywide who received similar scores the prior year. Compared to students from schools serving similar populations, the students from WEST PREP ACADEMY improved similarly from 2012 to 2013.

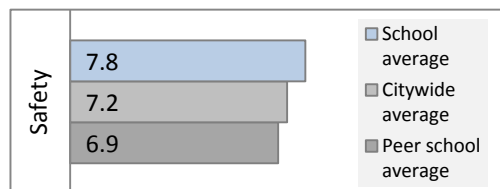
### Mathematics

Students from WEST PREP ACADEMY improved more than other students citywide who received similar scores the prior year. Compared to students from schools serving similar populations, the students from WEST PREP ACADEMY improved more from 2012 to 2013.

To learn more about how the Median Adjusted Growth Percentile is measured, visit the Progress Report website and download the Progress Report Educator's Guide at:

<http://schools.nyc.gov/Accountability/tools/report/default.htm>

## How safe is this school?



The NYC School Survey is one of the largest surveys of any kind conducted nationally. This year nearly a million responses were collected. The survey collects responses from parents, teachers and students in grades 6-12.

For questions pertaining to safety and respect, WEST PREP ACADEMY scored higher than other schools in the city. Compared to schools serving similar populations, WEST PREP ACADEMY scored higher.

For more detailed information on the NYC School Survey Report, including what questions were asked and a citywide report of the survey responses, visit the NYC School Survey website at:

<http://schools.nyc.gov/Accountability/tools/survey/default.htm>

## How can I learn more about my student's academic performance?

You can keep track of your child's daily attendance, schedule, and test scores on ARIS Parent Link at [www.arisparentlink.org](http://www.arisparentlink.org). ARIS Parent Link is available in ten languages and has information about ways to support your child in school. Contact the parent coordinator at your child's school if you have questions about logging on or need your password.

To contact your school's principal or parent coordinator, call the main office. You can reach this school's main office by calling 212-362-1674.