

**NYC School Survey
2012-2013 Report**

Principal: Dr. Marion Wilson
 School Type: Elementary School
 School DBN: 17K375

Dear Members of the School Community,

This report tells you what parents, teachers, and students said about learning conditions at your school in our annual survey. This information is designed to support a dialogue among all members of the school community on how to make the school a better place for learning.

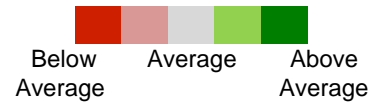
Taking the time to reflect on how well we serve children is an important step in improving our schools. I encourage schools to plan opportunities to discuss these survey results with the school community, and integrate this feedback into preparation for the school's Comprehensive Education Plan and Quality Review.

Dennis M. Walcott
 Chancellor

What do the colors mean?

These colors indicate how the survey satisfaction scores at this school compare to the satisfaction scores of all Elementary Schools this year. Green indicates scores above the average, gray indicates average, and red indicates scores below the average.

This year, constituents generally reported high levels of satisfaction across the City. Therefore, it is possible to have positive survey responses and be below average compared to other schools. Readers should consider the survey responses in this report both on their own and in the context of responses from other schools.



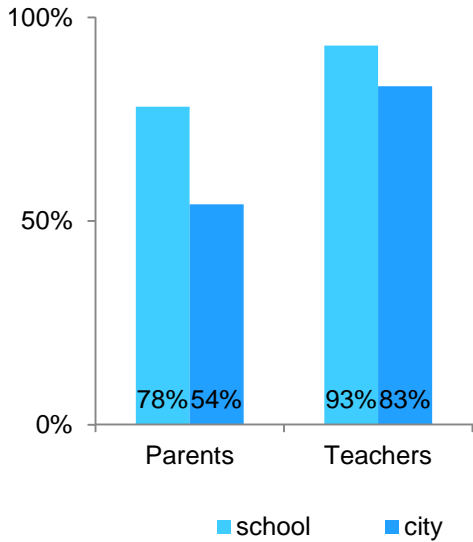
How do your school's scores compare to all Elementary Schools?

	Score out of 10	Change from last year	Citywide Average for all Elementary Schools
Academic Expectations	8.4	↓	8.3
Communication	8.5	↑	8.2
Engagement	8.2	↓	8.1
Safety & Respect	8.3	↓	8.3

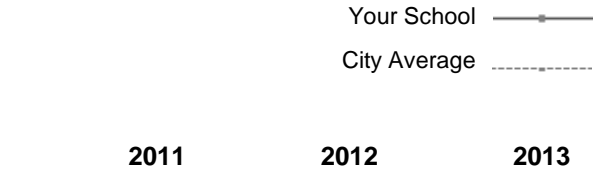
How did participants at your school respond?

	Parents	Teachers
Academic Expectations	8.1	8.8
Communication	8.0	9.1
Engagement	7.6	8.8
Safety & Respect	8.1	8.6

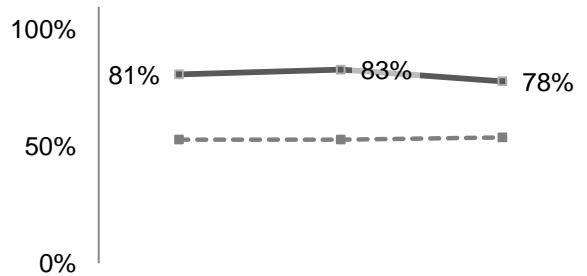
How do survey response rates at your school compare to the City average?



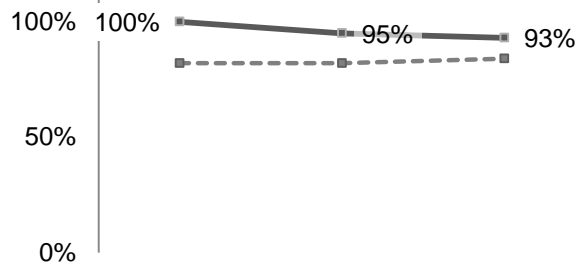
How have response rates at your school changed over time?



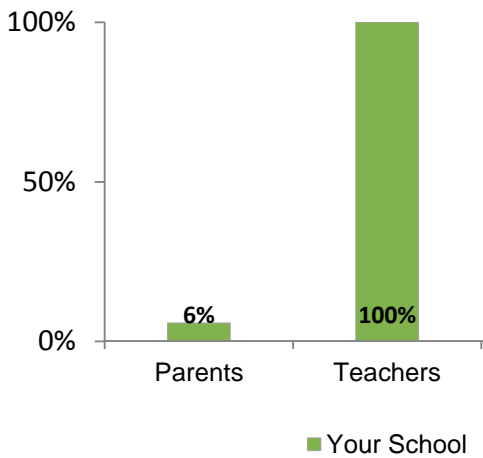
Parents



Teachers



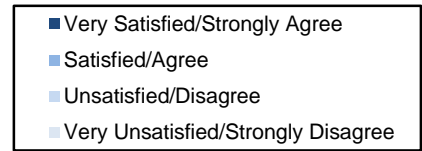
Who took the survey **online**?



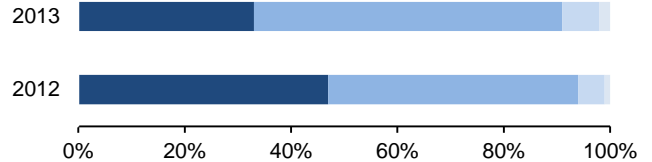
How has your school community answered certain important survey questions over time?

P

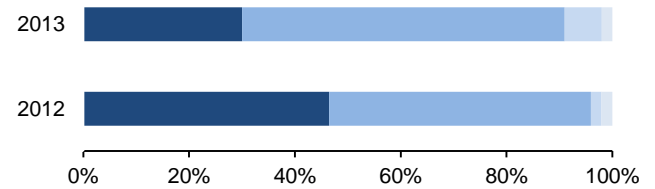
How responses of parents at your school have changed:



How satisfied are you with the education your child has received this year?



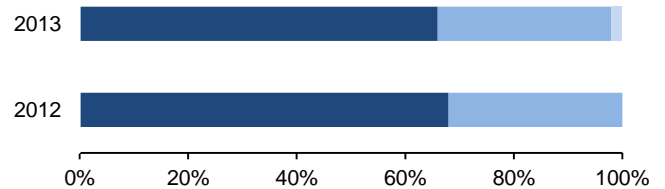
How satisfied are you with the response you get when you contact your child's school?



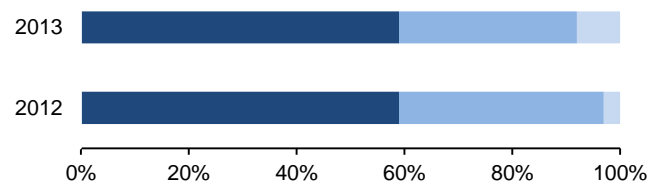
T

How responses of teachers at your school have changed:

I am safe at my school.



I would recommend my school to parents seeking a place for their child.



This report provides a summary of the responses that parents and teachers at your school provided on the 2013 NYC School Survey.

Parent survey responses are listed first, followed by teacher responses. Questions are sorted into five categories: Academic Expectations, Communication, Engagement, Safety and Respect, and questions that are not scored.¹

Responses to each question are reported as percentages. The most common response to each question is displayed in bold print.

Scores for each question are reported as a number between 0 and 10 in parentheses next to each corresponding question; the highest possible score for each question is 10.

Who took the survey at your school?

	<i>Your School</i>	<i>City Average</i>
P Parents	78% (352)	54%
T Teachers	93% (41)	83%

Please visit www.nycschoolssurvey.org to learn more about the School Survey.

P **Academic Expectations:** *Do parents feel that the school develops rigorous and meaningful academic goals that encourage students to do their best?*

<i>My child's school...</i>	Percent %			
	Strongly Agree	Agree	Disagree	Strongly Disagree
has high expectations for my child. (8.2)	41	52	6	1
gives my child meaningful assignments that help him or her learn. (8.3)	42	54	4	1
encourages my child not to give up on challenging work. (8.3)	41	55	4	0
provides my child with extra help when he or she needs it. (7.8)	35	53	10	1
is preparing my child well to be promoted to the next grade level or graduate. (8.2)	40	54	5	1
helps keep my child on track for college, career and success in life after high school. (7.7)	34	54	10	2

¹ A small number of questions that are scored for Community schools but are not scored for District 75 schools can be found within the scored sections of this report. For more information, please see the 2013 NYC School Survey Scoring Guide at www.nycschoolssurvey.org.

Your School's Question-By-Question Survey Results

School DBN:
17K375

How satisfied are you with the following?	Percent %			
	Very Satisfied	Satisfied	Dissatisfied	Very Dissatisfied
The education my child has received this year. (7.8)	33	58	7	2
The overall quality of my child's teachers this year. (8.3)	45	49	5	1

Answer this question only if your child has an Individualized Education Plan (IEP).	Percent %			
	Very Satisfied	Satisfied	Dissatisfied	Very Dissatisfied
I am satisfied with the educational planning and IEP development process at my child's school. (8.1)	46	44	6	4

Answer these questions only if your child has an Individualized Education Plan (IEP). My child's school...	Percent %			
	Strongly Agree	Agree	Disagree	Strongly Disagree
works to achieve the goals on my child's IEP. (8.3)	44	51	4	1
offers a wide enough variety of activities and services (including related services and assistive and adaptive technologies where appropriate) to help improve life outcomes for my child. (7.9)	34	57	6	3



Communication: *Do parents feel that the school provides them with information about the school's educational goals and offers appropriate feedback on each student's learning outcomes?*

My child's school...	Percent %			
	Strongly Agree	Agree	Disagree	Strongly Disagree
keeps me informed about my child's academic progress. (8.2)	38	58	4	1
keeps me informed about what my child is learning. (7.9)	36	55	8	1
keeps me informed about services for me or my child, such as tutoring, after-school programs, or workshops at school. (7.6)	34	52	12	2
communicates with me in a language that I can understand. (8.4)	45	51	3	0
gives my child regular and helpful feedback on his or her work. (8)	37	56	6	2

How satisfied are you with the following?	Percent %			
	Very Satisfied	Satisfied	Dissatisfied	Very Dissatisfied
The response I get when I contact my child's school. (7.7)	30	61	7	2

P Engagement: *Do parents feel engaged in an active and vibrant partnership to promote student learning?*

My child's school...	Percent %			
	Strongly Agree	Agree	Disagree	Strongly Disagree
makes me feel welcome. (8.1)	39	55	5	1
makes it easy for parents to attend meetings by holding them at different times of day, providing an interpreter, or in other ways. (8)	37	56	6	1
is responsive to parent feedback. (7.8)	32	59	7	2
has teachers who are interested and attentive when they discuss my child. (8.3)	41	54	4	1
offers a wide enough variety of courses, extracurricular activities and services to keep my child interested in school. (7.6)	35	51	11	3
communicates to me and my child what we need to do to prepare my child for college, career and success in life after high school. (7.5)	34	51	13	3

At my child's school...	Percent %				
	Strongly Agree	Agree	Disagree	Strongly Disagree	Don't know
students with disabilities are included in all school activities (lunch, class trips, etc.). (8.2)	31	40	4	1	25

How often during this school year have you:	Percent %			
	5 or More Times	3-4 Times	1-2 Times	Never
been invited to an event at your child's school (workshop, program, performance, etc.)? (5.5)	27	27	32	14

P Safety and Respect: *Do parents feel that the school creates a physically and emotionally secure environment in which everyone can focus on student learning?*

My child's school...	Percent %			
	Strongly Agree	Agree	Disagree	Strongly Disagree
is kept clean. (8.2)	41	53	5	1

Your School's Question-By-Question Survey Results

School DBN:
17K375

At my child's school...	Percent %				
	Strongly Agree	Agree	Disagree	Strongly Disagree	Don't Know
my child is safe. (8.2)	43	48	5	1	3
there is an adult whom my child trusts and can go to for help with a problem. (8.4)	39	51	2	1	7
teachers and staff treat all students with respect. (7.6)	32	42	9	3	13

P **Not Scored:** *These questions appeared on the survey, but answers were not scored and did not affect the School Survey or Progress Report scores.*

How much do you agree with the following statements?	Percent %			
	Strongly Agree	Agree	Disagree	Strongly Disagree
I would recommend this school to other parents.	37	52	7	4
My child's school is headed in the right direction.	34	54	8	4

At my child's school...	Percent %				
	Strongly Agree	Agree	Disagree	Strongly Disagree	Don't Know
teachers and staff treat students unfairly due to racial, cultural, or other biases.	10	17	29	22	23
students get into physical fights.	8	20	26	14	31
there is gang activity.	7	12	26	21	34
students harass or bully other students.	9	18	25	14	34
students harass or bully each other based on differences (such as race, color, ethnicity, national origin, citizenship/immigration status, religion, gender, gender identity, gender expression, sexual orientation, disability or weight).	9	12	25	20	34
students drink alcohol, use illegal drugs, or abuse prescription drugs while at school.	5	6	24	31	35

How often during this school year have you:	Percent %			
	5 or More Times	3-4 Times	1-2 Times	Never
attended a parent-teacher conference?	17	31	42	10
attended a Parent Association/Parent Teacher Association (PA/PTA) meeting?	15	19	38	28
communicated with school staff about your child's academic progress?	34	33	28	5

Your School's Question-By-Question Survey Results

School DBN:
17K375

What are the **BEST** ways for your child's school or teachers to get information to you about your child's education? (Choose all that apply.)

Percent %

9	ARIS Parent Link (arisparentlink.org)	33	E-Mail	42	Mail
68	Paper sent home with my child	16	Parent Association, Parent Teacher Association, or similar meetings	23	School staff
49	Parent teacher conferences and meetings	73	Phone	9	School website
30	Text messages				

Which of the following improvements would you **MOST** like your school to make? (Choose ONE.)

Percent %

4	More effective school leadership	15	More effective teaching	17	More hands-on learning	12	Stronger enrichment programs	3	Stronger arts programs
1	More rigorous curriculum	12	Better communication with parents	18	Smaller class size	18	More preparation for state tests	0	Less preparation for state tests



Academic Expectations: Do teachers feel that the school develops rigorous and meaningful academic goals that encourage students to do their best?

The principal at my school...

places the learning needs of children ahead of personal and political interests. (9)

Percent %			
Strongly Agree	Agree	Disagree	Strongly Disagree
62	38	0	0

School leaders...

visit classrooms to observe the quality of teaching at my school. (8.7)

Percent %			
Strongly Agree	Agree	Disagree	Strongly Disagree
54	44	2	0
66	34	0	0

place a high priority on the quality of teaching. (9.1)

Your School's Question-By-Question Survey Results

School DBN:
17K375

My school...	Percent %			
	Strongly Agree	Agree	Disagree	Strongly Disagree
sets high standards for student work in their classes. (9)	61	39	0	0
helps students reach targets for mastery of important skills and content. (8.9)	61	37	2	0
has clear measures of progress for student achievement throughout the year. (8.8)	61	34	5	0
uses assessments that are relevant to my daily instruction. (8.9)	66	29	5	0
ensures English language learners receive the same curriculum as their non-English language learner peers with appropriate supports (e.g., scaffolds, native language, culturally responsive instruction). (8.9)	61	37	2	0

In my school...	Percent %			
	Strongly Agree	Agree	Disagree	Strongly Disagree
the professional staff believe that all students can learn, including English language learners and students with disabilities. (9.3)	72	28	0	0

Teachers in my school...	Percent %			
	Strongly Agree	Agree	Disagree	Strongly Disagree
work together on teams to improve their instructional practice. (9.1)	65	35	0	0
use multiple forms of student achievement data to improve instructional decisions. (8.9)	63	35	3	0

How much do you agree with the following statement?	Percent %				
	Strongly Agree	Agree	Disagree	Strongly Disagree	Does Not Apply
I have sufficient materials, equipment, and assistive technology in good condition to teach my class(es). (8.3)	43	50	5	0	3

Your School's Question-By-Question Survey Results

School DBN:
17K375

Percent %

Only elementary school teachers need to answer these questions. My school does a good job...

	Strongly Agree	Agree	Disagree	Strongly Disagree
teaching students the <i>social and emotional skills</i> needed in middle school. (8.2)	32	66	2	0
teaching students the <i>organizational and study skills</i> needed in middle school. (8.4)	44	51	5	0
teaching students the <i>academic skills</i> needed in middle school. (8.8)	51	49	0	0
providing information about the middle school application/enrollment process to students. (8.5)	46	51	0	2

Percent %

Only middle school teachers need to answer these questions. My school does a good job...

	Strongly Agree	Agree	Disagree	Strongly Disagree
teaching students the <i>social and emotional skills</i> needed in high school. (N/A)	N/A	N/A	N/A	N/A
teaching students the <i>organizational and study skills</i> needed in high school. (N/A)	N/A	N/A	N/A	N/A
teaching students the <i>academic skills</i> needed in high school. (N/A)	N/A	N/A	N/A	N/A
providing information about the high school application/enrollment process to students. (N/A)	N/A	N/A	N/A	N/A

Percent %

Only high school teachers need to answer these questions. My school does a good job...

	Strongly Agree	Agree	Disagree	Strongly Disagree
providing students with the best courses and supports to achieve their postsecondary goals. (N/A)	N/A	N/A	N/A	N/A
supporting students who are at risk for dropping out. (N/A)	N/A	N/A	N/A	N/A
supporting students who aspire to go on to a 2- or 4- year college, career or technical training, or enter the workforce by helping them develop a plan to achieve those goals. (N/A)	N/A	N/A	N/A	N/A

T **Communication:** *Do teachers feel that the school provides them with information about the school's educational goals and offers appropriate feedback on each student's learning outcomes?*

	Percent %			
The principal at my school...	Strongly Agree	Agree	Disagree	Strongly Disagree
communicates a clear vision for our school. (9.4)	77	23	0	0
encourages open communication on important school issues. (9.2)	68	33	0	0
makes clear to the staff his or her expectations for meeting instructional goals. (9.4)	78	23	0	0
is an effective manager who makes the school run smoothly. (8.9)	60	38	3	0

	Percent %			
How much do you agree with the following statement?	Strongly Agree	Agree	Disagree	Strongly Disagree
I trust the principal at his or her word. (9.2)	69	31	0	0

	Percent %			
School leaders...	Strongly Agree	Agree	Disagree	Strongly Disagree
give me regular and helpful feedback about my teaching. (8.6)	49	49	2	0

	Percent %				
How much do you agree with the following statements?	Strongly Agree	Agree	Disagree	Strongly Disagree	Does Not Apply
My school communicates effectively with parents regarding students' behavior. (8.5)	54	41	2	2	0
My school communicates effectively with parents about their child's progress. (9.2)	68	32	0	0	0

Your School's Question-By-Question Survey Results

School DBN:
17K375

T Engagement: *Do teachers feel engaged in an active and vibrant partnership to promote learning?*

	Percent %			
	Strongly Agree	Agree	Disagree	Strongly Disagree
The principal at my school...				
understands how children learn. (9.1)	65	35	0	0
knows what's going on in my classroom. (8.9)	63	35	3	0
participates in instructional planning with teachers. (8.8)	60	35	5	0

	Percent %			
	Strongly Agree	Agree	Disagree	Strongly Disagree
School leaders...				
provide time for collaboration among teachers. (9.3)	73	28	0	0

	Percent %			
	Strongly Agree	Agree	Disagree	Strongly Disagree
My school...				
offers a wide enough variety of programs, classes and activities to keep students engaged. (8.4)	49	44	7	0
educates students with disabilities in the least restrictive environment appropriate. (8.9)	57	43	0	0

	Percent %				
	To a Great Extent	To Some Extent	To a Lesser Extent	To No Extent	Does Not Apply
To what extent do you feel supported by the following people?					
Your principal. (9.1)	75	20	5	0	0
Assistant principals at your school. (9.3)	73	28	0	0	0
Other teachers at your school. (8.6)	53	43	5	0	0

	Percent %			
	Strongly Agree	Agree	Disagree	Strongly Disagree
How much do you agree with the following statements?				
I usually look forward to each working day at my school. (8.8)	55	43	3	0
I wouldn't want to work in any other school. (7.6)	50	30	15	5
I would recommend my school to parents seeking a place for their child. (8.6)	59	33	8	0

Your School's Question-By-Question Survey Results

School DBN:
17K375

	Percent %				
	Strongly Agree	Agree	Disagree	Strongly Disagree	Does Not Apply
Overall, my professional development experiences this school year have...					
been sustained and coherently focused, rather than short-term and unrelated. (9)	63	32	2	0	2
included opportunities to work productively with colleagues in my school. (9.2)	71	24	2	0	2
provided me with content support in my subject area. (8.8)	61	32	5	0	2

	Percent %				
	Strongly Agree	Agree	Disagree	Strongly Disagree	Does Not Apply
How much do you agree with the following statements?					
This year, I received helpful training on the use of student achievement data to improve teaching and learning. (8.6)	54	41	5	0	0
Teachers and school leaders in my school use information from parents to improve instructional practices and meet student learning needs. (8.4)	46	49	5	0	0
My school encourages parents to participate in their child's education. (8.9)	61	37	2	0	0

	Percent %				
	Strongly Agree	Agree	Disagree	Strongly Disagree	Does Not Apply
At my school...					
Students with disabilities are included in all school activities (lunch, class trips, etc.). (9.3)	73	27	0	0	0

T **Safety and Respect:** *Do teachers feel that the school creates a physically and emotionally secure environment in which everyone can focus on student learning?*

	Percent %				
	Strongly Agree	Agree	Disagree	Strongly Disagree	Does Not Apply
How much do you agree with the following statement?					
I feel respected by the principal at my school. (9)	62	38	0	0	0

	Percent %				
	Strongly Agree	Agree	Disagree	Strongly Disagree	Does Not Apply
Teachers in my school...					
trust each other. (7.7)	33	55	13	0	0

Your School's Question-By-Question Survey Results

School DBN:
17K375

At my school...	Percent %			
	Strongly Agree	Agree	Disagree	Strongly Disagree
Order and discipline are maintained. (8.5)	61	29	10	0
I can get the help I need to address student behavior issues. (8.5)	54	41	2	2
I am safe. (9)	66	32	2	0
Crime and violence are a problem. (8.8)	3	5	23	70
Students are often harassed or bullied in school. (7.9)	2	12	39	46
Adults treat students with respect. (8.6)	54	41	5	0
Most students treat adults with respect. (7.7)	29	61	10	0
Most parents treat adults with respect. (7.9)	29	63	7	0
Students' use of alcohol and illegal drugs or abuse of prescription drugs is a problem at my school. (9.7)	0	0	12	88
There are conflicts based on differences (race, color, creed, ethnicity, national origin, citizenship/immigration status, religion, gender, gender identity, gender expression, sexual orientation, disability or weight). (9)	0	5	24	71
Gang activity is a problem in school. (9.1)	0	5	23	73
There is a person or a program that helps students resolve conflicts. (8.5)	51	44	5	0

How much do you agree with the following statement?	Percent %			
	Strongly Agree	Agree	Disagree	Strongly Disagree
My school is kept clean. (8.6)	54	41	5	0

T **Not Scored:** *These questions appeared on the survey, but answers were not scored and did not affect the School Survey or Progress Report scores.*

School leaders...	Percent %			
	Strongly Agree	Agree	Disagree	Strongly Disagree
publicly recognize teachers for their accomplishments.	56	44	0	0
provide teachers with leadership opportunities.	63	38	0	0

Your School's Question-By-Question Survey Results

School DBN:
17K375

Percent %

Overall, my professional development experiences this school year have....

helped me to meaningfully use technology in the classroom.

Strongly Agree

Agree

Disagree

Strongly Disagree

Does Not Apply

66

29

2

0

2

What grades do you primarily teach?

Percent %

100

Elementary (K-5)

0

Middle (6-8)

0

High (9-12)

This year, what percentage of your students had at least one parent attend your Parent-Teacher Conferences?

Percent %

17

0-25%

17

26-50%

41

51-75%

20

76-100%

5

Does Not Apply

How long have you been a teacher?

Percent %

0

Less than one year

12

1-3 years

39

4-10 years

24

11-15 years

24

More than 15 years