

(15K261)  
P.S. 261 Philip Livingston

# Elementary School Quality Snapshot

The School Quality Snapshot provides a summary of key information about this school. For more information, please see:

**School Quality Guide:** [http://schools.nyc.gov/OA/SchoolReports/2013-14/School\\_Quality\\_Guide\\_2014\\_EMS\\_K261.pdf](http://schools.nyc.gov/OA/SchoolReports/2013-14/School_Quality_Guide_2014_EMS_K261.pdf)

**Quality Review:** [http://schools.nyc.gov/OA/SchoolReports/2011-12/Quality\\_Review\\_2012\\_K261.pdf](http://schools.nyc.gov/OA/SchoolReports/2011-12/Quality_Review_2012_K261.pdf)

**NYC School Survey:** [http://schools.nyc.gov/OA/SchoolReports/2013-14/Survey\\_2014\\_K261.pdf](http://schools.nyc.gov/OA/SchoolReports/2013-14/Survey_2014_K261.pdf)

**Kindergarten Directory:** <http://nyc.gov/schools/Kindergarten>

For more information about this document, please see the Family Guide to the School Quality Snapshot:  
<http://schools.nyc.gov/NR/rdonlyres/C064A221-4600-4E0B-AD47-C1E2C0BBB633/0/FamilyGuideElementarySchool.pdf>

The School Quality Snapshot provides families with information about the quality of a school by taking a balanced look at the school's practices, environment, and performance. The report is based on multiple measures, including a review by an experienced educator, survey responses of teachers and parents, and a variety of achievement and progress measures. The report also helps families identify what the school is doing well and areas for doing better.

This report, along with the Kindergarten Directory, can help families with the school admissions process by helping them identify which schools best meet the interests and needs of their child. The Snapshot also provides useful information to families about their child's current school so that families can have meaningful conversations with school leaders about how to make the school a better place to learn.

## General Information

|                                              |                                                                                                  |
|----------------------------------------------|--------------------------------------------------------------------------------------------------|
| Address                                      | <a href="#">314 Pacific Street</a><br><a href="#">Brooklyn NY 11201</a>                          |
| Phone                                        | 718-330-9275                                                                                     |
| Website                                      | <a href="http://schools.nyc.gov/schoolportals/15/K261">schools.nyc.gov/schoolportals/15/K261</a> |
| Grades Served                                | PK,0K,01,02,03,04,05,07,SE                                                                       |
| Report Type                                  | Elementary                                                                                       |
| Enrollment                                   | 817                                                                                              |
| Student Demographics                         | Asian: 5%   Black: 27%   Hispanic: 26%   White: 38%                                              |
| English Language Learners                    | 8%                                                                                               |
| Students with Special Needs                  | 21%                                                                                              |
| Student Attendance                           | 94%                                                                                              |
| Teacher Attendance                           | 96%                                                                                              |
| Principal                                    | Zipporah Mills                                                                                   |
| Years of Principal Experience at This School | 8.8                                                                                              |
| Shared Space                                 | Yes                                                                                              |
| Admissions Methods                           | Zoned                                                                                            |

**KEY:**



**QUALITY REVIEW**

An evaluation of the school by an experienced educator based on a formal school visit. The educator observes classrooms and engages in conversations with parents, students, teachers, and school leaders to assess schoolwide practices. The Quality Review provides specific feedback to support the school's efforts. The Quality Review information displayed here reflects the most recent year that a Quality Review was conducted at this school. Some schools will not have Quality Review information if they opened within the last two years or if their most recent review took place prior to August 2010.

**Most Recent Quality Review:**

February 9-10, 2012

**Principal at Time of Review:**

Zipporah Mills

How interesting and challenging is the curriculum?



How effective is the teaching and learning?



How well does the school assess what students are learning?



How clearly are high expectations communicated to students and staff?



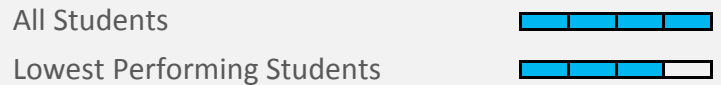
How well do teachers work with each other?



**STUDENT PROGRESS**

How much students at this school are learning each year. It is determined by comparing each student's test score in 2014 to the test scores of other students with the same test score in 2013 to see how much the student has grown academically.

**Improvement on the State English test**



**Improvement on the State math test**



**STUDENT ACHIEVEMENT**

Student performance on the State tests in English and math; and achievement in middle school after leaving this school

**40%** met State standards on the State English test; the average score at this school was 2.7 out of 4.5

City Average: 30% District Average: 44%

**45%** met State standards on the State math test; the average score at this school was 2.9 out of 4.5

City Average: 39% District Average: 53%

**94%** was the pass rate by this school's former 5th graders in their 6th grade courses in math, English, social studies, and science

City Average: 93% District Average: 95%

### SCHOOL ENVIRONMENT

What it is like to be at this school. Parent and teacher satisfaction based on the NYC School Survey.

**92%** of parents are satisfied with the education that their child has received

City Average: 94% District Average: 96%

**93%** of parents feel that the school offers a wide enough variety of courses, extracurricular activities, and services

City Average: 91% District Average: 94%

**66%** of teachers feel that order and discipline are maintained at this school

City Average: 81% District Average: 89%

**95%** of teachers agree that leaders of this school place a high priority on the quality of teaching

City Average: 92% District Average: 92%

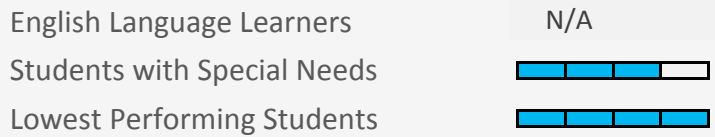
**93%** of teachers would recommend this school to parents

City Average: 81% District Average: 88%

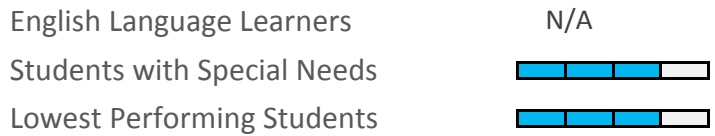
### CLOSING THE ACHIEVEMENT GAP

How well this school is serving English Language Learners, students with special needs, and students with low past performance. This is based on progress on the state test: comparing the 2014 test scores for each student to other students with the same test score in 2013 to see how much each student has grown academically.

**Improvement by student group on the State English test compared to other students who scored at the same level last year**



**Improvement by student group on the State math test compared to other students who scored at the same level last year**



**Movement of students with special needs to less restrictive environments**



**Which middle schools do students from this school most frequently attend?**

- 14% M.S. 51 William Alexander
- 11% The Math & Science Exploratory School
- 10% J.H.S. 088 Peter Rouget
- 10% M.S. 442 Carroll Gardens School for Innovation
- 6% Brooklyn School for Global Studies

