

(09X145)

J.H.S. 145 Arturo Toscanini

Middle School Quality Snapshot

The School Quality Snapshot provides a summary of key information about this school. For more information, please see:

School Quality Guide: http://schools.nyc.gov/OA/SchoolReports/2013-14/School_Quality_Guide_2014_EMS_X145.pdf

Quality Review: http://schools.nyc.gov/OA/SchoolReports/2013-14/Quality_Review_2014_X145.pdf

NYC School Survey: http://schools.nyc.gov/OA/SchoolReports/2013-14/Survey_2014_X145.pdf

Middle School Directory: <http://nyc.gov/schools/MiddleSchool>

For more information about this document, please see the Family Guide to the School Quality Snapshot:
<http://schools.nyc.gov/NR/rdonlyres/4C22F464-60D6-40A5-8436-492C409BF09A/0/FamilyGuideMiddleSchool.pdf>

The School Quality Snapshot provides families with information about the quality of a school by taking a balanced look at the school's practices, environment, and performance. The report is based on multiple measures, including a review by an experienced educator, survey responses of students, teachers, and parents, and a variety of achievement and progress measures. The report also helps families identify what the school is doing well and areas for doing better.

This report, along with the Middle School Directory, can help families with the school admissions process by helping them identify which schools best meet the interests and needs of their child. The Snapshot also provides useful information to families about their child's current school so that families can have meaningful conversations with school leaders about how to make the school a better place to learn.

General Information

Address	1000 Teller Avenue Bronx NY 10456
Phone	718-681-7219
Website	www.ms145.org
Grades Served	06,07,08,SE
Report Type	Middle
Enrollment	418
Student Demographics	Asian: 1% Black: 33% Hispanic: 64% White: 1%
English Language Learners	33%
Students with Special Needs	21%
Student Attendance	88%
Teacher Attendance	95%
Principal	David Mcintosh
Years of Principal Experience at This School	0.8
Shared Space	Yes
Admissions Methods	Zoned

SCHOOL OVERVIEW (From Directory)

We offer an academically rigorous and innovative program stressing high standards of performance, study and discipline. The Academy Program emphasizes analytical thinking skills, communication skills and independent research. All students participate in high performance-based academic core concentrations in both Mathematics and Literacy through extended blocks of time. Within a framework of academic and interdisciplinary richness, students explore a curriculum emphasizing the arts.

KEY:



QUALITY REVIEW

An evaluation of the school by an experienced educator based on a formal school visit. The educator observes classrooms and engages in conversations with parents, students, teachers, and school leaders to assess schoolwide practices. The Quality Review provides specific feedback to support the school's efforts. The Quality Review information displayed here reflects the most recent year that a Quality Review was conducted at this school. Some schools will not have Quality Review information if they opened within the last two years or if their most recent review took place prior to August 2010.

Most Recent Quality Review:

November 25, 2013

Principal at Time of Review:

David McIntosh

How interesting and challenging is the curriculum?



How effective is the teaching and learning?



How well does the school assess what students are learning?



How clearly are high expectations communicated to students and staff?




How well do teachers work with each other?



STUDENT PROGRESS

How much students at this school are learning each year. It is determined by comparing each student's test score in 2014 to the test scores of other students with the same test score in 2013 to see how much the student has grown academically.

Improvement on the State English test



Improvement on the State math test



STUDENT ACHIEVEMENT

Student performance on the State tests in English and math; course pass rates; and achievement in high school after leaving this school

7% met State standards on the State English test; the average score at this school was 2.1 out of 4.5

City Average: 27% District Average: 11%

1% met State standards on the State math test; the average score at this school was 1.9 out of 4.5

City Average: 29% District Average: 14%

65% is the average pass rate for courses in math, English, social studies, and science

City Average: 91% District Average: 86%

83% of this school's former 8th graders earn enough high school credit in 9th grade to be on track for high school graduation

City Average: 88% District Average: 84%

SCHOOL ENVIRONMENT

What it is like to be at this school. Parent, student, and teacher satisfaction based on the NYC School Survey.

78% of students feel that their school offers enough variety of programs, classes, and activities to keep them interested in school

City Average: 78% District Average: 75%

97% of parents are satisfied with the education that their child has received

City Average: 94% District Average: 94%

74% of students feel safe in the hallways, bathrooms, locker rooms, and cafeteria

City Average: 77% District Average: 73%

71% of teachers would recommend this school to parents

City Average: 78% District Average: 68%

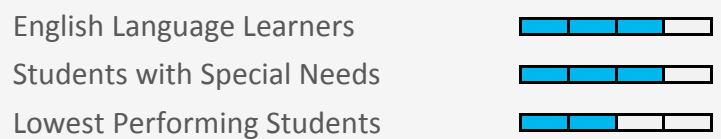
59% of students say that most students at the school treat each other with respect

City Average: 57% District Average: 54%

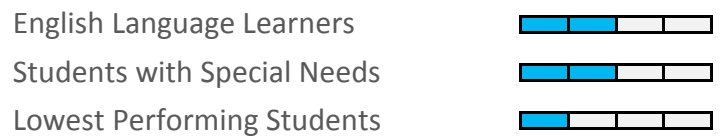
CLOSING THE ACHIEVEMENT GAP

How well this school is serving English Language Learners, students with special needs, and students with low past performance. This is based on progress on the state test: comparing the 2014 test scores for each student to other students with the same test score in 2013 to see how much each student has grown academically.

Improvement by student group on the State English test compared to other students who scored at the same level last year



Improvement by student group on the State math test compared to other students who scored at the same level last year



Movement of students with special needs to less restrictive environments



Which high schools do students from this school most frequently attend?

- 4% Health Opportunities High School
- 3% Wings Academy
- 3% Eximius College Preparatory Academy: A College Board School
- 3% Bronx International High School
- 3% Frederick Douglass Academy III Secondary School