

**NYC School Survey  
2013-2014 Report**

Principal: Edgar Rodriguez  
 School Type: High School  
 School DBN: 30Q301

Dear Members of the School Community,

The NYC School Survey Report shares parent, student, and teacher responses to the NYC School Survey. In this year's report, survey questions are organized and reported as they relate to the three broad categories of the Quality Review Rubric [Instructional Core, School Culture, and Systems for Improvement]. This report does not replace the Quality Review, but rather, the use of familiar language should help school communities use feedback to support a dialogue around school improvement.

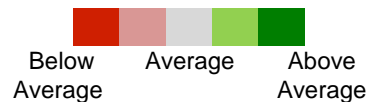
Taking the time to reflect on our school's strengths and areas for growth is an important step in improving the teaching and learning environment in our schools. Please share, discuss, and reflect upon your school's report and use the information as you plan together for the continued success of your school.

Carmen Fariña  
 Chancellor

**What do the colors mean?**

These colors indicate how survey satisfaction at this school compares to the satisfaction of all High Schools this year. Green indicates scores above the average, gray indicates average, and red indicates scores below the average.

This year, constituents generally reported high levels of satisfaction across the City. Therefore, it is possible to have positive survey responses and be below average compared to other schools. Readers should consider the survey responses in this report both on their own and in the context of responses from other schools.



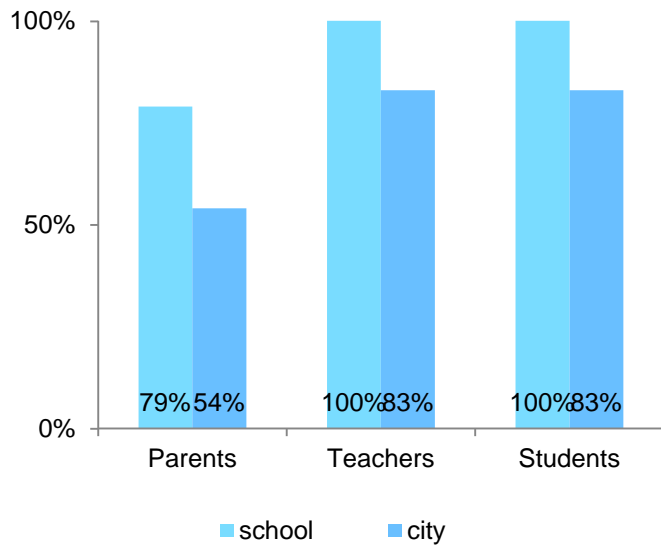
**How do your school's responses in the following categories compare to all High Schools?**

	% Satisfaction	Citywide Satisfaction Average for all High Schools
Instructional Core	95%	87%
Systems for Improvement	93%	85%
School Culture	95%	86%

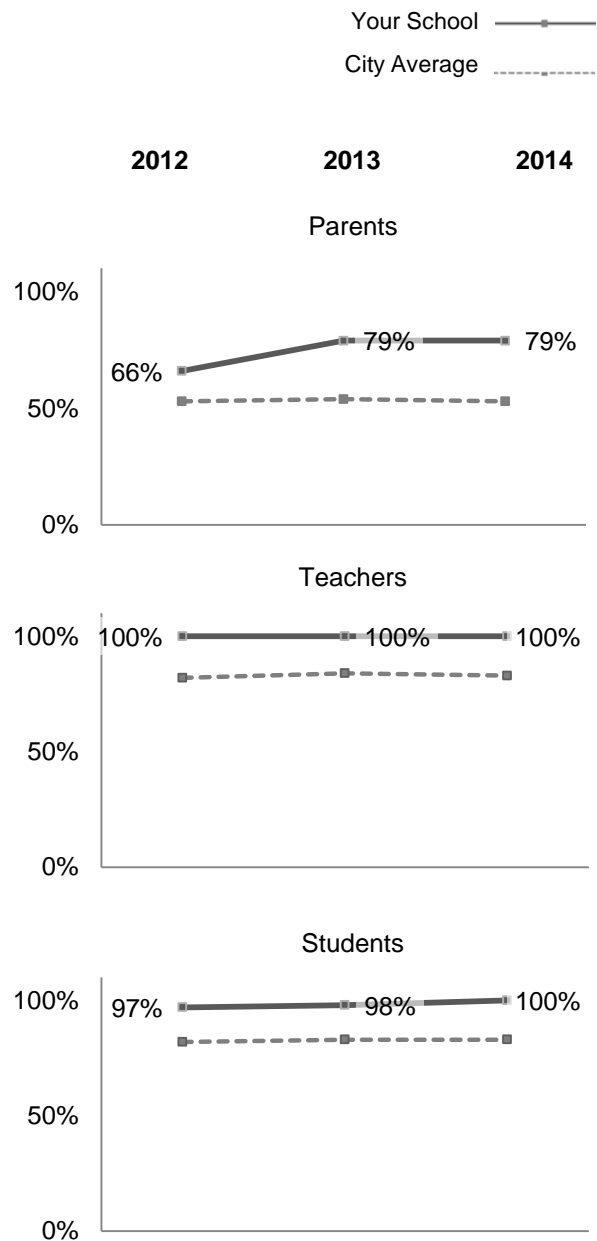
**How satisfied were participants at your school in the following categories?**

	Parents	Teachers	Students
Instructional Core	98%	95%	91%
Systems for Improvement	97%	90%	91%
School Culture	96%	96%	93%

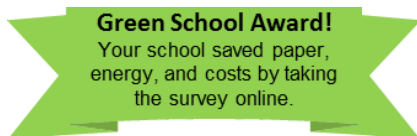
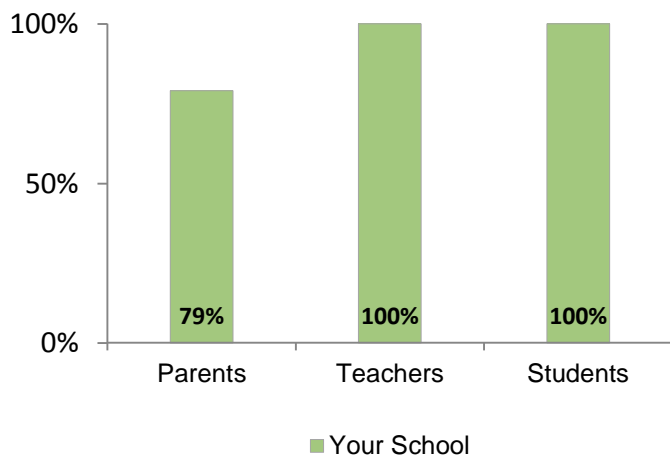
How do survey response rates at your school compare to the City average?



How have response rates at your school changed over time?



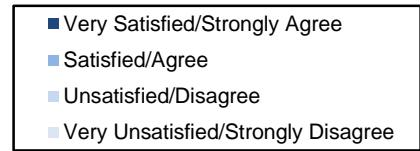
Who took the survey **online**?



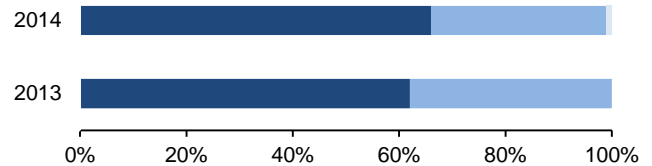
How has your school community answered certain important survey questions over time?

**P**

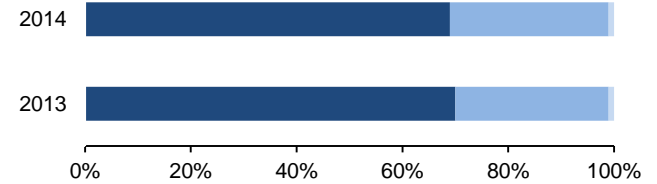
How responses of parents at your school have changed:



How satisfied are you with the education your child has received this year?



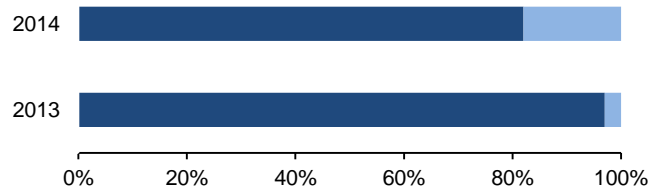
How satisfied are you with the response you get when you contact your child's school?



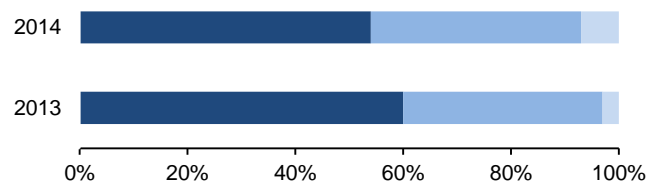
**T**

How responses of teachers at your school have changed:

I am safe at my school.



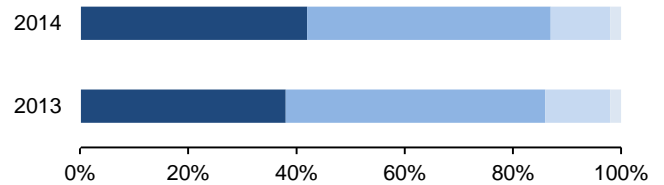
I would recommend my school to parents seeking a place for their child.



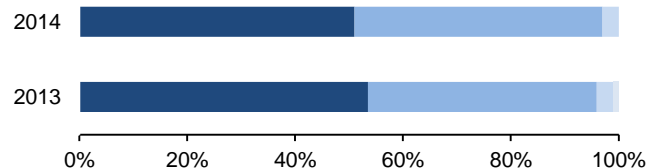
**S**

How responses of students at your school have changed:

My school offers a wide enough variety of programs, classes and activities to keep me interested in school.



I need to work hard to get good grades.



This report summarizes the responses that parents, students, and teachers at your school provided on the 2014 NYC School Survey.

Questions are sorted into four categories: Instructional Core, Systems for Improvement, School Culture, and questions that are reported for informational purposes only.<sup>1</sup> Within each category, parent survey responses are listed first followed by teacher and student responses.

Responses to each question are reported as percentages. The most common response to each question is displayed in bold print. The positive responses are reported as a percentage to the right of each question.

**Who took the survey at your school?**

	<i>Your School</i>	<i>City Average</i>
<b>P</b> Parents	79% (359)	53%
<b>S</b> Students	100% (462)	83%
<b>T</b> Teachers	100% (28)	83%

Please visit [www.nycschoolssurvey.org](http://www.nycschoolssurvey.org) to learn more about the School Survey.

**P** **Instructional Core:** *How do parents feel about the school's curriculum, instruction, and assessment practices?*

**My child's school...**

gives my child meaningful assignments that help him or her learn. (98)

	Percent %			
	Strongly Agree	Agree	Disagree	Strongly Disagree
	<b>64</b>	34	2	0

**How satisfied are you with the following?**

The education my child has received this year. (99)

	Percent %			
	Very Satisfied	Satisfied	Dissatisfied	Very Dissatisfied
	<b>66</b>	33	0	1

The overall quality of my child's teachers this year. (98)

	<b>65</b>	33	2	0
--	-----------	----	---	---

**Answer this question only if your child has an Individualized Education Plan (IEP).**

I am satisfied with the educational planning and IEP development process at my child's school. (98)

	Percent %			
	Very Satisfied	Satisfied	Dissatisfied	Very Dissatisfied
	<b>55</b>	43	0	2

**Answer this question only if your child has an Individualized Education Plan (IEP). My child's school...**

works to achieve the goals on my child's IEP. (98)

	Percent %			
	Strongly Agree	Agree	Disagree	Strongly Disagree
	<b>59</b>	40	2	0

<sup>1</sup> A small number of questions that are scored for Community schools but are not scored for District 75 schools can be found within the scored sections of this report. For more information, please see the 2013 NYC School Survey Scoring Guide at [www.nycschoolssurvey.org](http://www.nycschoolssurvey.org).

# Your School's Question-By-Question Survey Results

School DBN:  
30Q301

## T **Instructional Core:** *How do teachers feel about the school's curriculum, instruction, and assessment practices?*

The principal at my school...	Strongly Agree	Percent %		
		Agree	Disagree	Strongly Disagree
communicates a clear vision for our school. (100)	71	29	0	0
understands how children learn. (100)	64	36	0	0

School leaders...	Strongly Agree	Percent %		
		Agree	Disagree	Strongly Disagree
place a high priority on the quality of teaching. (100)	79	21	0	0

My school...	Strongly Agree	Percent %		
		Agree	Disagree	Strongly Disagree
educates students with disabilities in the least restrictive environment appropriate. (89)	54	36	11	0
has clear measures of progress for student achievement throughout the year. (100)	61	39	0	0
uses assessments that are relevant to my daily instruction. (96)	64	32	4	0
ensures English language learners receive the same curriculum as their non-English language learner peers with appropriate supports (e.g., scaffolds, native language, culturally responsive instruction). (82)	43	39	14	4

Teachers in my school...	Strongly Agree	Percent %		
		Agree	Disagree	Strongly Disagree
use multiple forms of student achievement data to improve instructional decisions. (100)	61	39	0	0

My school does a good job...	Strongly Agree	Percent %		
		Agree	Disagree	Strongly Disagree
teaching students the social and emotional skills needed to succeed in and be prepared for their next grade level (i.e., how to persist through challenges and reflect on their learning). (96)	50	46	4	0
teaching students the organizational and study skills needed to succeed in and be prepared for their next grade level. (86)	39	46	14	0

**S** **Instructional Core:** *How do students feel about the school's curriculum, instruction, and assessment practices?*

Most of the teaching staff at my school...	Percent %			
	Strongly Agree	Agree	Disagree	Strongly Disagree
help me approach challenges by suggesting new strategies that I can use. (97)	51	46	3	0
help me reflect on my strengths and learn areas that I can improve in. (97)	55	42	2	1
are teaching me the organizational skills and work habits (like note-taking and keeping track of assignments) that I need to succeed in school. (95)	54	42	4	1
make me excited about learning. (76)	22	54	16	8

**P** **Systems for Improvement:** *How do parents feel about the school's use of resources to support continuous improvement?*

My child's school...	Percent %			
	Strongly Agree	Agree	Disagree	Strongly Disagree
makes it easy for parents to attend meetings by holding them at different times of day, providing an interpreter, or in other ways. (99)	70	29	1	0
offers a wide enough variety of courses, extracurricular activities, and services to keep my child interested in school. (96)	62	35	4	0
gives my child extra help when he or she needs it. (99)	74	25	1	0
keeps me informed about my child's academic progress. (99)	78	21	1	0

**Answer this question only if your child has an Individualized Education Plan (IEP). My child's school...**

Answer this question only if your child has an Individualized Education Plan (IEP). My child's school...	Percent %			
	Strongly Agree	Agree	Disagree	Strongly Disagree
offers a wide enough variety of activities and services (including related services and assistive and adaptive technologies where appropriate) to help improve life outcomes for my child. (91)	52	39	9	0

**T** **Systems for Improvement:** *How do teachers feel about the school's use of resources to support continuous improvement?*

The principal at my school...	Strongly Agree	Percent %			Strongly Disagree
		Agree	Disagree		
knows what's going on in my classroom. (93)	<b>61</b>	32	7	0	
participates in instructional planning with teachers. (75)	36	<b>39</b>	21	4	
makes clear to the staff his or her expectations for meeting instructional goals. (100)	<b>68</b>	32	0	0	
is an effective manager who makes the school run smoothly. (96)	<b>71</b>	25	4	0	

School leaders...	Strongly Agree	Percent %			Strongly Disagree
		Agree	Disagree		
provide time for collaboration among teachers. (96)	<b>50</b>	46	4	0	
give me regular and helpful feedback about my teaching. (100)	<b>61</b>	39	0	0	

My school...	Strongly Agree	Percent %			Strongly Disagree
		Agree	Disagree		
offers a wide enough variety of programs, classes, and activities to keep students engaged. (89)	43	<b>46</b>	11	0	

Teachers in my school...	Strongly Agree	Percent %			Strongly Disagree
		Agree	Disagree		
work together on teams to improve their instructional practice. (96)	<b>64</b>	32	4	0	

Overall, my professional development experiences this school year have...	Strongly Agree	Percent %			Strongly Disagree
		Agree	Disagree		
been sustained and coherently focused, rather than short-term and unrelated. (71)	<b>43</b>	29	29	0	
included opportunities to work productively with colleagues in my school. (89)	<b>50</b>	39	11	0	
provided me with content support in my subject area. (64)	<b>43</b>	21	32	4	

# Your School's Question-By-Question Survey Results

School DBN:  
30Q301

How much do you agree with the following statements?	Percent %				
	Strongly Agree	Agree	Disagree	Strongly Disagree	Does Not Apply
Teachers and school leaders in my school use information from parents to improve instructional practices and meet student learning needs. (89)	54	32	11	0	4

I have sufficient materials, equipment, and assistive technology in good condition to teach my class(es). (96)	86	11	4	0	0
--	----	----	---	---	---

My school does a good job...	Percent %			
	Strongly Agree	Agree	Disagree	Strongly Disagree
providing students with the best courses and supports to achieve their postsecondary goals. (92)	58	35	8	0

At my school...	Percent %			
	Strongly Agree	Agree	Disagree	Strongly Disagree
there is a person or a program that helps students resolve conflicts. (96)	54	43	0	4

## **Systems for Improvement:** *How do students feel about the school's use of resources to support continuous improvement?*

Most of the teaching staff at my school...	Percent %			
	Strongly Agree	Agree	Disagree	Strongly Disagree
give me extra help when I need it. (99)	71	27	1	0

My school...	Percent %			
	Strongly Agree	Agree	Disagree	Strongly Disagree
offers a wide enough variety of programs, classes, and activities to keep me interested in school. (87)	42	45	11	2

At my school...	Percent %			
	Strongly Agree	Agree	Disagree	Strongly Disagree
there is a person or program that helps students resolve conflicts. (88)	44	44	8	4





## School Culture: How do parents feel about the school's learning environment?

My child's school...	Percent %			
	Strongly Agree	Agree	Disagree	Strongly Disagree
keeps me informed about what my child is learning. (96)	62	35	4	0
keeps me informed about services for me or my child, such as tutoring, after-school programs, or workshops at school. (99)	73	26	1	0
makes me feel welcome. (100)	79	21	0	0
communicates with me in a language that I can understand. (100)	77	23	0	0
is responsive to parent feedback. (100)	68	32	0	0
has teachers who are interested and attentive when they discuss my child. (99)	70	29	1	0
has high expectations for my child. (99)	74	25	1	0
helps keep my child on track for college, career, and success in life after high school. (98)	68	29	2	0
communicates to me and my child what we need to do to prepare my child for college, career, and success in life after high school. (97)	68	30	3	0
is kept clean. (100)	80	20	0	0

At my child's school...	Percent %				
	Strongly Agree	Agree	Disagree	Strongly Disagree	Don't Know
my child is safe. (99)	60	37	1	0	1
there is an adult whom my child trusts and can go to for help with a problem. (99)	63	32	0	0	4
students with disabilities are included in all school activities (lunch, class trips, etc.) (99)	42	26	1	0	31
teachers and staff treat all students with respect. (98)	61	32	1	0	6

How often during this school year have you:	Percent %			
	5 or More Times	3-4 Times	1-2 Times	Never
been invited to an event at your child's school (workshop, program, performance, etc.)? (50)	22	28	32	18

How satisfied are you with the following?	Percent %			
	Very Satisfied	Satisfied	Dissatisfied	Very Dissatisfied
The response I get when I contact my child's school. (99)	69	30	1	0



## School Culture: How do teachers feel about the school's learning environment?

The principal at my school...	Strongly Agree	Percent %		Strongly Disagree
		Agree	Disagree	
encourages open communication on important school issues. (96)	50	46	4	0

My school...	Strongly Agree	Percent %		Strongly Disagree
		Agree	Disagree	
sets appropriately high expectations for student work in their classes. (96)	52	44	4	0

In my school...	Strongly Agree	Percent %		Strongly Disagree
		Agree	Disagree	
the professional staff believe that <b>all</b> students can learn, including English language learners and students with disabilities. (100)	70	30	0	0

To what extent do you feel supported by the following people?	Percent %				Does Not Apply
	To a Great Extent	To Some Extent	To a Lesser Extent	To No Extent	
Your principal. (100)	61	39	0	0	0
Assistant principals at your school. (86)	64	21	14	0	0
Other teachers at your school. (96)	82	14	4	0	0

Teachers in my school...	Strongly Agree	Percent %		Strongly Disagree
		Agree	Disagree	
trust each other. (93)	68	25	7	0

# Your School's Question-By-Question Survey Results

School DBN:  
30Q301

How much do you agree with the following statements?	Percent %			
	Strongly Agree	Agree	Disagree	Strongly Disagree
I usually look forward to each working day at my school. (89)	43	<b>46</b>	11	0
I wouldn't want to work in any other school. (75)	36	<b>39</b>	25	0
I would recommend my school to parents seeking a place for their child. (93)	<b>54</b>	39	7	0

How much do you agree with the following statements?	Percent %				
	Strongly Agree	Agree	Disagree	Strongly Disagree	Does Not Apply
My school communicates effectively with parents regarding students' behavior. (100)	<b>82</b>	18	0	0	0
My school communicates effectively with parents about their child's progress. (100)	<b>89</b>	11	0	0	0
My school encourages parents to participate in their child's education. (100)	<b>85</b>	15	0	0	0

At my school...	Percent %			
	Strongly Agree	Agree	Disagree	Strongly Disagree
order and discipline are maintained. (100)	<b>57</b>	43	0	0
I can get the help I need to address student behavior issues. (100)	<b>68</b>	32	0	0
I am safe. (100)	<b>82</b>	18	0	0
crime and violence are a problem. (93)	0	7	29	<b>64</b>
students are often harassed or bullied in school. (96)	0	4	<b>54</b>	43
adults treat students with respect. (100)	<b>64</b>	36	0	0
most students treat adults with respect. (96)	32	<b>64</b>	4	0
students with disabilities are included in all school activities (lunch, class trips, etc.). (100)	<b>75</b>	25	0	0

# Your School's Question-By-Question Survey Results

School DBN:  
30Q301

At my school...	Percent %			
	Strongly Agree	Agree	Disagree	Strongly Disagree
students' use of alcohol and illegal drugs or abuse of prescription drugs is a problem at my school. (82)	0	18	54	29
there are conflicts based on differences (race, color, creed, ethnicity, national origin, citizenship/immigration status, religion, gender, gender identity, gender expression, sexual orientation, disability or weight). (100)	0	0	36	64
gang activity is a problem in school. (100)	0	0	18	82

How much do you agree with the following statement?	Percent %			
	Strongly Agree	Agree	Disagree	Strongly Disagree
My school is kept clean. (100)	71	29	0	0

My school does a good job...	Percent %			
	Strongly Agree	Agree	Disagree	Strongly Disagree
providing information about the application/enrollment process to their next school level (middle, high, or college) to students. (100)	64	36	0	0
supporting students who are at risk for dropping out. (100)	81	19	0	0
supporting students who aspire to go on to a 2- or 4- year college, career or technical training, or enter the workforce by helping them develop a plan to achieve those goals. (96)	73	23	4	0

## School Culture: How do students feel about the school's learning environment?

Most of the teaching staff at my school...	Percent %			
	Strongly Agree	Agree	Disagree	Strongly Disagree
believe that all students can do well in school. (97)	55	41	3	1

Most adults at my school...	Percent %			
	Strongly Agree	Agree	Disagree	Strongly Disagree
that I see every day know my name or who I am. (94)	56	38	5	1
care about me. (92)	37	55	7	1
help keep me on track for college or career. (94)	46	48	5	2

# Your School's Question-By-Question Survey Results

School DBN:  
30Q301

**If you are a student in grades 9-12, ANSWER this question. If you are a student in grades 6-8, SKIP this question.**

There is an adult who is helping me plan for my next steps after graduation (career planning, college selection and application process, financial aid process, etc.) (92)

Percent %				
Strongly Agree	Agree	Disagree	Strongly Disagree	
55	38	7	1	

**At my school...**

I need to work hard to get good grades. (97)

Percent %				
Strongly Agree	Agree	Disagree	Strongly Disagree	
51	46	3	0	

I feel welcome. (93)

55	38	5	1	
----	----	---	---	--

**At my school...**

I am safe in my classes. (97)

Percent %				
Strongly Agree	Agree	Disagree	Strongly Disagree	
60	37	2	1	

I am safe in the hallways, bathrooms, locker rooms, and cafeteria. (96)

54	42	4	1	
----	----	---	---	--

I am safe on school property outside the school building. (96)

51	45	3	1	
----	----	---	---	--

there are clear consequences for breaking the rules. (91)

45	46	8	1	
----	----	---	---	--

there is an adult whom I trust and can go to for help with a problem. (90)

51	38	7	3	
----	----	---	---	--

**At my school...**

students with disabilities are included in all school activities (lunch, class trips, etc.). (99)

Percent %					
Strongly Agree	Agree	Disagree	Strongly Disagree	Don't Know	
49	31	1	0	18	

most adults treat all students with respect. (89)

37	46	8	3	6	
----	----	---	---	---	--

**Most students at my school...**

treat each other with respect. (81)

Percent %				
Strongly Agree	Agree	Disagree	Strongly Disagree	
21	59	16	4	

treat adults with respect. (83)

21	62	14	3	
----	----	----	---	--

respect students who get good grades. (87)

32	55	10	3	
----	----	----	---	--

# Your School's Question-By-Question Survey Results

School DBN:  
30Q301

My school...	Percent %			
	Strongly Agree	Agree	Disagree	Strongly Disagree
is kept clean. (96)	53	43	3	0

At my school...	Percent %			
	None of the Time	Some of the Time	Most of the Time	All of the Time
students drink alcohol, use illegal drugs, or abuse prescription drugs while at school. (88)	50	38	8	4
students get into physical fights. (97)	36	62	2	1
students harass or bully other students. (92)	56	36	5	3
students harass or bully each other based on differences (such as race, color, ethnicity, national origin, citizenship/immigration status, religion, gender, gender identity, gender expression, sexual orientation, disability or weight). (95)	67	27	4	2
there is gang activity. (99)	94	4	0	1

**P** **Informational Questions:** *These questions appeared on the survey, but answers did not affect the reported level of satisfaction on the front page of the NYC School Survey Report.*

How much do you agree with the following statements?	Percent %			
	Strongly Agree	Agree	Disagree	Strongly Disagree
I would recommend this school to other parents.	78	21	1	0
My child's school is headed in the right direction.	75	24	1	0

How often during this school year have you:	Percent %			
	5 or More Times	3-4 Times	1-2 Times	Never
attended a parent-teacher conference?	17	49	32	1
attended a Parent Association/Parent Teacher Association (PA/PTA) meeting?	11	16	27	46
communicated with school staff about your child's academic progress?	43	41	14	2

# Your School's Question-By-Question Survey Results

School DBN:  
30Q301

At my child's school...	Percent %				
	Strongly Agree	Agree	Disagree	Strongly Disagree	Don't Know
teachers and staff treat students <b>unfairly</b> due to racial, cultural, or other biases.	5	4	22	<b>56</b>	14
students get into physical fights.	3	6	24	<b>38</b>	28
there is gang activity.	3	2	20	<b>49</b>	27
students harass or bully other students.	3	5	23	<b>41</b>	27
students harass or bully each other based on differences (such as race, color, ethnicity, national origin, citizenship/immigration status, religion, gender, gender identity, gender expression, sexual orientation, disability or weight).	4	4	22	<b>43</b>	27
students drink alcohol, use illegal drugs, or abuse prescription drugs while at school.	3	7	18	<b>42</b>	30

## What are the **BEST** ways for your child's school or teachers to get information to you about your child's education? (Choose all that apply.)

Percent %

13 ARIS Parent Link (arisparentlink.org)	<b>80</b> E-Mail	37 Mail
31 Paper sent home with my child	18 Parent Association, Parent Teacher Association, or similar meetings	21 School staff
55 Parent teacher conferences and meetings	71 Phone	24 School website
48 Text messages		

## Which of the following improvements would you **MOST** like your school to make? (Choose ONE.)

Percent %

4 More effective school leadership	4 More effective teaching	15 More hands-on learning	16 Stronger enrichment programs	14 Stronger arts programs
6 More rigorous curriculum	6 Better communication with parents	13 Smaller class size	17 More preparation for state tests	4 Less preparation for state tests

## My child's school...

My child's school...	Percent %			
	Strongly Agree	Agree	Disagree	Strongly Disagree
helps me understand what the Common Core Learning Standards mean for my child...	41	<b>47</b>	10	2

# Your School's Question-By-Question Survey Results

School DBN:  
30Q301

**T** **Informational Questions:** *These questions appeared on the survey, but answers did not affect the reported level of satisfaction on the front page of the NYC School Survey Report.*

School leaders...	Percent %			
	Strongly Agree	Agree	Disagree	Strongly Disagree
publicly recognize teachers for their accomplishments.	32	54	14	0
provide teachers with leadership opportunities.	59	37	4	0

Overall, my professional development experiences this school year have...	Percent %			
	Strongly Agree	Agree	Disagree	Strongly Disagree
helped me shift my practice to align to the Common Core Learning Standards.	46	36	18	0
helped me to meaningfully use technology in the classroom.	46	36	18	0

What grades do you primarily teach?					Percent %
0	Elementary (K-5)	0	Middle (6-8)	100	High (9-12)

This year, what percentage of your students had at least one parent attend your Parent-Teacher Conferences?						Percent %			
0	0-25%	0	26-50%	0	51-75%	96	76-100%	4	Does Not Apply

How long have you been a teacher?								Percent %	
4	Less than one year	36	1-3 years	50	4-10 years	7	11-15 years	4	More than 15 years

How much do you agree with the following statement?	Percent %				
	Strongly Agree	Agree	Disagree	Strongly Disagree	Does Not Apply
Teachers at my school understand the key shifts in pedagogy that the Common Core Learning Standards require.	43	36	14	0	7



# Your School's Question-By-Question Survey Results

School DBN:  
30Q301

## Which of the following tools do you use to assist you in the transition to the Common Core Learning Standards? (check all that apply)

				Percent %	
25	Tasks, units, and student work on the Common Core Library	29	PD activities on the Common Core Library	11	The Common Core-aligned Periodic Assessments available in SchoolNet
25	NYC Performance Assessments used as a Measure of Student Learning for teacher evaluation	4	3rd party assessments used as a Measure of Student Learning for teacher evaluation	29	Resources on the Engage NY website
46	School designed curriculum resources	0	K-8 ELA and Math Core Curriculum resources	18	Other publisher created curriculum resources
7	ARIS Learn Learning Opportunities (e.g. PD activities) and ARIS Learn resources (e.g. self-assessments and learning plans)	46	Other resources not listed above		

## Which content areas do you teach?

				Percent %	
14	Social Studies	11	Science	18	ELA
21	Math	0	All Subjects (e.g., elementary, self-contained)	39	Other

## To what extent do your students engage in the following activities in math?

	Percent %			
	Often	Sometimes	Rarely	Students don't do this type of assignment
Students complete calculations with accuracy and speed.	0	83	17	0
Students write or speak about their understanding of math concepts.	50	50	0	0
Students apply math concepts to real-world situations.	17	50	33	0
Students learn content from the major work of the grade.	33	50	17	0
Students use other students as a resource for understanding content and checking their thinking.	50	33	17	0

# Your School's Question-By-Question Survey Results

School DBN:  
30Q301

To what extent do your students engage in the following activities in science?	Percent %			
	Often	Sometimes	Rarely	Students don't do this type of assignment
Students read informational texts.	0	67	33	0
Students use evidence from text in written assignments.	33	33	33	0
Students use evidence from text during discussion.	33	33	33	0
Students read grade-appropriate texts.	33	0	67	0
Students build knowledge from text.	33	0	67	0
Students understand academic vocabulary	67	33	0	0
Students use other students as a resource for understanding content and checking their thinking.	67	33	0	0

To what extent do your students engage in the following activities in ELA?	Percent %			
	Often	Sometimes	Rarely	Students don't do this type of assignment
Students read informational texts.	100	0	0	0
Students use evidence from text in written assignments.	100	0	0	0
Students use evidence from text during discussion.	100	0	0	0
Students read grade-appropriate texts.	100	0	0	0
Students build knowledge from text.	75	25	0	0
Students understand academic vocabulary	0	100	0	0
Students use other students as a resource for understanding content and checking their thinking.	50	25	25	0

# Your School's Question-By-Question Survey Results

School DBN:  
30Q301

## To what extent do your students engage in the following activities in literacy?

	Percent %			Students don't do this type of assignment
	Often	Sometimes	Rarely	
Students read informational texts.	43	43	0	14
Students use evidence from text in written assignments.	60	13	7	20
Students use evidence from text during discussion.	60	20	7	13
Students read grade-appropriate texts.	67	13	0	20
Students build knowledge from text.	67	13	7	13
Students understand academic vocabulary	40	47	0	13
Students use other students as a resource for understanding content and checking their thinking.	67	27	0	7

## How much do you agree with the following statement?

	Percent %			Strongly Disagree
	Strongly Agree	Agree	Disagree	
Families at my school understand what the Common Core Learning Standards mean for their child.	14	36	46	4

## How much do you agree with the following statement?

	Percent %			Strongly Disagree
	Strongly Agree	Agree	Disagree	
In my school, the teachers who are the most effective are recognized for their exemplary performance.	39	36	25	0
This school year, I have received feedback on my practice that helped me to improve my instructional performance.	64	36	0	0
This school year, I have received feedback on my practice that helped me to integrate Common Core Learning Standards into my instruction.	46	25	29	0
We spend too much time administering assessments.	15	37	37	11

# Your School's Question-By-Question Survey Results

School DBN:  
30Q301

How useful are the following assessments in helping you make adjustments to instruction?	Percent %			
	Very Useful	Somewhat Useful	Not Useful	I don't use this type of assessment
Classroom-based checks for understanding	82	18	0	0
School/publisher designed end of unit assessments	14	21	18	46
Baseline assessments provided by Periodic Assessment	29	18	11	43
Benchmark assessments provided by Periodic Assessment	36	18	7	39
State assessments	14	50	14	21
NYC Performance Assessments used as a Measure of Student Learning for teacher evaluation	11	14	21	54
3rd party assessments used as a Measure of Student Learning for teacher evaluation	7	11	11	70

To what extent did PD at your school focus on the following areas?	Percent %				
	To a great extent	To some extent	To a lesser extent	To no extent	Does not apply
Shifts in classroom instruction	39	32	14	11	4
Danielson Framework and Measures of Teacher Practice	64	32	4	0	0
Measures of Student Learning	43	25	25	4	4
Access for all learners	39	21	14	25	0
The school's instructional focus	52	37	11	0	0
Common Core-aligned curriculum	39	32	18	11	0

# Your School's Question-By-Question Survey Results

School DBN:  
30Q301

Please indicate the extent to which you agree with each of the following statements about the impact the Danielson Framework for Teaching has had on your work compared to previous years.

	Percent %			
	Strongly Agree	Agree	Disagree	Strongly Disagree
I have been observed more frequently this school year.	70	30	0	0
I am receiving more frequent feedback about my performance.	68	32	0	0
I am receiving more actionable feedback about my performance.	57	36	7	0
I am collaborating with my school staff more often.	46	46	7	0
I have a better understanding of my performance expectations.	50	39	11	0
I am receiving professional development that is more tailored to my development needs.	29	36	29	7
I am analyzing and discussing student data with my school staff more often.	43	32	25	0
I am having more conversations about instructional practice.	46	39	14	0
The Framework for Teaching is helping to establish a common language for talking about teaching at my school.	32	50	18	0

Please indicate how useful you have found the following supports or tools as you have begun implementation of Advance this year:

	Percent %				
	Extremely Useful	Useful	Somewhat useful	Not useful	N/A- I have not
Reading the Advance Guide for Educators	0	7	0	0	93
Using professional development resources on ARIS Learn	4	15	4	4	74
Communications from the NYC DOE about Advance in I Teach NYC	0	7	4	0	89
Using the Advance Intranet page to access resources (webinars, handbooks, etc.) and answers to questions (FAQ, etc.)	0	8	4	0	88
Support from the Advance Help Desk (AdvanceSupport@schools.nyc.gov)	0	4	4	0	93
Conversations with my principal or assistant principal	46	11	7	0	36
Conversations with colleagues at my school	39	18	7	0	36
School-based meetings and/or PD sessions (e.g. grade team or department meetings, conference days, faculty conferences, etc.)	37	11	15	0	37
Centrally-led trainings (e.g., Danielson Group sessions)	7	15	7	0	70

# Your School's Question-By-Question Survey Results

School DBN:  
30Q301

**S** **Informational Questions:** *These questions appeared on the survey, but answers were did not affect the reported level of satisfaction on the front page of the NYC School Survey Report.*

My school...	Percent %			
	Strongly Agree	Agree	Disagree	Strongly Disagree
offers opportunities for me to be physically active before, during and after school.	52	42	4	1

During this school year, how often have your teachers asked you to...	Percent %			
	Often	Sometimes	Rarely	We don't do this kind of assignment
be part of a discussion where you had to use evidence from something you read to defend your own opinion or ideas?	77	21	1	0
complete a writing assignment or research project where you had to use evidence from something you read to defend your own opinion or ideas?	79	19	1	0
complete a writing assignment or research project using more than one source of information (such as books, newspapers, technology or other materials)?	72	26	1	1
complete a math task that required you to explain your thinking?	66	29	4	1
complete a complex or multi-step math problem that took most of the class period to solve?	48	27	19	6
use computers (laptops, tablets, desktops, etc.) during the school day to complete a task or assignment, such as typing up responses, online research or computer-based exercises?	73	25	2	1

These questions are about activities that you do during class time. (Please mark all that apply.)	Percent %			
	Art	Dance	Music	Theatre
During this school year I have taken one or more classes in...	30	4	4	26
During this school year I was offered but did NOT take a class in...	10	32	15	21
During this school year I was NOT offered a class in...	47	50	64	40

These questions are about activities that you do outside of class time. (Please mark all that apply.)	Percent %			
	Art	Dance	Music	Theatre
During this school year I participated in the following activities before or after school or during free periods...	23	6	6	19
During this school year the following activities were offered before or after school or during free periods but I did NOT participate...	15	36	18	28
During this school year the following activities were NOT offered to me before or after school or during free periods...	43	41	51	30