

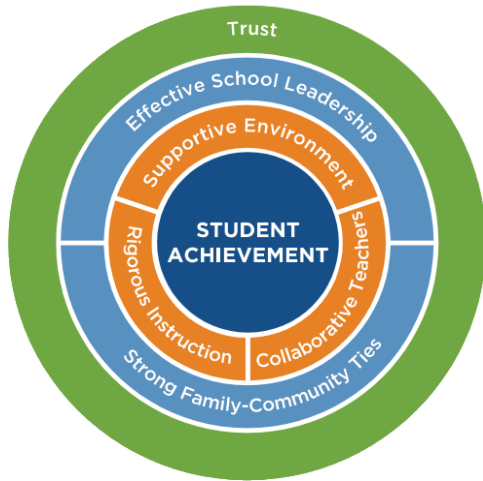
2014-15 School Quality Snapshot / MS

<http://schools.nyc.gov/schoolportals/31/R028/>

The Eagle Academy For Young Men Of Staten Island (31R028)

Framework for Great Schools

Research shows that schools strong in the six areas are far more likely to improve student learning.



Rigorous Instruction	<i>see page 3</i>
Collaborative Teachers	<i>see page 3</i>
Supportive Environment	<i>see page 3</i>
Effective School Leadership	<i>see page 4</i>
Strong Family-Community Ties	<i>see page 4</i>
Trust	<i>see page 4</i>

Student Achievement *see page 2*

School Overview

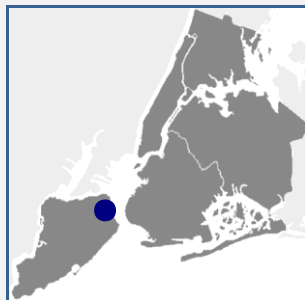
Eagle Staten Island prepares all students to read, write, compute, speak well, and behave in socially acceptable ways. We are committed to meeting the needs of our students and providing them with the required support services to develop Confidence, Leadership, Effort, Academic Excellence and Resilience; the Core Values of our school (C.L.E.A.R.). Our scholars complete a challenging and interdisciplinary curriculum and are required to develop their critical thinking, problem solving, and questioning skills. Parents love our family-like atmosphere where staff members know them and each student personally. We believe that our young men are best developed in a structured environment, surrounded by dedicated educators, supportive parents, and actively engaged mentors.

KEY:

Excellent Good Fair Poor

General Information

Principal: Jermaine Cameron
 Grades served: 06,07,08,SE
 Enrollment: 62
 Shared Space: Yes
 Admissions methods: Limited Unscreened



[101 Warren Street](#)

Staten Island, NY 10304
 718-727-6201

Student Demographics

Asian: 10% | Black: 53% | Hispanic: 32% | White: 5%
 English Language Learners: 3%
 Student with Special Needs: 34%

Staff Experience

Years of principal experience at this school: 1
 % of teachers with 3 or more years of experience: 83%

Attendance

Student Attendance: 93% | Students Chronically Absent: 23%
 Teacher Attendance: 97%

Activities and Sports

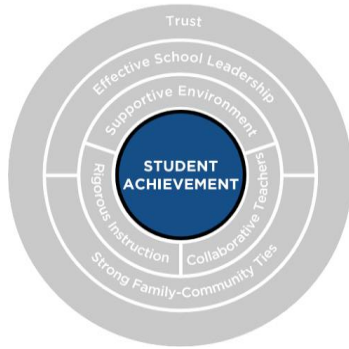
94% of students feel that this school offers a wide enough variety of programs, classes, and activities to keep them interested in school

Extracurricular Activities

Chess Club, Eagle Chorus Club, Robotics Team, Eagle Extended Day Program, Advisory, Summer Bridge Program, Mentoring

CHAMPS Sports

Boys: N/A
Girls: N/A
Co-Ed: N/A



Student Achievement This section presents information on this school's state test results, including student growth and performance, how students performed in core courses, and how well students are prepared for high school.

Growth on State Tests

English

How well did this school help students improve on their State English tests?

All Students at this School	N/A
School's Lowest Performing Students	N/A

Math

How well did this school help students improve on their State math tests?

All Students at this School	N/A
School's Lowest Performing Students	N/A

Closing the Achievement Gap

How well did this school help different groups of students improve on their State English and math tests?

	English	Math
English Language Learners	N/A	N/A
Students with Special Needs	N/A	N/A
City's Lowest Performing Students	N/A	N/A

Performance on State Tests

English

16%

met State standards on the State English test; the average score at this school was 2.4 out of 4.5

City: 30%
District: 39%
Comparison Group*: 16%

Math

19%

met State standards on the State math test; the average score at this school was 2.4 out of 4.5

City: 31%
District: 34%
Comparison Group*: 19%

At this school, how did students from different starting points in 5th grade perform on state tests in 8th grade?

English			
Starting Point (5th grade level)	8th Grade Outcomes (on state ELA test)	City	
Level 3 or 4	N/A scored 3 or 4	70%	
Level 2	N/A scored 3 or 4	28%	
Level 1	N/A scored 2, 3, or 4	42%	

Math			
Starting Point (5th grade level)	8th Grade Outcomes (on state math test)	City	
Level 3 or 4	N/A scored 3 or 4	57%	
Level 2	N/A scored 3 or 4	14%	
Level 1	N/A scored 2, 3, or 4	30%	

Passing Courses

Core Courses

93%

pass rate by this school's students in their math, English, social studies, and science classes

City: 92%
District: 96%
Comparison Group*: 87%

Next Level Readiness

N/A

of this school's former 8th graders earned enough high school credit in 9th grade to be on track for graduation

City: 87%
District: 88%
Comparison Group*: N/A

Which high schools did students from this school most frequently attend?

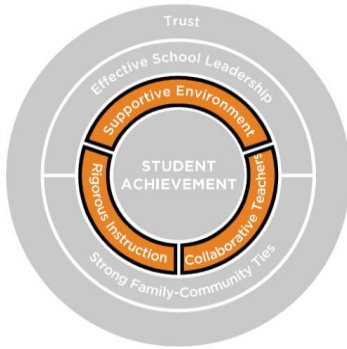
N/A

KEY:



*Comparison Group is made up of students from other schools across the city who were the most similar to the students at this school, based on their incoming test scores, disability status, economic need, and over-age status. Comparing the school's result to the "comparison group" result provides insight on how well the school is helping its students in light of their starting points and the challenges that they face.

The section ratings are based on more information than what is included in this summary report. For more information, please see: <http://schools.nyc.gov/Accountability>



¹ Quality Review

Ratings from an experienced educator who visited and evaluated the school on May 21, 2015

² Survey Response Rates

Teachers: 100%
Parents: 82%
Students: 98%

KEY:



Rigorous Instruction

Curriculum and instruction are designed to engage students, foster critical thinking skills, and are aligned to the Common Core.

Quality Review ¹

How interesting and challenging is the curriculum?



How effective is the teaching and learning?



How well does the school assess what students are learning?



Survey ²

93%

responded positively to questions about Rigorous Instruction

City: 87%
District: 88%

Selected Questions

- 96% of students say that they learn a lot from feedback on their work (City: 87%)
- 100% of students know what their teacher wants them to learn in class (City: 92%)
- 100% of teachers say that students build on each other's ideas during class discussions (City: 80%)

Collaborative Teachers

Teachers participate in opportunities to develop, grow, and contribute to the continuous improvement of the school community.

Quality Review

How well do teachers work with each other?



Survey

87%

responded positively to questions about Collaborative Teachers

City: 88%
District: 89%

Selected Questions

- 100% of teachers say that they work together to design instructional programs (City: 92%)
- 86% of teachers say that they have opportunities to work productively with colleagues in their school (City: 87%)
- 86% of teachers say that they feel responsible that all students learn (City: 88%)

Supportive Environment

The school establishes a culture where students feel safe, challenged to grow, and supported to meet high expectations.

Quality Review

How clearly are high expectations communicated to students and staff?



Less Restrictive Environment

Movement of students with special needs to less restrictive environments

N/A

Survey

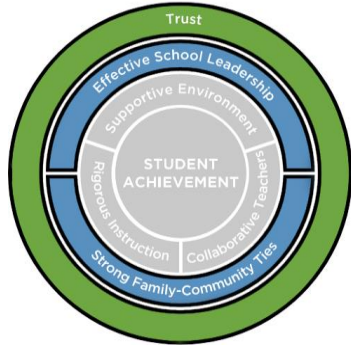
91%

responded positively to questions about Supportive Environment

City: 85%
District: 84%

Selected Questions

- 94% of students feel safe in the hallways, bathrooms, locker room, and cafeteria (City: 84%)
- 87% of students say that teachers notice when they are upset or having emotional difficulty (City: 75%)
- 96% of students say that the school provides useful information about the HS application and enrollment process (City: 89%)



Effective School Leadership

School leadership inspires the school community with a clear instructional vision and effectively distributes leadership to realize this vision.

Survey ²

90%

responded positively to questions about Effective School Leadership

City: 83%
District: 83%

Selected Questions

- 86% of teachers say that the principal communicates a clear vision for this school (City: 90%)
- 100% of teachers say that curriculum and instruction are well coordinated across different grade levels (City: 84%)
- 98% of parents feel that the principal works to create a sense of community in the school (City: 91%)

Strong Family-Community Ties

The school forms effective partnerships with families and outside organizations to improve the school.

Survey

87%

responded positively to questions about Strong Family-Community Ties

City: 79%
District: 75%

Selected Questions

- 98% of parents say that school staff regularly communicate with them about how the staff can help their children learn (City: 90%)
- 100% of parents feel that teachers try to understand families' problems and concerns (City: 92%)
- 86% of teachers say that teachers at this school work closely with families to meet students' needs (City: 94%)

Trust

Relationships between administrators, educators, students, and families are based on trust and respect.

Survey

91%

responded positively to questions about Trust

City: 90%
District: 89%

Selected Questions

- 86% of teachers say that they trust the principal (City: 86%)
- 83% of teachers say that they trust each other (City: 87%)
- 100% of parents say that school staff work hard to build trusting relationships with them (City: 92%)
- 96% of students say that teachers treat them with respect (City: 86%)

Additional Information

This report is intended to provide a useful summary of school information, but it does not cover everything.

To learn more, parents are encouraged to review additional resources, such as the School Directory, the School Quality Guide, the Quality Review, and the NYC School Survey, and to speak with members of the school community.

² Survey Response Rates

Teachers: 100%
Parents: 82%
Students: 98%

KEY:



For more information on this document: [#http://schools.nyc.gov/NR/rdonlyres/F75142FB-AC20-46B0-BFF3-B6F3B05B88A3/0/SnapshotFamilyGuideMS2015.pdf#](http://schools.nyc.gov/NR/rdonlyres/F75142FB-AC20-46B0-BFF3-B6F3B05B88A3/0/SnapshotFamilyGuideMS2015.pdf#)

School Quality Guide: http://schools.nyc.gov/OA/SchoolReports/2014-15/School_Quality_Guide_2015_EMS_R028.pdf
 Quality Review: http://schools.nyc.gov/OA/SchoolReports/2014-15/Quality_Review_2015_R028.pdf
 NYC School Survey: http://schools.nyc.gov/OA/SchoolReports//2014-15/Survey_2015_R028.pdf
 NYC School Directory: <http://schools.nyc.gov/ChoicesEnrollment/Middle/Directory/school/?sid=7519>