

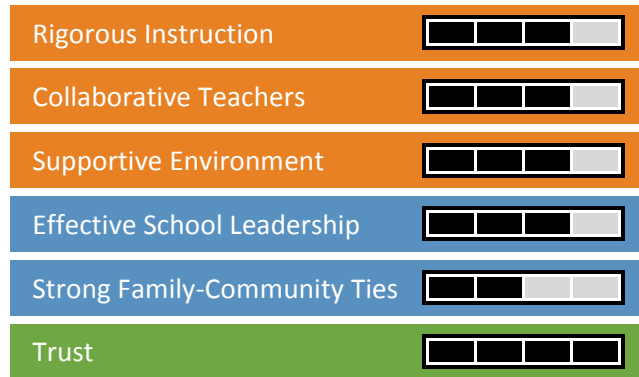
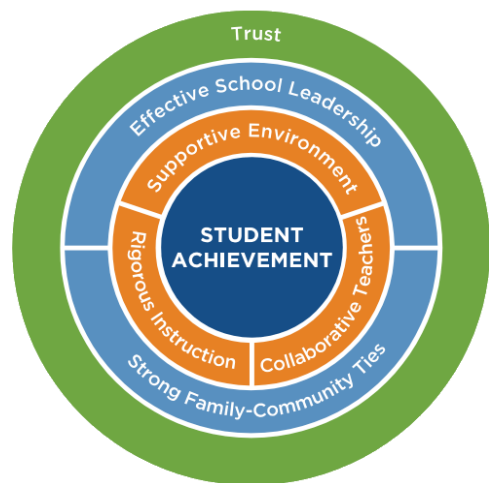
2014-15 School Quality Snapshot / ES

schools.nyc.gov/schoolportals/10/X205

P.S. 205 Fiorello Laguardia (10X205)

Framework for Great Schools

Research shows that schools strong in the six areas are far more likely to improve student learning.



KEY:



General Information

Principal: Carol Rosado
 Grades served: 0K,01,02,03,04,05,SE
 Enrollment: 1032
 Shared Space: No
 Admissions methods: Zoned

Student Demographics

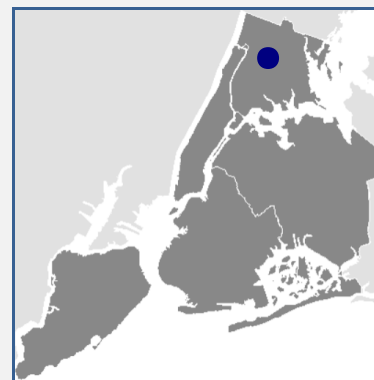
Asian: 0% | Black: 15% | Hispanic: 80% | White: 5%
 English Language Learners: 22%
 Student with Special Needs: 19%

Staff Experience

Years of principal experience at this school: 4.8
 % of teachers with 3 or more years of experience: 88%

Attendance

Student Attendance: 93% | Students Chronically Absent: 26%
 Teacher Attendance: 96%



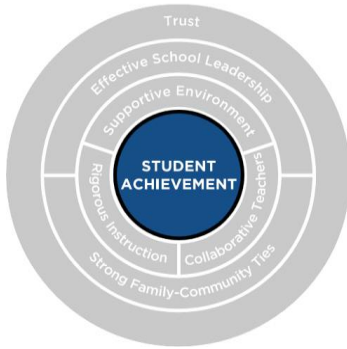
[2475 Southern Boulevard](#)

Bronx, NY 10458

718-584-6390

Programs and Activities

84% of parents feel that this school offers a wide enough variety of programs, classes, and activities to keep students interested in school



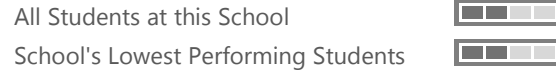
Student Achievement

This section presents information on this school's state test results, including student growth and performance, how students performed in core courses, and how well students are prepared for middle school.

Growth on State Tests

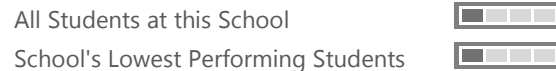
English

How well did this school help students improve on their State English tests?



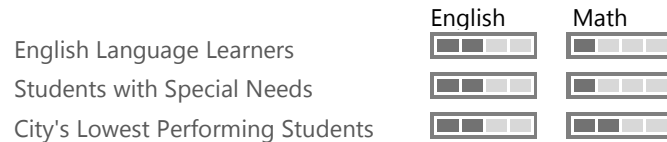
Math

How well did this school help students improve on their State math tests?



Closing the Achievement Gap

How well did this school help different groups of students improve on their State English and math tests?



Passing Courses

Next Level Readiness

97%

pass rate by this school's former 5th graders in their 6th grade classes in math, English, social studies, and science



Performance on State Tests

English

22%

met State standards on the State English test; the average score at this school was 2.4 out of 4.5

City: 30%
 District: 18%
 Comparison Group*: 20%

Math

25%

met State standards on the State math test; the average score at this school was 2.5 out of 4.5

City: 39%
 District: 26%
 Comparison Group*: 29%

At this school, how did students from different starting points in 3rd grade perform on state tests in 5th grade?

English		
Starting Point (3th grade level)	5th Grade Outcomes (on state ELA test)	City
Level 3 or 4	54% scored 3 or 4	66%
Level 2	7% scored 3 or 4	26%
Level 1	42% scored 2, 3, or 4	33%

Math		
Starting Point (3th grade level)	5th Grade Outcomes (on state math test)	City
Level 3 or 4	50% scored 3 or 4	74%
Level 2	10% scored 3 or 4	28%
Level 1	12% scored 2, 3, or 4	28%

Which middle schools did students from this school most frequently attend?

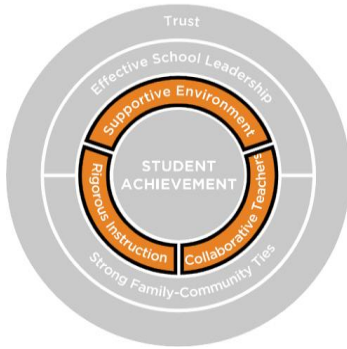
- 51% Thomas C. Giordano Middle School 45
- 17% J.H.S. 118 William W. Niles
- 7% Jonas Bronck Academy
- 4% West Bronx Academy For The Future
- 4% I.S. 254

KEY:



*Comparison Group is made up of students from other schools across the city who were the most similar to the students at this school, based on their incoming test scores, disability status, economic need, and over-age status. Comparing the school's result to the "comparison group" result provides insight on how well the school is helping its students in light of their starting points and the challenges that they face.

The section ratings are based on more information than what is included in this summary report. For more information, please see: <http://schools.nyc.gov/Accountability>



¹ Quality Review

Ratings from an experienced educator who visited and evaluated the school on November 17, 2014

² Survey Response Rates

Teachers: 97%

Parents: 86%

KEY:



Rigorous Instruction



Curriculum and instruction are designed to engage students, foster critical thinking skills, and are aligned to the Common Core.

Quality Review ¹

How interesting and challenging is the curriculum?



How effective is the teaching and learning?



How well does the school assess what students are learning?



Survey ²

88%

responded positively to questions about Rigorous Instruction

City: 91%
District: 90%

Selected Questions

90% of teachers say that students do reading and writing grounded in evidence from text (City: 95%)

94% of teachers say that students develop conceptual, procedural, and applied skills in math (City: 94%)

Collaborative Teachers



Teachers participate in opportunities to develop, grow, and contribute to the continuous improvement of the school community.

Quality Review

How well do teachers work with each other?



Survey

91%

responded positively to questions about Collaborative Teachers

City: 89%
District: 88%

Selected Questions

97% of teachers say that they work together to design instructional programs (City: 94%)

93% of teachers say that they have opportunities to work productively with colleagues in their school (City: 87%)

90% of teachers say that they feel responsible that all students learn (City: 92%)

Supportive Environment



The school establishes a culture where students feel safe, challenged to grow, and supported to meet high expectations.

Quality Review

How clearly are high expectations communicated to students and staff?



Less Restrictive Environment

Movement of students with special needs to less restrictive environments



Survey

93%

responded positively to questions about Supportive Environment

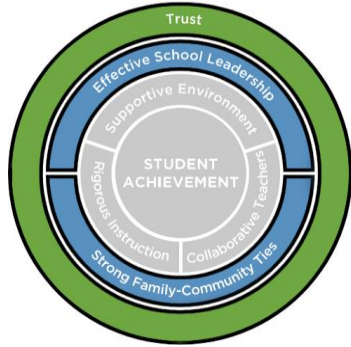
City: 92%
District: 91%

Selected Questions

94% of teachers say that students are safe in the hallways, bathrooms, locker room, and cafeteria (City: 96%)

100% of teachers say that adults at the school teach students how to advocate for themselves (City: 95%)

98% of teachers say that students feel it is important to come to school every day (City: 96%)



Effective School Leadership



School leadership inspires the school community with a clear instructional vision and effectively distributes leadership to realize this vision.

Survey ²

80%

responded positively to questions about Effective School Leadership

City: 81%
District: 80%

Selected Questions

- 90% of teachers say that the principal communicates a clear vision for this school (City: 88%)
- 92% of teachers say that curriculum and instruction are well coordinated across different grade levels (City: 83%)
- 87% of parents feel that the principal works to create a sense of community in the school (City: 91%)

Strong Family-Community Ties



The school forms effective partnerships with families and outside organizations to improve the school.

Survey

83%

responded positively to questions about Strong Family-Community Ties

City: 85%
District: 84%

Selected Questions

- 92% of parents say that school staff regularly communicate with them about how the staff can help their children learn (City: 92%)
- 95% of parents feel that teachers try to understand families' problems and concerns (City: 94%)
- 96% of teachers say that teachers at this school work closely with families to meet students' needs (City: 97%)

Trust



Relationships between administrators, educators, students, and families are based on trust and respect.

Survey

94%

responded positively to questions about Trust

City: 91%
District: 92%

Selected Questions

- 90% of teachers say that they trust the principal (City: 83%)
- 89% of teachers say that they trust each other (City: 87%)
- 93% of parents say that school staff work hard to build trusting relationships with them (City: 93%)

Additional Information

This report is intended to provide a useful summary of school information, but it does not cover everything.

To learn more, parents are encouraged to review additional resources, such as the School Directory, the School Quality Guide, the Quality Review, and the NYC School Survey, and to speak with members of the school community.

² Survey Response Rates

Teachers: 97%
Parents: 86%

KEY:



For more information on this document: <http://schools.nyc.gov/NR/rdonlyres/5068209C-326B-4FDB-9746-EAF6B5C39279/0/SnapshotFamilyGuideES2015.pdf>

School Quality Guide: http://schools.nyc.gov/OA/SchoolReports/2014-15/School_Quality_Guide_2015_EMS_X205.pdf

Quality Review: http://schools.nyc.gov/OA/SchoolReports/2014-15/Quality_Review_2015_X205.pdf

NYC School Survey: http://schools.nyc.gov/OA/SchoolReports//2014-15/Survey_2015_X205.pdf

NYC School Directory: http://schools.nyc.gov/NR/rdonlyres/0D53C90C-C061-4F3A-91C8-479A84800E6C/0/2015KindergartenDirectory_Bronx_021115.pdf