

**NYC School Survey
2014-2015 Report**

Principal: Lisa Ferraiola
 School Type: High School
 School DBN: 21K559

Dear Members of the School Community,

The NYC School Survey Report shares parent, student, and teacher responses to the NYC School Survey. In this year's report, survey questions are organized and reported as they relate to the six elements of the [Framework for Great Schools](#): Rigorous Instruction, Supportive Environment, Collaborative Teachers, Effective School Leadership, Strong Family-Community Ties, and Trust. The information captured in this report is designed to support a dialogue among all members of the school community about how to make the school a better place to learn.

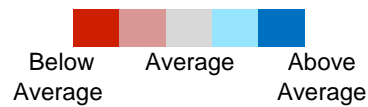
Taking the time to reflect on our school's strengths and areas for growth is an important step in improving the teaching and learning environment in our schools. Please share, discuss, and reflect upon your school's report and use the information as you plan together for the continued success of your school.

Carmen Fariña
 Chancellor

What do the colors mean?

These colors indicate how the percentage of positive survey responses at this school compares to the that of High Schools this year.

This year, constituents generally reported high levels of satisfaction across the city. Therefore, it is possible to have a high percentage of positive survey responses and be below average compared to other schools. Readers should consider the survey responses in this report both on their own and in the context of responses from other schools.



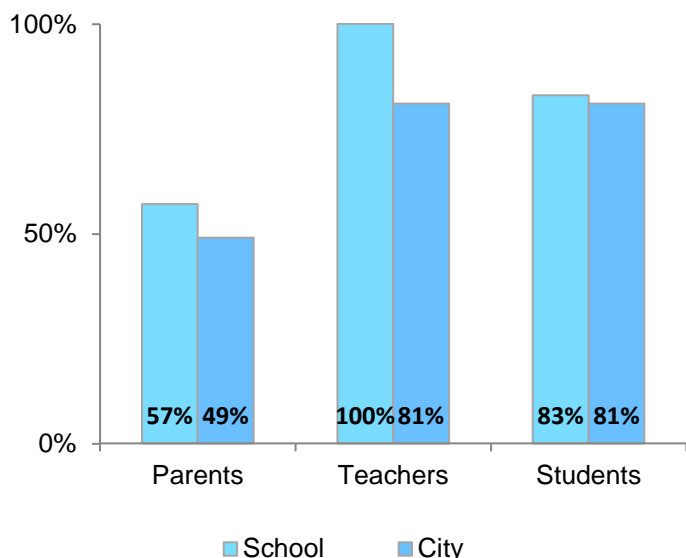
How do your school's responses in the following categories compare to High Schools?

	% Positive Responses	Citywide % Positive Response for High Schools
Rigorous Instruction	97%	85%
Supportive Environment	89%	83%
Collaborative Teachers	98%	86%
Effective School Leadership	97%	82%
Strong Family-Community Ties	94%	75%
Trust	97%	89%

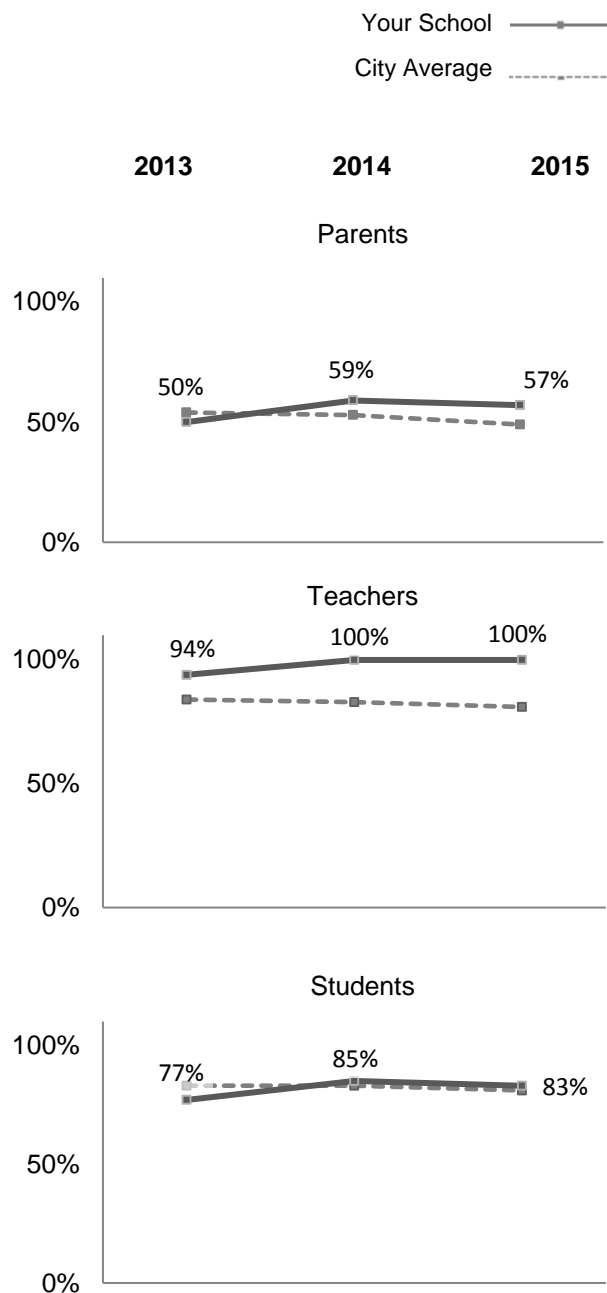
What is the percentage of positive responses by participant at your school?

	% Positive Responses
Parents	99%
Teachers	98%
Students	87%

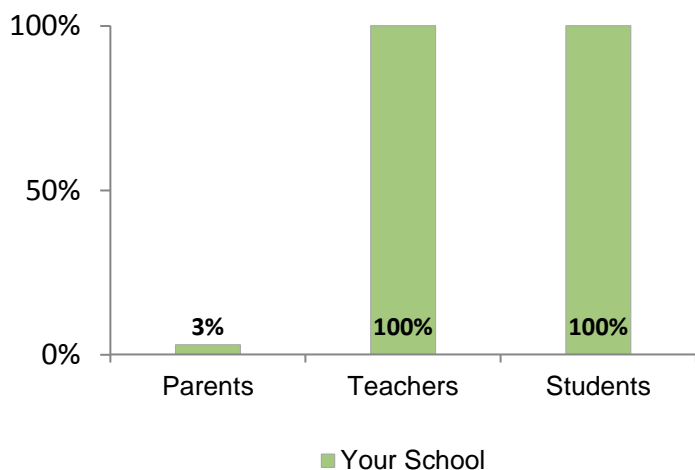
How do survey response rates at your school compare to the city average?



How have response rates at your school changed over time?



Who took the survey online?

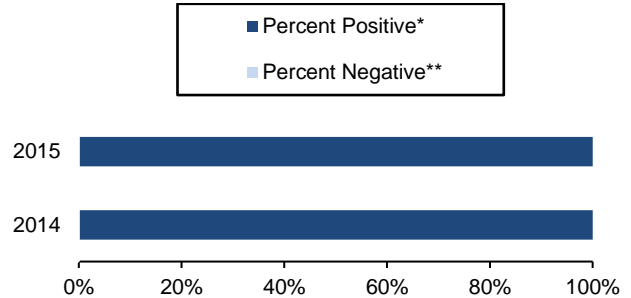


How has your school community answered certain important survey questions over time?

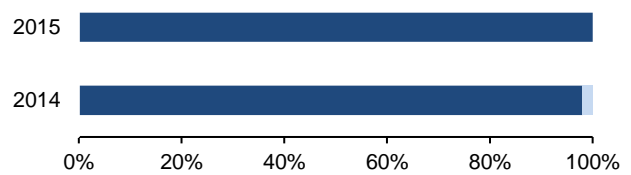
P

How responses of parents at your school have changed:

How satisfied are you with the education your child has received this year?



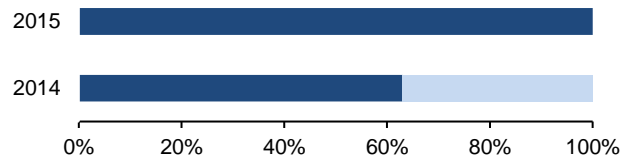
How satisfied are you with the response you get when you contact your child's school?



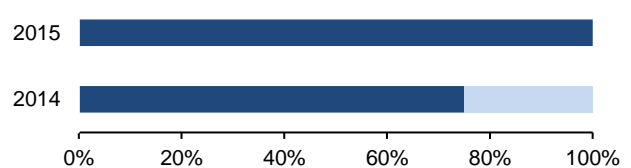
T

How responses of teachers at your school have changed:

I usually look forward to each working day at my school.



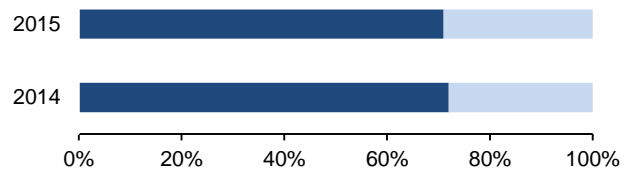
I would recommend my school to parents seeking a place for their child.



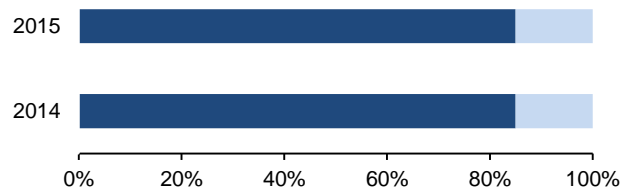
S

How responses of students at your school have changed:

My school offers a wide enough variety of programs, classes and activities to keep me interested in school.



I feel safe in the hallways, bathrooms, locker rooms, and cafeteria of this school.



* "Percent Positive" includes the following response options: Very Satisfied, Mostly Satisfied, and Somewhat Satisfied or Strongly Agree, Agree, and Somewhat Agree.

** "Percent Negative" includes the following response options: Very Dissatisfied, Mostly Dissatisfied, and Somewhat Dissatisfied or Strongly Disagree, Disagree, and Somewhat Disagree.



Your School's Question-By-Question Survey Results

This report summarizes the survey responses that parents, teachers, and students at Life Academy High School for Film and Music provided on the 2014-15 NYC School Survey.

Questions are categorized by the six elements of the Framework for Great Schools. Based on robust research, the six elements of the Framework for Great Schools identify the areas that must improve to increase student achievement.

- Rigorous Instruction
Collaborative Teachers
Supportive Environment
Effective School Leadership
Strong Family-Community Ties
Trust

By focusing attention and resources on what it takes for schools to function well, the Framework identifies the underlying strengths and weaknesses of a school and shows community members concrete ways to improve student achievement.

The results from these questions will be incorporated into your school's 2014-15 School Quality Reports. The Reports will be aligned to the Framework for Great Schools to provide a clear picture of each school's strengths and areas of growth in each element.

Questions that are reported for informational purposes only are also included at the end of the report.

Responses to each question are reported as percentages. The most common response to each question is displayed in bold print. The positive responses are reported as a percentage to the right of each question.

Table with 3 columns: Response Group (Parents, Teachers, Students), School DBN (21K559), and City. Shows response rates: Parents 57% (136) vs 50% City, Teachers 100% (19) vs 81% City, Students 83% (199) vs 81% City.

Table of Contents

Rigorous Instruction5
Collaborative Teachers7
Supportive Environment12
Effective School Leadership18
Strong Family-Community Ties ..20
Trust22
Informational25

Please visit www.nycschoolssurvey.org to learn more about the School Survey.

1 Note that parents, students, and teachers were only asked questions that are relevant to their experience as members of their school community. Therefore, not every element section will include responses from all three respondent groups.

Rigorous Instruction



Rigorous Instruction – Teacher Responses

Do teachers believe that the school implements a high quality curriculum—aligned to the Common Core—that challenges students, scaffolds their experience, and engages students?

T For general/self-contained/literacy/science/social studies teachers: In planning my last instructional unit, I was able to include opportunities for students to...

	Percent %					
	Almost Every Day	A Few Times a Week	Weekly	Once a Month	Once	Never
build students' knowledge through content-rich non-fiction. (100)	57	29	14	0	0	0
provide students reading and writing experiences grounded in evidence from text, both literary and informational. (100)	71	21	7	0	0	0
provide regular opportunities for students to interact with complex grade-level text. (100)	79	14	7	0	0	0
provide regular opportunities for students to interact with academic language. (100)	79	14	7	0	0	0

T For general/self-contained/math/science teachers: In planning my last instructional unit, I was able to include opportunities for students to...

	Percent %					
	Almost Every Day	A Few Times a Week	Weekly	Once a Month	Once	Never
focus deeply on the concepts emphasized in the standards to help students build strong foundations for learning. (100)	67	25	8	0	0	0
create coherent progressions within the standards from previous grades to current grade so student knowledge/skills build onto previous learning as foundations for math concepts. (100)	67	17	17	0	0	0
create coherent progressions within the standards from current grade to next grades so student knowledge/skills build onto previous learning as foundations for math concepts taught in later years. (100)	75	8	17	0	0	0
develop students' conceptual understanding, procedural fluency, and their ability to apply math in context. (100)	83	8	8	0	0	0

Rigorous Instruction, continued

T In your first class today, how often do...	Percent %					
	Always	Almost Always	Often	Sometimes	Rarely	Never
students build on each other's ideas during class discussions? (100)	42	37	21	0	0	0
students use data or text references to support their ideas? (95)	53	21	21	5	0	0
students show that they respect each other's ideas? (100)	58	21	21	0	0	0
students provide constructive feedback to their peers/teachers? (94)	44	33	17	6	0	0
most students participate in class discussions at some point? (95)	42	42	11	5	0	0



Rigorous Instruction – Student Responses

Do students believe that the school implements a high quality curriculum—aligned to the Common Core—that challenges students, scaffolds their experience, and is enlivened by teachers who are engaged?

S Think about the class that you attend first on Mondays. How much do you agree with the following statements about that class?	Percent %			
	Strongly Agree	Agree	Disagree	Strongly Disagree
I learn a lot from feedback on my work. (91)	34	57	7	2
It's clear what I need to do to get a good grade. (92)	48	44	6	2
The work we do in class is good preparation for our class tests. (93)	42	51	5	2
The homework assignments help me learn the course material. (87)	33	54	10	3
I know what my teacher wants me to learn in class. (94)	53	41	4	2

Collaborative Teachers



Collaborative Teachers – Parent Responses

Do parents feel that teachers are committed to student success, improving their schools, and continuous professional learning within a culture of respect?

P How much do you agree with the following statements?	Percent %					
	Strongly Agree	Agree	Somewhat Agree	Somewhat Disagree	Disagree	Strongly Disagree
My child's teacher appreciates our culture/background. (100)	41	50	9	0	0	0
My child's teachers can communicate well with parents/guardians from different cultures/backgrounds. (100)	42	55	3	0	0	0
My child's teachers incorporate students' cultures/backgrounds into the curriculum to make learning more meaningful. (99)	54	42	3	1	0	0
My child sees people of many cultures/backgrounds represented in the curriculum. (99)	40	57	3	1	0	0
My child's teachers connect to students of different cultures/backgrounds. (99)	38	59	2	1	0	0



Collaborative Teachers – Teacher Responses

Do teachers feel that the school fosters a commitment to student success, school improvement, and continuous professional learning within a culture of respect?

T How many teachers at this school...	Percent %					
	All	Nearly All	Most	Some	A Few	None
help maintain discipline in the entire school, not just their classroom? (100)	26	32	42	0	0	0
are really trying to improve their teaching? (100)	53	37	11	0	0	0
take responsibility for improving the school? (95)	47	32	16	5	0	0
feel responsible for helping students develop self-management? (95)	63	21	11	5	0	0
are willing to take risks to make the school better? (84)	37	32	16	16	0	0
are eager to try new ideas? (84)	42	32	11	16	0	0
feel responsible that all students learn? (95)	68	21	5	5	0	0

T At this school...	Percent %					
	Strongly Agree	Agree	Somewhat Agree	Somewhat Disagree	Disagree	Strongly Disagree
teachers talk about instruction in the teacher's lounge, faculty meetings, etc. (100)	74	16	11	0	0	0
teachers in this school share/discuss students work with other teachers. (100)	79	16	5	0	0	0
teachers design instructional programs together. (100)	58	26	16	0	0	0
teachers at this school make a conscious effort to coordinate their teaching with instruction at other grade levels. (100)	58	26	16	0	0	0
the principal, teachers, and staff collaborate to make this school run effectively. (100)	79	5	16	0	0	0
most teachers in this school are cordial. (100)	63	32	5	0	0	0

Collaborative Teachers, continued

Overall, my professional development experiences this year have...	Percent %						
	Strongly Agree	Agree	Somewhat Agree	Somewhat Disagree	Disagree	Strongly Disagree	I don't know
been sustained and coherently focused, rather than short-term and unrelated. (100)	67	17	11	0	0	0	6
included enough time to think carefully about, try, and evaluate new ideas. (100)	56	33	6	0	0	0	6
included opportunities to work productively with colleagues in my school. (100)	61	22	11	0	0	0	6
included opportunities to work productively with teachers from other schools. (94)	50	33	6	6	0	0	6

I am able to...	Percent %						
	Strongly Agree	Agree	Somewhat Agree	Somewhat Disagree	Disagree	Strongly Disagree	I don't know
use my student's prior knowledge related to their cultural and linguistic backgrounds to help make learning meaningful. (100)	72	17	11	0	0	0	0
modify instructional activities and materials to meet the developmental needs and learning interests of all my students. (100)	72	28	0	0	0	0	0
critically examine the curriculum to determine whether it appropriately represents all groups. (100)	67	33	0	0	0	0	0
design appropriate instruction that is matched to English language learners (ELL) proficiency and students with disabilities. (100)	56	33	11	0	0	0	0
create a learning environment that reflects the various backgrounds of all of my students. (100)	61	39	0	0	0	0	0
identify cultural differences when communicating with parents/guardians regarding their child's educational progress. (94)	61	22	11	0	6	0	0
develop appropriate Individual Education Programs for my students with disabilities. (100)	61	28	11	0	0	0	0
distinguish linguistic/ cultural differences from learning difficulties. (100)	50	39	11	0	0	0	0

Collaborative Teachers, continued

T How much do you agree with the following statements?	Percent %					
	Strongly Agree	Agree	Somewhat Agree	Somewhat Disagree	Disagree	Strongly Disagree
This school really works at developing students' social skills. (100)	63	16	21	0	0	0
I usually look forward to each working day at this school. (100)	42	32	26	0	0	0
When making important decisions, this school always focuses on what's best for student learning. (100)	63	32	5	0	0	0
I wouldn't want to work in any other school. (89)	53	16	21	11	0	0
This school has well-defined learning expectations for all students. (100)	61	33	6	0	0	0
I feel loyal to this school community. (100)	67	11	22	0	0	0

T How much do you agree with the following statements?	Percent %					
	Strongly Agree	Agree	Somewhat Agree	Somewhat Disagree	Disagree	Strongly Disagree
This school sets high standards for academic performance. (100)	68	26	5	0	0	0
All teachers are encouraged to stretch and grow. (100)	74	21	5	0	0	0
I would recommend this school to parents/guardians seeking a place for their child. (100)	47	26	26	0	0	0
The school day is organized to maximize instruction. (100)	63	26	11	0	0	0
In this school, teachers are continually learning and seeking new ideas. (100)	68	26	5	0	0	0



Collaborative Teachers – Student Responses

Do students feel that teachers are committed to student success, improving their schools, and continuous professional learning within a culture of respect?

S How much do you agree with the following statements?	Percent %				
	Strongly Agree	Agree	Disagree	Strongly Disagree	I don't know
My teachers incorporate students' cultures/ backgrounds into the curriculum to make learning more meaningful. (83)	27	36	8	5	24
I see people of many cultures/backgrounds represented in the curriculum. (85)	26	42	8	4	20
My teachers connect to students of different cultures/backgrounds. (87)	29	44	6	4	17
My teachers can communicate well with parents/guardians from different cultures/ backgrounds. (89)	28	42	6	3	22
My teachers appreciate my culture/background. (92)	31	41	4	2	21

Supportive Environment



Supportive Environment – Parent Responses

Do parents feel that the school creates a culture that encourages students to support one another and provides for their social and emotional growth?

P How many of the students in your child's class(es)...	Percent %						
	All	Nearly All	Most	About Half	Some	None	I don't know
feel it is important to come to school every day? (100)	92	4	2	0	0	0	2
feel it is important to pay attention in class? (100)	86	8	4	0	0	0	1
think doing homework is important? (100)	87	7	4	0	0	0	1
try hard to get good grades? (100)	85	8	5	0	0	0	2



Supportive Environment – Teacher Responses

Do teachers feel that the school creates a culture that encourages students to support one another and provides for their social and emotional growth?

T If you are a teacher of grades K-5, ANSWER this question. My students are safe...	Percent %					
	Strongly Agree	Agree	Somewhat Agree	Somewhat Disagree	Disagree	Strongly Disagree
outside around this school. (NA)	NA	NA	NA	NA	NA	NA
traveling between home and this school. (NA)	NA	NA	NA	NA	NA	NA
in the hallways, bathrooms, locker rooms, and cafeteria of this school. (NA)	NA	NA	NA	NA	NA	NA
in your class(es). (NA)	NA	NA	NA	NA	NA	NA

Supportive Environment, continued

	Percent %						
	Strongly Agree	Agree	Somewhat Agree	Somewhat Disagree	Disagree	Strongly Disagree	I don't know
T If you are a teacher of grades 9-12, ANSWER this question.							
Adults at this school teach students the perseverance skills they need to succeed after high school. (100)	89	11	0	0	0	0	0
Adults at this school instill academic self-confidence in students. (100)	72	28	0	0	0	0	0
Adults at this school teach critical thinking skills to students. (100)	78	22	0	0	0	0	0
Adults at this school inspire students to work towards a college degree. (100)	83	17	0	0	0	0	0
Adults at this school teach students how to advocate for themselves. (100)	72	28	0	0	0	0	0
Adults at this school support students to live independently. (100)	67	33	0	0	0	0	0

	Percent %						
	Strongly Agree	Agree	Somewhat Agree	Somewhat Disagree	Disagree	Strongly Disagree	I don't know
T If you are a teacher of grades K-8, ANSWER this question							
Adults at this school teach students the organizational skills needed to succeed in and be prepared for their next grade. (NA)	NA	NA	NA	NA	NA	NA	NA
Adults at this school teach students the study skills needed to succeed in and be prepared for their next grade. (NA)	NA	NA	NA	NA	NA	NA	NA
Adults at this school teach critical thinking skills to students. (NA)	NA	NA	NA	NA	NA	NA	NA
Adults at this school instill academic self-confidence in students. (NA)	NA	NA	NA	NA	NA	NA	NA
Adults at this school teach students how to advocate for themselves. (NA)	NA	NA	NA	NA	NA	NA	NA

Supportive Environment, continued

T If you are a teacher of grades K-5, ANSWER this question. How often do students in your class(es)...

	Percent %					
	Always	Almost Always	Often	Sometimes	Rarely	Never
work quietly and calmly? (NA)	NA	NA	NA	NA	NA	NA
feel challenged? (NA)	NA	NA	NA	NA	NA	NA
listen carefully when the teacher gives directions? (NA)	NA	NA	NA	NA	NA	NA
have to work hard to do well? (NA)	NA	NA	NA	NA	NA	NA
follow the rules in class? (NA)	NA	NA	NA	NA	NA	NA
respond to challenging test questions? (NA)	NA	NA	NA	NA	NA	NA
pay attention when they are supposed to? (NA)	NA	NA	NA	NA	NA	NA
respond to challenging questions in class? (NA)	NA	NA	NA	NA	NA	NA
do their work when they are supposed to? (NA)	NA	NA	NA	NA	NA	NA
behave well in class even when the teacher isn't watching? (NA)	NA	NA	NA	NA	NA	NA

T If you are a teacher of grades K-5, ANSWER this question. How many of the students in your class(es)...

	Percent %					
	All	Nearly All	Most	About Half	Some	None
feel it is important to come to school every day? (NA)	NA	NA	NA	NA	NA	NA
feel it is important to pay attention in class? (NA)	NA	NA	NA	NA	NA	NA
think doing homework is important? (NA)	NA	NA	NA	NA	NA	NA
try hard to get good grades? (NA)	NA	NA	NA	NA	NA	NA



Supportive Environment – Student Responses

Do students feel that the school creates a culture that encourages students to support one another and provides for their social and emotional growth?

	Percent %			
S How many of the students in your class(es)...	All	A Lot	Some	None
feel it is important to come to school every day? (68)	32	36	30	2
feel it is important to pay attention in class? (72)	31	40	26	3
think doing homework is important? (55)	26	29	38	7
try hard to get good grades? (77)	39	38	22	2

	Percent %			
S Think about the class that you attend first on Mondays. In that class, to what extent...	Almost Always	Sometimes	Rarely	Never
are you challenged? (84)	37	47	11	5
do you have to work hard to do well? (93)	60	33	5	2
do your teachers ask difficult questions on tests? (90)	33	58	7	3
do your teachers ask difficult questions in class? (85)	28	57	12	3

	Percent %			
S Think about the class that you attend first on Mondays. In that class, to what extent do students...	Almost Always	Sometimes	Rarely	Never
work quietly and calmly? (87)	46	41	9	4
listen carefully when the teacher gives directions? (93)	53	40	5	2
follow the rules in class? (95)	54	41	4	2
pay attention when they are supposed to? (93)	52	41	7	1
work when they are supposed to? (95)	54	41	5	1
behave well even when the teacher isn't watching? (83)	37	46	13	4

Supportive Environment, continued

S In my classes, my teachers...	Strongly Agree	Percent %		Strongly Disagree
		Agree	Disagree	
expect students to work hard. (96)	58	38	3	1
expect me to do my best all the time. (95)	59	36	5	1
expect me to learn from my peers. (89)	42	47	9	2
want students to become better thinkers, not just memorize things. (92)	56	36	8	1

S I feel safe...	Strongly Agree	Percent %		Strongly Disagree
		Agree	Disagree	
outside around this school. (80)	27	54	15	5
traveling between home and this school. (89)	30	59	8	4
in the hallways, bathrooms, locker rooms, and cafeteria of this school. (85)	35	49	11	4
in my classes at this school. (90)	47	44	7	3

S Students in this school...	Strongly Agree	Percent %		Strongly Disagree
		Agree	Disagree	
get to know each other well in classes. (85)	40	45	12	3
are very interested in getting to know other students. (75)	28	46	21	5
enjoy doing things with each other during school activities. (81)	31	49	16	3
get to know each other really well. (83)	33	50	13	4
enjoy working together on projects in classes. (78)	29	49	18	4

Supportive Environment, continued

S The teachers at this school...	Strongly Agree	Percent %		Strongly Disagree
		Agree	Disagree	
help me catch up if I am behind. (93)	49	45	5	2
are willing to give extra help on schoolwork if I need it. (91)	51	40	7	2
notice if I have trouble learning something. (83)	38	44	14	4
give me specific suggestions about how I can improve my work in class. (93)	46	47	5	2
compliment me if I do good work. (89)	44	46	7	3
explain things a different way if I don't understand something in class. (90)	44	46	8	2
notice when I am upset or having emotional difficulty. (78)	44	34	18	4

S How much do you agree with the following statements?	Strongly Agree	Percent %		Strongly Disagree
		Agree	Disagree	
I'm learning a lot in my classes at this school. (83)	33	51	13	4
My classes at this school really make me think. (85)	38	47	10	4

S If you are a student in grades 9-12, ANSWER this question.	Strongly Agree	Percent %		Strongly Disagree
		Agree	Disagree	
Adults at this school help students aspiring to enter the workforce, develop a plan to reach their future employment goals. (90)	31	59	7	4
Adults at this school provide students with information about the college enrollment process. (93)	46	47	4	3
Adults at this school support students in navigating the post-secondary process. (89)	34	54	8	3
This school programs students with appropriate courses to achieve their postsecondary goals. (87)	32	55	10	3

S If you are a student in grades 6-8, ANSWER this question.	Strongly Agree	Percent %		Strongly Disagree
		Agree	Disagree	
This school provides useful information to students about the application/enrollment process to high school. (NA)	NA	NA	NA	NA
This school provides guidance for the application process for high school. (NA)	NA	NA	NA	NA
This school educates families about the application/enrollment process for high school. (NA)	NA	NA	NA	NA

Effective School Leadership



Effective School Leadership – Parent Responses

How do parents feel about the school leadership's ability to develop a climate of inclusiveness, inspire staff and students with a clear vision for student achievement, and seek input of all members of the school community?

P The principal at this school...	Percent %					
	Strongly Agree	Agree	Somewhat Agree	Somewhat Disagree	Disagree	Strongly Disagree
is strongly committed to shared decision making. (100)	34	64	2	0	0	0
works to create a sense of community in the school. (100)	44	52	4	0	0	0
promotes family and community involvement in the school. (99)	47	48	4	1	0	0



Effective School Leadership – Teacher Responses

How do teachers feel about the school leadership's ability to develop a climate of inclusiveness, inspire staff and students with a clear vision for student achievement, and seek input of all members of the school community?

T How much influence do teachers have over school policy in each of the areas below?	Percent %					
	A Great Deal of Influence	A Moderate Amount	Some	Little	Very Little	No Influence
Hiring new professional personnel (79)	32	37	11	5	0	16
Planning how discretionary school funds should be used (74)	37	16	21	16	5	5
Selects instructional materials used in classrooms (100)	84	0	16	0	0	0
Developing instructional materials (100)	79	16	5	0	0	0
Setting standards for student behavior (100)	74	21	5	0	0	0

Effective School Leadership, continued

	Percent %					
	Strongly Agree	Agree	Somewhat Agree	Somewhat Disagree	Disagree	Strongly Disagree
T The principal at this school...						
makes clear to the staff his or her expectations for meeting instructional goals. (100)	72	22	6	0	0	0
communicates a clear vision for this school. (100)	72	22	6	0	0	0
understands how children learn. (100)	71	18	12	0	0	0
sets high standards for student learning. (100)	83	11	6	0	0	0
sets clear expectations for teachers about implementing what they have learned in professional development. (100)	72	22	6	0	0	0
carefully tracks student academic progress. (100)	78	17	6	0	0	0
knows what's going on in my classroom. (100)	78	17	6	0	0	0
participates in instructional planning with teams of teachers. (100)	67	28	6	0	0	0

	Percent %					
	Strongly Agree	Agree	Somewhat Agree	Somewhat Disagree	Disagree	Strongly Disagree
T At this school...						
once we start a new program, we follow up to make sure that it's working. (100)	56	39	6	0	0	0
curriculum, instruction, and learning materials are well coordinated across the different grade levels at this school. (94)	56	22	17	6	0	0
there is consistency in curriculum, instruction, and learning materials among teachers in the same grade level at this school. (100)	61	22	17	0	0	0

Strong Family-Community Ties



Strong Family-Community Ties – Parent Responses

How do parents feel about communication with school staff and the school's efforts to engage parents as partners in their child's education?

P Since the beginning of the school year, how often have you...	Percent %					
	Almost Every Day	Weekly	A Few Times a Month	Once a Month	Once	Never
had an in-person parent-teacher meeting? (91)	1	41	11	17	21	9
volunteered time to support this school (for example, volunteered in classrooms, helped with school-wide events, etc.)? (90)	1	32	14	25	18	11
communicated with your child's teacher about your child's performance? (89)	5	35	20	29	9	2

P How much do you agree with the following statements?	Percent %					
	Strongly Agree	Agree	Somewhat Agree	Somewhat Disagree	Disagree	Strongly Disagree
School staff regularly communicate with parents/guardians about how staff can help students learn. (100)	39	59	2	0	0	0
School staff tell families what the staff needs to advance the school's mission. (100)	37	59	4	0	0	0
Parents/guardians are invited to visit classrooms to observe instruction. (99)	41	54	4	0	1	0
Parents/guardians are greeted warmly when they call or visit the school. (99)	44	51	4	1	0	0
Teachers work closely with families to meet students' needs. (100)	41	57	2	0	0	0
Teachers communicate regularly with parents/guardians. (99)	34	61	4	1	0	0
School staff encourage feedback from parents/guardians and the community. (99)	40	56	4	1	0	0
Teachers try to understand families' problems and concerns. (100)	43	56	1	0	0	0



Strong Family-Community Ties – Teacher Responses

How do teachers feel about communication with parents and the school's efforts to engage parents as partners in their child's education?

T At this school...	Percent %					
	Strongly Agree	Agree	Somewhat Agree	Somewhat Disagree	Disagree	Strongly Disagree
parents/guardians are invited to visit classrooms to observe the instructional program. (89)	50	22	17	6	6	0
there is an expectation that teachers communicate regularly with parents/guardians. (100)	83	11	6	0	0	0
school staff encourage feedback from parents/guardians and the community. (94)	67	17	11	0	6	0
teachers try to understand parents/guardians problems and concerns. (100)	78	17	6	0	0	0

T At this school...	Percent %					
	Strongly Agree	Agree	Somewhat Agree	Somewhat Disagree	Disagree	Strongly Disagree
parents /guardians are greeted warmly when they call or visit the school. (100)	79	16	5	0	0	0
teachers work closely with families to meets students' needs. (100)	68	16	16	0	0	0
school staff tell families what the staff needs to advance the school's mission. (95)	63	16	16	0	5	0
school staff regularly communicate with parents/guardians about how staff can help students learn. (100)	68	21	11	0	0	0

Trust



Trust – Parent Responses

Do parents report feelings of mutual respect and value within the school community?

P How much do you agree with the following statements?	Percent %					
	Strongly Agree	Agree	Somewhat Agree	Somewhat Disagree	Disagree	Strongly Disagree
I feel good about the way my child's teachers support him or her. (100)	34	63	3	0	0	0
My child's teachers do their best to help my child learn. (100)	38	57	5	0	0	0
I feel respected by my child's teachers. (99)	36	59	4	0	0	1

P How much do you agree with the following statements?	Percent %					
	Strongly Agree	Agree	Somewhat Agree	Somewhat Disagree	Disagree	Strongly Disagree
Staff at this school work hard to build trusting relationships with parents/guardians like me. (100)	41	55	4	0	0	0
Teachers and parents/guardians think of each other as partners in educating children. (100)	38	57	5	0	0	0

P How much do you agree with the following statements?	Percent %						
	Strongly Agree	Agree	Somewhat Agree	Somewhat Disagree	Disagree	Strongly Disagree	I don't know
I feel respected by my child's principal. (100)	93	7	0	0	0	0	0
I trust the principal at his or her word. (100)	93	7	0	0	0	0	1
The principal is an effective manager who makes the school run smoothly. (100)	94	4	0	0	0	0	1
The principal at this school works hard to build trusting relationships with parents/ guardians like me. (100)	93	6	0	0	0	0	1



Trust – Teacher Responses

Do teachers report feelings of mutual respect and value within the school community?

T How much do you agree with the following statements?	Percent %					
	Strongly Agree	Agree	Somewhat Agree	Somewhat Disagree	Disagree	Strongly Disagree
Teachers in this school trust each other. (100)	42	26	32	0	0	0
It's OK in this school to discuss feelings, worries, and frustrations with other teachers. (95)	58	21	16	0	5	0

T How much do you agree with the following statements?	Percent %					
	Strongly Agree	Agree	Somewhat Agree	Somewhat Disagree	Disagree	Strongly Disagree
Teachers respect other teachers who take the lead in school improvement efforts. (100)	58	37	5	0	0	0
I feel respected by other teachers at this school. (100)	58	32	11	0	0	0
Teachers at this school respect those colleagues who have a specific expertise. (100)	58	32	11	0	0	0

T How much do you agree with the following statements?	Percent %					
	Strongly Agree	Agree	Somewhat Agree	Somewhat Disagree	Disagree	Strongly Disagree
I feel respected by the principal at this school. (100)	74	16	11	0	0	0
The principal at this school is an effective manager who makes the school run smoothly. (100)	74	16	11	0	0	0
The principal has confidence in the expertise of the teachers at this school. (100)	68	26	5	0	0	0
I trust the principal at his or her word. (100)	74	16	11	0	0	0

Trust, continued

T How much do you agree with the following statements?	Percent %					
	Strongly Agree	Agree	Somewhat Agree	Somewhat Disagree	Disagree	Strongly Disagree
At this school, It's OK to discuss feelings, worries, and frustrations with the principal. (100)	68	16	16	0	0	0
The principal takes a personal interest in the professional development of teachers. (100)	79	16	5	0	0	0
The principal looks out for the personal welfare of the staff members. (100)	63	26	11	0	0	0
The principal places the needs of children ahead of personal interests. (100)	74	21	5	0	0	0
The Principal and Assistant Principals function as a cohesive unit. (100)	68	21	11	0	0	0



Trust – Student Responses

Do students report feelings of mutual respect and value within the school community?

S How much do you agree with the following statements?	Strongly Agree	Percent %		Strongly Disagree
		Agree	Disagree	
I feel safe and comfortable with my teachers at this school. (91)	43	48	5	4
There is at least one adult in the school that I can confide in. (88)	46	42	6	6
My teachers will always listen to students' ideas. (88)	37	51	8	4
My teachers always keep their promises. (75)	28	47	20	5
My teachers treat me with respect. (91)	43	48	7	2
When my teachers tell me not to do something, I know they have a good reason. (90)	42	47	8	3

Informational Questions



Informational Questions - Parent Responses

These questions appeared on the survey, but answers were not included in the summary of positive responses on the front page of the NYC School Survey Report.

P Since the beginning of the school year, how often have you...	Percent %					
	Almost every day	Weekly	A few times a month	Once a month	Once	Never
seen your child's homework, tests or quizzes? (71)	8	34	29	22	4	2

P How much do you agree with the following statements?	Percent %						
	Strongly Agree	Agree	Somewhat Agree	Somewhat Disagree	Disagree	Strongly Disagree	I don't know
This school offers a wide enough variety of courses, extracurricular activities and services to keep my child interested in school. (100)	93	7	1	0	0	0	0
My child's school will make me aware if there are any emotional or psychological issues affecting his/her academic performance. (100)	87	10	0	0	0	0	3
At this school my child is safe. (100)	91	6	1	0	0	0	1
This school is kept clean. (100)	89	9	0	0	0	0	2

Informational Questions, continued

P The School Leadership Team (SLT) at this school...	Percent %						
	Strongly Agree	Agree	Somewhat Agree	Somewhat Disagree	Disagree	Strongly Disagree	I don't know
meets at least once per month. (100)	56	5	6	0	0	0	33
makes decisions that affect the whole school. (99)	51	8	6	0	1	0	35
provides resources to support the SLT's priorities. (99)	47	6	10	1	0	0	37
assesses how the school's educational programs affect student achievement. (99)	42	12	8	1	0	0	38
writes a high-quality Comprehensive Education Plan (CEP) for this school. (99)	43	8	8	0	1	0	40

P How satisfied are you with the following?	Percent %						
	Very Satisfied	Mostly Satisfied	Somewhat Satisfied	Somewhat Dissatisfied	Mostly Dissatisfied	Very Dissatisfied	I don't know
The response I get when I contact this school. (100)	96	4	1	0	0	0	0
The education my child has received this year. (100)	92	7	1	0	0	0	1
The overall quality of my child's teachers this year. (100)	91	5	1	0	0	0	2

Informational Questions, continued

P Answer this question only if your child is a student in grades 9-12.	Percent %					
	Strongly Agree	Agree	Somewhat Agree	Somewhat Disagree	Disagree	Strongly Disagree
This school helps keep my child on track for college, career, and success in life after high school. (100)	44	56	1	0	0	0
This school communicates to me and my child what we need to do to prepare my child for college, career, and success in life after high school. (100)	46	51	2	0	0	0

P Answer this question only if your child has an Individualized Education Plan (IEP).	Percent %					
	Strongly Agree	Agree	Somewhat Agree	Somewhat Disagree	Disagree	Strongly Disagree
I am satisfied with the educational planning and Individual Education Program (IEP) development process at this school. (100)	63	38	0	0	0	0
This school works to achieve the goals on my child's Individual Education Program (IEP). (100)	63	38	0	0	0	0
This school offers a wide enough variety of activities and services (including related services and assistive and adaptive technologies where appropriate) to help improve life outcomes for my child. (100)	63	25	13	0	0	0



Informational Questions - Teacher Responses

These questions appeared on the survey, but answers were not included in the summary of positive responses on the front page of the NYC School Survey Report.

T The School Leadership Team (SLT) at this school...	Percent %						
	Strongly Agree	Agree	Somewhat Agree	Somewhat Disagree	Disagree	Strongly Disagree	I don't know
makes decisions that affect the whole school. (100)	74	26	0	0	0	0	0
provides resources to support the SLT's priorities. (100)	63	37	0	0	0	0	0
assesses how our school's educational programs affect student achievement. (100)	63	37	0	0	0	0	0
writes a high-quality Comprehensive Education Plan (CEP) for our school. (100)	63	26	5	0	0	0	5

Informational Questions, continued

T At this school...	Percent %					
	Strongly Agree	Agree	Somewhat Agree	Somewhat Disagree	Disagree	Strongly Disagree
we have so many different programs in this school that I can't keep track of them all. (56)	6	28	11	6	6	44
many special programs come and go at this school. (59)	12	12	18	0	18	41

T How much do you agree with the following statements?	Percent %					
	Strongly Agree	Agree	Somewhat Agree	Somewhat Disagree	Disagree	Strongly Disagree
In this school, the professional staff believes that all students can learn, including English language learners and students with disabilities. (100)	84	11	5	0	0	0
I feel respected by assistant principals at this school. (95)	47	37	11	0	5	0
At this school, students with disabilities are included in all school activities (lunch, class trips, etc.). (100)	89	5	5	0	0	0

T How much do you agree with the following statements?	Percent %					
	Strongly Agree	Agree	Somewhat Agree	Somewhat Disagree	Disagree	Strongly Disagree
This school educates students with disabilities in the least restrictive environment appropriate. (100)	74	21	5	0	0	0
At this school, order and discipline are maintained. (100)	53	16	32	0	0	0
This school is kept clean. (100)	74	21	5	0	0	0

Informational Questions, continued

T If you are a teacher in grades 9-12, ANSWER this question	Percent %						
	Strongly Agree	Agree	Somewhat Agree	Somewhat Disagree	Disagree	Strongly Disagree	I don't know
Adults at this school support students in navigating the post-secondary process. (100)	72	28	0	0	0	0	0
Adults at this school help students aspiring to enter the workforce, develop a plan to reach their employment goals. (100)	72	28	0	0	0	0	0
Adults at this school provide students with information about the college enrollment process. (100)	83	17	0	0	0	0	0

T If you are a teacher in grades K-8, ANSWER this question.	Percent %						
	Strongly Agree	Agree	Somewhat Agree	Somewhat Disagree	Disagree	Strongly Disagree	I don't know
This school provides useful information to students about the application/enrollment process to middle or high school. (NA)	NA	NA	NA	NA	NA	NA	NA
This school provides guidance for the application process to middle or high school. (NA)	NA	NA	NA	NA	NA	NA	NA
This school educates families about the application/enrollment process for middle or high school. (NA)	NA	NA	NA	NA	NA	NA	NA

Informational Questions, continued

T If you are a teacher of grades K-5, ANSWER this question. Students in this school...	Percent %					
	Strongly Agree	Agree	Somewhat Agree	Somewhat Disagree	Disagree	Strongly Disagree
get to know each other well in classes. (NA)	NA	NA	NA	NA	NA	NA
are very interested in getting to know other students. (NA)	NA	NA	NA	NA	NA	NA
enjoy doing things with each other in school activities. (NA)	NA	NA	NA	NA	NA	NA
get to know each other really well. (NA)	NA	NA	NA	NA	NA	NA
enjoy working together on projects in classes. (NA)	NA	NA	NA	NA	NA	NA

T If you are a teacher of grades K-5, ANSWER this question.	Percent %					
	Strongly Agree	Agree	Somewhat Agree	Somewhat Disagree	Disagree	Strongly Disagree
I try to help students catch up if they are behind. (NA)	NA	NA	NA	NA	NA	NA
I am willing to give extra help if my students need it. (NA)	NA	NA	NA	NA	NA	NA
I notice when my students have trouble learning something. (NA)	NA	NA	NA	NA	NA	NA
I give specific suggestions about how my students can improve their classwork. (NA)	NA	NA	NA	NA	NA	NA
I explain things in a different way if my students don't understand something in class. (NA)	NA	NA	NA	NA	NA	NA
I notice when my students are upset or are having emotional difficulty. (NA)	NA	NA	NA	NA	NA	NA

Informational Questions, continued

	Percent %					
	Always	Almost Always	Often	Sometimes	Rarely	Never
T If you are a teacher of grades K-5, ANSWER this question.						
students are expected to think critically. (NA)	NA	NA	NA	NA	NA	NA
students learn a lot in this class. (NA)	NA	NA	NA	NA	NA	NA
students are expected to work hard. (NA)	NA	NA	NA	NA	NA	NA
students are expected to do their best all of the time. (NA)	NA	NA	NA	NA	NA	NA
students are expected to think, not just memorize things. (NA)	NA	NA	NA	NA	NA	NA

Informational Questions - Student Responses



These questions appeared on the survey, but answers were not included in the summary of positive responses on the front page of the NYC School Survey Report.

S How much do you agree with the following statements?	Percent %				
	Strongly Agree	Agree	Disagree	Strongly Disagree	I don't know
This school offers a wide enough variety of programs, classes and activities to keep me interested in school. (71)	29	34	17	9	11
The programs, classes, and activities at this school encourage students to develop talent outside academics. (79)	32	38	10	8	11
This school is kept clean. (72)	25	40	15	10	10
Most of the teaching staff at this school are teaching me the organizational skills and work habits (like note-taking and keeping track of assignments) that I need to succeed in school. (92)	37	47	4	4	9
Most students at this school treat each other with respect. (73)	26	38	12	12	12
At this school students with disabilities are included in all school activities (lunch, class trips, etc.). (91)	32	32	3	3	29

Informational Questions, continued

S How much do you agree with the following statements?	Percent %			
	All of the time	Most of the time	Some of the time	None of the time
At this school students harass or bully other students. (87)	6	7	40	47
At this school students harass or bully each other based on differences (such as race, color, ethnicity, national origin, citizenship/immigration status, religion, gender, gender identity, gender expression, sexual orientation, disability or weight). (88)	6	6	26	62
At this school students get into physical fights. (87)	5	8	59	27
At this school students drink alcohol, use illegal drugs, or abuse prescription drugs while at school. (90)	4	6	20	70
At this school there is gang activity. (88)	5	6	16	73

S If you are a student in grades 9-12, ANSWER this question.	Percent %			
	Strongly Agree	Agree	Disagree	Strongly Disagree
Adults at this school help keep me on track for college or career. (91)	42	49	7	2
There is an adult who is helping me plan for my next steps after graduation (career planning, college selection and application process, financial aid process, etc.). (83)	37	46	13	4