

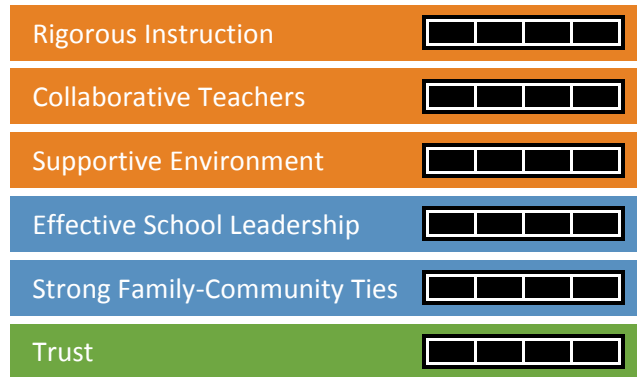
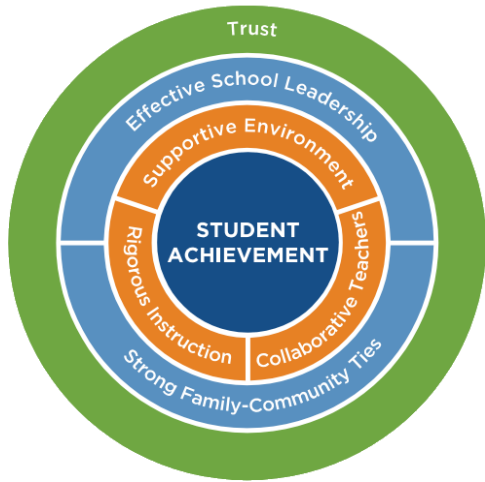
2015-16 School Quality Snapshot / EC

schools.nyc.gov/schoolportals/28/Q303

The Academy for Excellence through the Arts (28Q303)

Framework for Great Schools

Research shows that schools strong in the six areas are far more likely to improve student learning.



General Information

Principal: Barbara Leto
 Grades served: PK,0K,01,02,03
 Enrollment: 196
 Shared Space: No
 Admissions methods: Non-Zoned School

ELA State Tests (3rd grade): 90% met State standards
 (City: 41% | District: 44%)

Student Demographics

Asian: 39% | Black: 3% | Hispanic: 17% | White: 38%
 English Language Learners: 1%
 Student with Special Needs: 11%

Math State Tests (3rd grade): 90% met State standards
 (City: 41% | District: 46%)

Staff Experience

Years of principal experience at this school: 8
 % of teachers with 3 or more years of experience: 69%

Attendance

Student Attendance: 97% (City: 94%) | Students Chronically Absent: 4% (City: 17%)
 Teacher Attendance: 97%



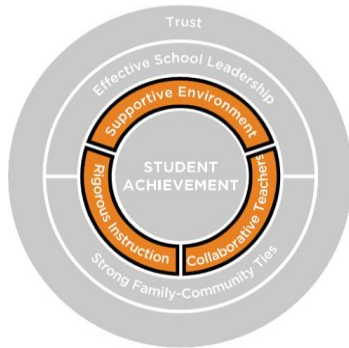
[108-55 69 Avenue](#)

Queens, NY 11375

718-459-1358

Programs and Activities

95% of parents feel that this school offers a wide enough variety of programs, classes, and activities to keep students interested in school (City: 91%)



¹ Quality Review

Ratings from an experienced educator who visited and evaluated the school on May 19, 2016

² Survey Response Rates

Teachers: 100% (13)
Parents: 88% (145)

KEY:



Rigorous Instruction



Curriculum and instruction are designed to engage students, foster critical thinking skills, and are aligned to the Common Core.

Quality Review ¹

How interesting and challenging is the curriculum?



How effective is the teaching and learning?



How well does the school assess what students are learning?



Survey ²

100%

responded positively to questions about Rigorous Instruction

District: 95%
City: 88%

Selected Questions

- 100% of teachers say that students do reading and writing grounded in evidence from text (City: 94%)
- 100% of teachers say that students develop conceptual, procedural, and applied skills in math (City: 94%)

Collaborative Teachers



Teachers participate in opportunities to develop, grow, and contribute to the continuous improvement of the school community.

Quality Review

How well do teachers work with each other?



Survey

99%

responded positively to questions about Collaborative Teachers

District: 91%
City: 88%

Selected Questions

- 100% of teachers say that they work together to design instructional programs (City: 91%)
- 100% of teachers say that they have opportunities to work productively with colleagues in their school (City: 91%)
- 100% of teachers say that they feel responsible that all students learn (City: 94%)

Supportive Environment



The school establishes a culture where students feel safe, challenged to grow, and supported to meet high expectations.

Quality Review

How clearly are high expectations communicated to students and staff?



Less Restrictive Environment

Movement of students with special needs to less restrictive environments



Survey

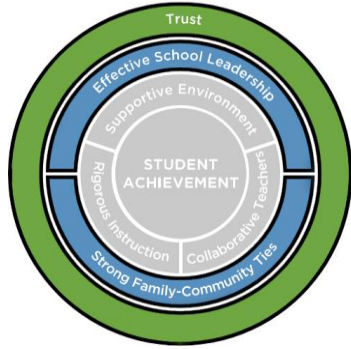
99%

responded positively to questions about Supportive Environment

District: 91%
City: 87%

Selected Questions

- 100% of teachers say that students are safe in the hallways, bathrooms, locker room, and cafeteria (City: 97%)
- 100% of teachers say that adults at the school teach students how to advocate for themselves (City: 90%)
- 100% of teachers say that students feel it is important to come to school every day (City: 95%)



Effective School Leadership



School leadership inspires the school community with a clear instructional vision and effectively distributes leadership to realize this vision.

Survey ²

99%

responded positively to questions about Effective School Leadership

District: 92%
City: 91%

Selected Questions

- 100% of teachers say that the principal communicates a clear vision for this school (City: 93%)
- 100% of teachers say that curriculum and instruction are well coordinated across different grade levels (City: 89%)
- 99% of parents feel that the principal works to create a sense of community in the school (City: 96%)

Strong Family-Community Ties



The school forms effective partnerships with families and outside organizations to improve the school.

Survey

99%

responded positively to questions about Strong Family-Community Ties

District: 96%
City: 94%

Selected Questions

- 99% of parents say that school staff regularly communicate with them about how parents can help their child learn (City: 95%)
- 99% of parents feel that teachers understand families' problems and concerns (City: 95%)
- 100% of teachers say that teachers at this school work closely with families to meet student needs (City: 98%)

Trust



Relationships between administrators, educators, students, and families are based on trust and respect.

Survey

99%

responded positively to questions about Trust

District: 94%
City: 93%

Selected Questions

- 100% of teachers say that they trust the principal (City: 87%)
- 100% of teachers say that they trust each other (City: 89%)
- 99% of parents say that school staff work hard to build trusting relationships with them (City: 96%)

Additional Information

This report is intended to provide a useful summary of school information, but it does not cover everything.

To learn more, parents are encouraged to review additional resources, such as the School Directory, the School Quality Guide, the Quality Review, and the NYC School Survey, and to speak with members of the school community.

² Survey Response Rates

Teachers: 100% (13)
Parents: 88% (145)

KEY:



For more information on this document: http://schools.nyc.gov/NR/rdonlyres/74FA48AC-6242-4156-99DC-A4785E16DDA6/0/2016FamilyGuide_EC.pdf

Quality Review: http://schools.nyc.gov/OA/SchoolReports/2015-16/Quality_Review_2016_Q303.pdf
 NYC School Survey: http://schools.nyc.gov/OA/SchoolReports/2015-16/Survey_2016_Q303.pdf
 NYC School Directory: <http://schools.nyc.gov/ChoicesEnrollment/Elementary/Resources/default.htm>
 NYC School Dashboard: http://schoolqualityreports.nyc/reports/dashboard.html?utm_source=SQR&utm_medium=PDF&utm_campaign=SQS_Official_2016-dbn=28Q3