

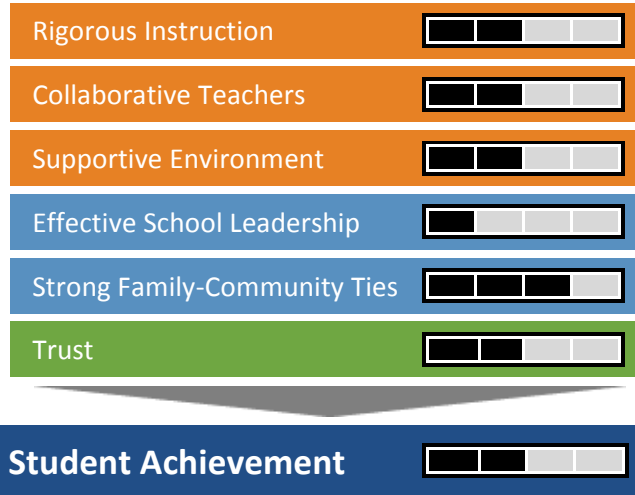
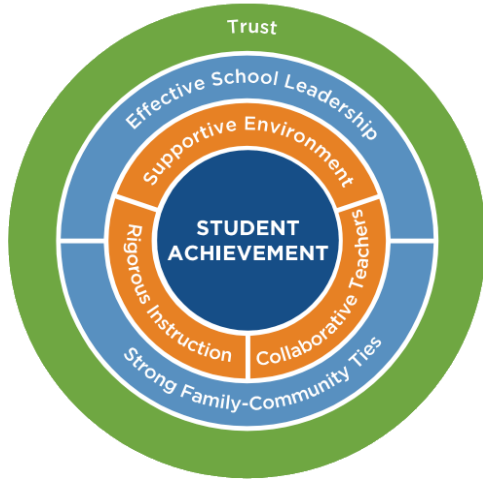
2015-16 School Quality Snapshot / MS

schools.nyc.gov/schoolportals/28/q008

J.H.S. 008 Richard S. Grossley (28Q008)

Framework for Great Schools

Research shows that schools strong in the six areas are far more likely to improve student learning.



KEY:



General Information

Principal: Angela Green
 Grades served: 06,07,08,SE
 Enrollment: 370
 Shared Space: Yes
 Admissions methods: Unscreened

Student Demographics

Asian: 12% | Black: 56% | Hispanic: 21% | White: 1%
 English Language Learners: 13%
 Student with Special Needs: 28%

Staff Experience

Years of principal experience at this school: 7.1
 % of teachers with 3 or more years of experience: 97%

Attendance

Student Attendance: 89% (City: 94%) | Students Chronically Absent: 37% (City: 17%)
 Teacher Attendance: 95%



[108-35 167 Street](#)

Queens, NY 11433

718-739-6883

Activities and Sports

80% of students feel that this school offers a wide enough variety of programs, classes, and activities to keep students interested in school (City: 81%)

Extracurricular Activities

Project BOOST; ARISTA/NJHS; Young Men's Initiative; Girls Empowered and Motivated for Success; Student Government; Dance; Chorus; Band; Drumline; Flocabulary; Achieve 3000; ESL After-School/Saturday Programs; Junior Deans Program; Program Partners: UFT, Teacher Center, Sports & Arts in Schools Foundation; Substance Abuse Prevention and Intervention; Field Trips: High Schools, Colleges; Washington, DC

CHAMPS Sports

Boys: N/A

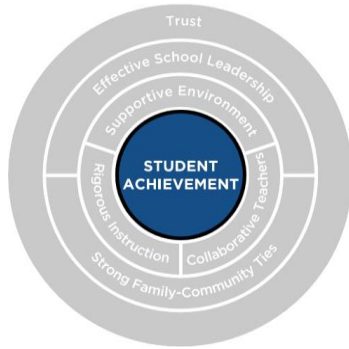
Girls: Basketball League

Co-Ed: Flag Football, Floor Hockey, Soccer

School Overview

All students are encouraged to participate in school activities and community service as well as to develop meaningful relationships with adults in our school. Students enjoy the availability of interesting classes and after-school activities. There is an enrichment program to fit each student's needs. Parents appreciate our various methods of making the home/school connection. We communicate with parents using the school messenger system which notifies parents of school events over the telephone, emails, and mailings. In addition, we provide informational workshops for parents. Parents also enjoy our new Parent Center which is complete with computers, a color printer, and comfortable seating. Our Parent Coordinator and Community Assistants are available to demonstrate Skedula, Acuity, and Access web-based programs for families. ...

For more on this school, please see the Directory.



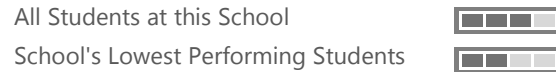
Student Achievement

This section presents information on this school's state test results, including student growth and performance, how students performed in core courses, and how well students are prepared for high school.

Growth on State Tests

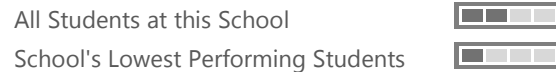
English

How well did this school help students improve on their State English tests?



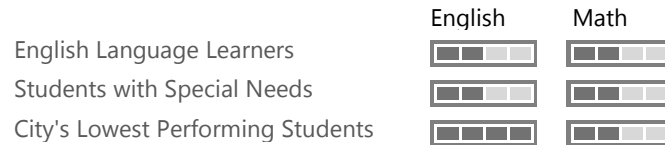
Math

How well did this school help students improve on their State math tests?



Closing the Achievement Gap

How well did this school help different groups of students improve on their State English and math tests?



Passing Courses

Core Courses

86%

pass rate by this school's students in their math, English, social studies, and science classes

Comparison Group*: 85%
District: 93%
City: 92%

Next Level Readiness

82%

of this school's former 8th graders earned enough high school credit in 9th grade to be on track for graduation

Comparison Group*: 85%
District: 89%
City: 87%

Performance on State Tests

English

11%

met State standards on the State English test; the average score at this school was 2.2 out of 4.5

Comparison Group*: 16%
District: 42%
City: 37%

At this school, how did students from different starting points in 5th grade perform on state tests in 8th grade?

English			
Starting Point (5th grade level)	8th Grade Outcomes (on state ELA test)	Comp Group*	
Level 3 or 4	75% scored 3 or 4	64%	
Level 2	24% scored 3 or 4	30%	
Level 1	42% scored 2, 3, or 4	43%	

Math

7%

met State standards on the State math test; the average score at this school was 2.1 out of 4.5

Comparison Group*: 14%
District: 37%
City: 32%

Math			
Starting Point (5th grade level)	8th Grade Outcomes (on state math test)	Comp Group*	
Level 3 or 4	40% scored 3 or 4	51%	
Level 2	6% scored 3 or 4	12%	
Level 1	29% scored 2, 3, or 4	25%	

Which high schools did students from this school most frequently attend?

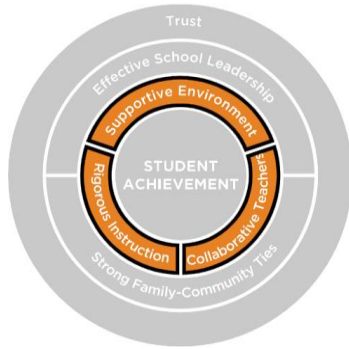
- 10% Hillcrest High School
- 8% John Adams High School
- 6% Thomas A. Edison Career And Technical Education High School
- 5% Newtown High School
- 5% John Bowne High School

KEY:



*Comparison Group is made up of students from other schools across the city who were the most similar to the students at this school, based on their incoming test scores, disability status, economic need, and over-age status. The "comparison group" result is an estimate of how the students at this school would have performed if they had attended other schools throughout the city.

The section ratings are based on more information than what is included in this summary report. For more information, please see: <http://schools.nyc.gov/Accountability>



¹ Quality Review

Ratings from an experienced educator who visited and evaluated the school on May 12, 2016

² Survey Response Rates

Teachers: 100% (37)
 Parents: 41% (138)
 Students: 98% (343)

KEY:



Rigorous Instruction



Curriculum and instruction are designed to engage students, foster critical thinking skills, and are aligned to the Common Core.

Quality Review ¹

How interesting and challenging is the curriculum?



How effective is the teaching and learning?



How well does the school assess what students are learning?



Survey ²

71%

responded positively to questions about Rigorous Instruction

District: 80%
 City: 83%

Selected Questions

66% of students say that they learn a lot from feedback on their work (City: 73%)

79% of students know what their teacher wants them to learn in class (City: 86%)

57% of teachers say that students build on each other's ideas during class discussions (City: 67%)

Collaborative Teachers



Teachers participate in opportunities to develop, grow, and contribute to the continuous improvement of the school community.

Quality Review

How well do teachers work with each other?



Survey

68%

responded positively to questions about Collaborative Teachers

District: 79%
 City: 81%

Selected Questions

92% of teachers say that they work together to design instructional programs (City: 88%)

76% of teachers say that they have opportunities to work productively with colleagues in their school (City: 86%)

81% of teachers say that they feel responsible that all students learn (City: 86%)

Supportive Environment



The school establishes a culture where students feel safe, challenged to grow, and supported to meet high expectations.

Quality Review

How clearly are high expectations communicated to students and staff?



Survey

69%

responded positively to questions about Supportive Environment

District: 72%
 City: 75%

Selected Questions

69% of students feel safe in the hallways, bathrooms, locker room, and cafeteria (City: 82%)

49% of students say that teachers notice when they are upset or having emotional difficulty (City: 56%)

84% of students say that the school provides useful information about the HS application and enrollment process (City: 89%)


Less Restrictive Environment

Movement of students with special needs to less restrictive environments





Effective School Leadership

 School leadership inspires the school community with a clear instructional vision and effectively distributes leadership to realize this vision.

Survey ²

66%

responded positively to questions about Effective School Leadership

District: 83%
City: 86%

Selected Questions

- 65% of teachers say that the principal communicates a clear vision for this school (City: 88%)
- 49% of teachers say that curriculum and instruction are well coordinated across different grade levels (City: 82%)
- 93% of parents feel that the principal works to create a sense of community in the school (City: 95%)

Strong Family-Community Ties

 The school forms effective partnerships with families and outside organizations to improve the school.

Survey

85%

responded positively to questions about Strong Family-Community Ties

District: 84%
City: 86%

Selected Questions

- 91% of parents say that school staff regularly communicate with them about how parents can help their child learn (City: 91%)
- 85% of parents feel that teachers understand families' problems and concerns (City: 91%)
- 95% of teachers say that teachers at this school work closely with families to meet student needs (City: 93%)

Trust

 Relationships between administrators, educators, students, and families are based on trust and respect.

Survey

77%

responded positively to questions about Trust

District: 85%
City: 88%

Selected Questions

- 42% of teachers say that they trust the principal (City: 82%)
- 81% of teachers say that they trust each other (City: 82%)
- 89% of parents say that school staff work hard to build trusting relationships with them (City: 93%)
- 75% of students say that teachers treat them with respect (City: 86%)

Additional Information


This report is intended to provide a useful summary of school information, but it does not cover everything.

To learn more, parents are encouraged to review additional resources, such as the School Directory, the School Quality Guide, the Quality Review, and the NYC School Survey, and to speak with members of the school community.

² Survey Response Rates

Teachers: 100% (37)
Parents: 41% (138)
Students: 98% (343)

KEY:



For more information on this document: <http://schools.nyc.gov/NR/rdonlyres/74BFBB39-8015-4264-820E-46A81D6C265F/0/2016FamilyGuideEMS.pdf>

School Quality Guide: http://schools.nyc.gov/OA/SchoolReports/2015-16/School_Quality_Guide_2016_EMS_Q008.pdf
 Quality Review: http://schools.nyc.gov/OA/SchoolReports/2015-16/Quality_Review_2016_Q008.pdf
 NYC School Survey: http://schools.nyc.gov/OA/SchoolReports/2015-16/Survey_2016_Q008.pdf
 NYC School Directory: <http://schools.nyc.gov/ChoicesEnrollment/Middle/Resources/default.htm>
 NYC School Dashboard: http://schoolqualityreports.nyc/reports/dashboard.html?utm_source=SQR&utm_medium=PDF&utm_campaign=SQS_Official_2016-dbn=28Q0