

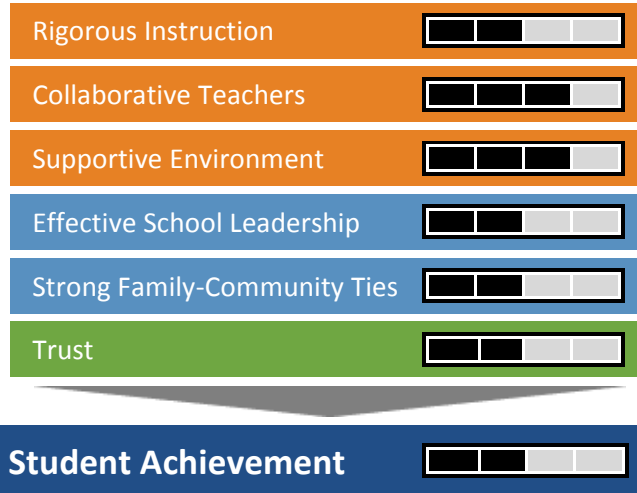
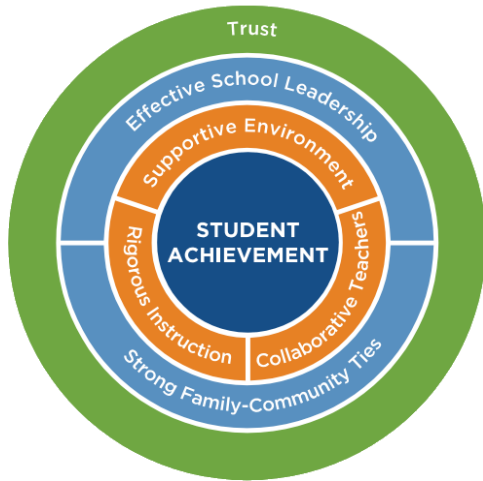
2015-16 School Quality Snapshot / HS

fdrhs.schoolwires.net

Franklin Delano Roosevelt High School (20K505)

Framework for Great Schools

Research shows that schools strong in the six areas are far more likely to improve student learning.



KEY:



General Information

Principal: Melanie Katz
 Grades served: 09,10,11,12,SE
 Enrollment: 3177
 Average SAT: 936/1600
 Shared Space: No
 Admissions methods: Ed. Opt., Zoned Guarantee



[5800 20 Avenue](#)

Brooklyn, NY 11204

718-621-8800

Student Demographics

Asian: 39% | Black: 12% | Hispanic: 30% | White: 19%
 English Language Learners: 32%
 Student with Special Needs: 14%

Staff Experience

Years of principal experience at this school: 1
 % of teachers with 3 or more years of experience: 84%

Attendance

Student Attendance: 88% (City: 89%) | Students Chronically Absent: 26% (City: 30%)
 Teacher Attendance: 97%

School Overview

'Democracy cannot succeed unless those who express their choice are prepared to choose wisely. The real safeguard of democracy, therefore, is education.' -Franklin Delano Roosevelt. To this end, we at Franklin Delano Roosevelt High School provide our students with an extensive range of academic courses and extracurricular activities. The introduction of grade-level communities provides the benefit, focus, and intimacy of a small school while still maintaining the choices, options, and diversity of a large comprehensive high school.

Activities, Sports, and Arts

85% of students feel that this school offers a wide enough variety of programs, classes, and activities to keep them interested in school (City: 73%)

Extracurricular Activities

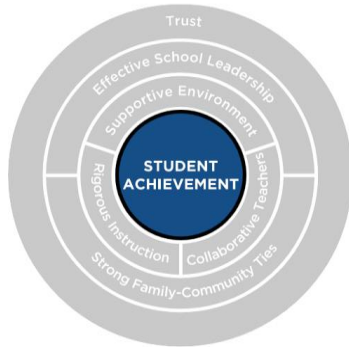
Clubs: Art, Cheerleaders, Chess, Chinese Culture, Christian, Computer Service Squad, Debate Team, Drama, Environmentalist, FDR Theatre Guild, Film, Future Business Leaders of America, Hispanic, Anime, Intel, Jewish, Key, Math Team, Mock Trial, Multicultural, Muslim Student Association, and more...

PSAL Sports

Boys: Badminton, Baseball, Basketball, Bowling, Football, Handball, Outdoor Track, Soccer, Table Tennis, Tennis, Volleyball, Wrestling
Girls: Badminton, Basketball, Bowling, Flag Football, Handball, Soccer, Softball, Table Tennis, Tennis, Volleyball
Co-Ed: Cricket, Golf

Arts Classes

Studio Art, Core Music, Piano Keyboard, Computer Art / Digital Art, Theater Survey / Introduction to Theater, Acting, Ceramics, Guitar, ...



¹ College or career preparatory courses and exams (number of students successfully completing out of 769 seniors):

- College Credit Course (292)
- Chemistry Regents (199)
- Algebra II Regents (172)
- Other A.P. Exams (62)
- Physics Regents (51)
- A.P. Calculus (33)
- A.P. US History (13)
- A.P. English Language (7)
- A.P. English Literature (7)
- Technical Assessment (6)
- Other Advanced Course (1)

Student Achievement

This section presents information on the progress towards graduation, graduation rates, college and career readiness, and postsecondary options pursued by students at this school.

Progress Toward Graduation

Credits

77%

earned enough credits in 9th grade to be on track for graduation

Comparison Group*: 81%
Borough: 84%
City: 84%


67%

earned enough credits in 10th grade to be on track for graduation

Comparison Group*: 73%
Borough: 79%
City: 80%

Regents

How well does this school help students improve from their incoming proficiency levels and perform on Regents exams?



Graduation

4-Year

62%

graduated within four years; for standard-assessment students, the rate was 63%.
Comparison Group*: 65%
Borough: 72%
City: 73%

6-Year

70%

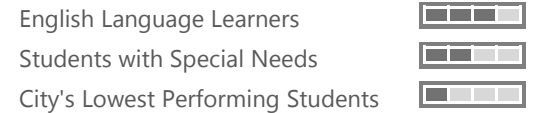
graduated within six years; for standard-assessment students, the rate was 70%.
Comparison Group*: 74%
Borough: 77%
City: 77%

At this school, how did students from different starting points in 8th grade perform in high school?

Starting Point (8th grade level)	High School Outcomes			
	Graduated in 4 yrs		College ready	
	School	Comp Group*	School	Comp Group*
Level 3 or 4	94%	93%	78%	74%
Level 2	76%	81%	43%	32%
Level 1	47%	52%	11%	8%

Closing the Achievement Gap

How well did this school help different groups of students graduate in four years?



College and Career Readiness

51%

successfully completed approved college or career preparatory courses and exams.

Comparison Group*: 36%
Borough: 47%
City: 47%

33%

graduated college ready (met CUNY's standards for avoiding remedial classes)

Comparison Group*: 24%
Borough: 35%
City: 37%

54%

graduated from high school and enrolled in college or other postsecondary program within 6 months

Comparison Group*: 49%
Borough: 55%
City: 55%

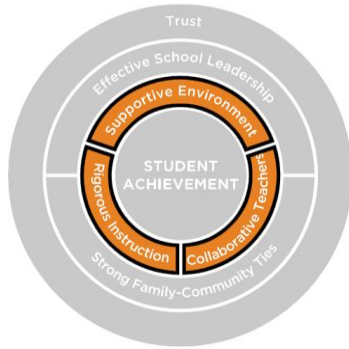
Postsecondary options pursued by students from this school:

- 28% CUNY (City University of New York) - 4 yr
- 19% CUNY (City University of New York) - 2 yr
- 4% New York State Public
- 2% New York State Private
- 2% Out of State
- 0% Other

KEY:



*Comparison Group is made up of students from other schools across the city who were the most similar to the students at this school, based on their incoming test scores, disability status, economic need, and over-age status. The "comparison group" result is an estimate of how the students at this school would have performed if they had attended other schools throughout the city.



¹ Quality Review

Ratings from an experienced educator who visited and evaluated the school on 20-Apr-15

² Survey Response Rates

Teachers: 92% (178)
 Parents: 36% (1029)
 Students: 71% (2144)

KEY:



Rigorous Instruction

Curriculum and instruction are designed to engage students, foster critical thinking skills, and are aligned to the Common Core.

Quality Review ¹

- How interesting and challenging is the curriculum?
- How effective is the teaching and learning?
- How well does the school assess what students are learning?

Survey ²

76%
 responded positively to questions about Rigorous Instruction
 Borough: 81%
 City: 81%

Selected Questions

- 66% of students say that they learn a lot from feedback on their work (City: 65%)
- 79% of students know what their teacher wants them to learn in class (City: 80%)
- 54% of teachers say that students build on each other's ideas during class discussions (City: 65%)

Collaborative Teachers

Teachers participate in opportunities to develop, grow, and contribute to the continuous improvement of the school community.

Quality Review

- How well do teachers work with each other?

Survey

74%
 responded positively to questions about Collaborative Teachers
 Borough: 79%
 City: 80%

Selected Questions

- 85% of teachers say that they work together to design instructional programs (City: 87%)
- 59% of teachers say that they have opportunities to work productively with colleagues in their school (City: 83%)
- 85% of teachers say that they feel responsible that all students learn (City: 86%)

Supportive Environment

The school establishes a culture where students feel safe, challenged to grow, and supported to meet high expectations.

Quality Review

- How clearly are high expectations communicated to students and staff?

Survey

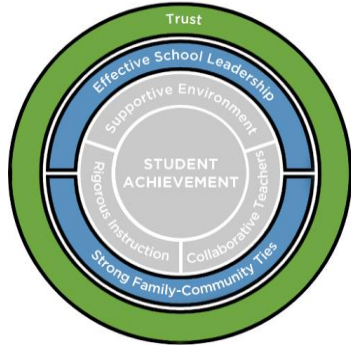
70%
 responded positively to questions about Supportive Environment
 Borough: 69%
 City: 70%

Selected Questions


- 82% of students feel safe in the hallways, bathrooms, locker room, and cafeteria (City: 83%)
- 44% of students say that teachers notice when they are upset or having emotional difficulty (City: 48%)
- 81% of students say that adults at this school help keep them on track for college or career (City: 85%)

Less Restrictive Environment

- Movement of students with special needs to less restrictive environments



Effective School Leadership

 School leadership inspires the school community with a clear instructional vision and effectively distributes leadership to realize this vision.

Survey ²

72%

responded positively to questions about Effective School Leadership

Borough: 84%
City: 84%

Selected Questions

- 66% of teachers say that the principal communicates a clear vision for this school (City: 82%)
- 73% of teachers say that curriculum and instruction are well coordinated across different grade levels (City: 79%)
- 89% of parents feel that the principal works to create a sense of community in the school (City: 93%)

Strong Family-Community Ties

 The school forms effective partnerships with families and outside organizations to improve the school.

Survey

75%

responded positively to questions about Strong Family-Community Ties

Borough: 83%
City: 82%

Selected Questions

- 89% of parents say that school staff regularly communicate with them about how parents can help their child learn (City: 89%)
- 84% of parents feel that teachers understand families' problems and concerns (City: 89%)
- 83% of teachers say that teachers at this school work closely with families to meet student needs (City: 88%)

Trust

 Relationships between administrators, educators, students, and families are based on trust and respect.

Survey

78%

responded positively to questions about Trust

Borough: 87%
City: 86%

Selected Questions

- 43% of teachers say that they trust the principal (City: 76%)
- 81% of teachers say that they trust each other (City: 83%)
- 90% of parents say that school staff work hard to build trusting relationships with them (City: 92%)
- 86% of students say that teachers treat them with respect (City: 87%)

Additional Information

This report is intended to provide a useful summary of school information, but it does not cover everything.

To learn more, parents are encouraged to review additional resources, such as the School Directory, the School Quality Guide, the Quality Review, and the NYC School Survey, and to speak with members of the school community.

² Survey Response Rates

Teachers: 92% (178)
Parents: 36% (1029)
Students: 71% (2144)

KEY:



For more information on this document: <http://schools.nyc.gov/NR/rdonlyres/2090D320-5C09-4D4E-BE64-3B1CC41B850C/0/2016FamilyGuideHS.pdf>

School Quality Guide: http://schools.nyc.gov/OA/SchoolReports/2015-16/School_Quality_Guide_2016_HS_K505.pdf
 Quality Review: http://schools.nyc.gov/OA/SchoolReports/2014-15/Quality_Review_2015_K505.pdf
 NYC School Survey: http://schools.nyc.gov/OA/SchoolReports/2015-16/Survey_2016_K505.pdf
 NYC School Directory: <http://schoolfinder.nyc.gov/-/schools/20K505>
 NYC School Dashboard: http://schoolqualityreports.nyc/reports/dashboard.html?utm_source=SQR&utm_medium=PDF&utm_campaign=SQS_Official_2016-dbn=20K50