

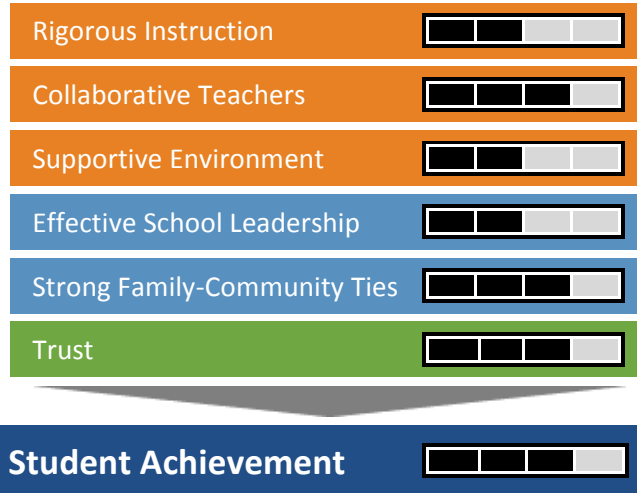
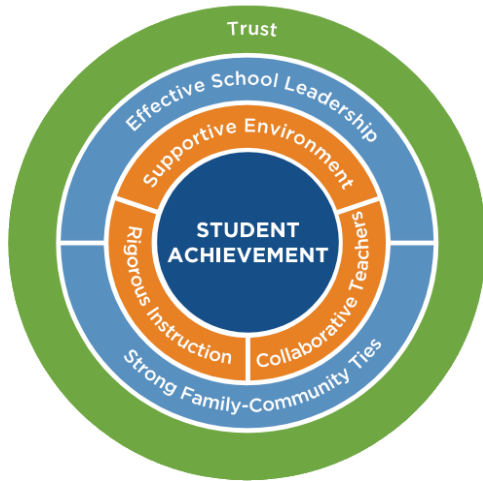
2015-16 School Quality Snapshot / HS

www.thecinemaschool.org

The Cinema School (12X478)

Framework for Great Schools

Research shows that schools strong in the six areas are far more likely to improve student learning.



KEY:



General Information

Principal: Keisha Warner
 Grades served: 09,10,11,12,SE
 Enrollment: 318
 Average SAT: 928/1600
 Shared Space: Yes
 Admissions methods: Screened



[1551 East 172nd Street](#)

Bronx, NY 10472
 718-620-2560

Student Demographics

Asian: 3% | Black: 21% | Hispanic: 70% | White: 4%
 English Language Learners: 5%
 Student with Special Needs: 13%

Staff Experience

Years of principal experience at this school: 3
 % of teachers with 3 or more years of experience: 71%

Attendance

Student Attendance: 89% (City: 89%) | Students Chronically Absent: 36% (City: 30%)
 Teacher Attendance: 97%

School Overview

The Cinema School offers a rich liberal arts education grounded in creative activity. Filmmaking serves as the core of a strong academic program that prepares students for a wide range of careers. All students take the required courses for an Advanced Regents Diploma which will prepare them for admissions to competitive four-year universities. Competitive colleges love our students! In addition to providing students with essential creative and technological skills, filmmaking also deepens learning by building confidence, responsibility, teamwork, and leadership. We offer a supportive small school community and individualized attention.

Activities, Sports, and Arts

64% of students feel that this school offers a wide enough variety of programs, classes, and activities to keep them interested in school (City: 73%)

Extracurricular Activities

Art, Backgammon, French, Filmmaking, Fitness, Film Screenings, Acting & Directing in Film, Community Service, SAT Preparation, Student Activities Committee, Tutoring, Regents Preparation, Yearbook

PSAL Sports

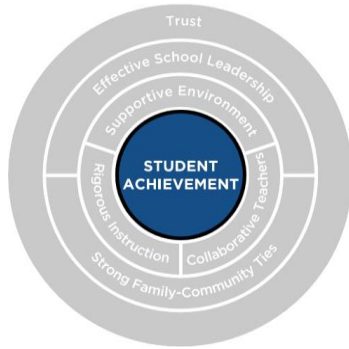
Boys: Soccer

Girls: Badminton, Basketball, Flag Football, Soccer, Softball, Volleyball

Co-Ed: N/A

Arts Classes

Filmmaking / Video



¹ College or career preparatory courses and exams (number of students successfully completing out of 78 seniors):

- College Credit Course (21)
- Algebra II Regents (13)
- Chemistry Regents (13)
- A.P. English Literature (4)

Student Achievement

This section presents information on the progress towards graduation, graduation rates, college and career readiness, and postsecondary options pursued by students at this school.

Progress Toward Graduation

Credits

97%

earned enough credits in 9th grade to be on track for graduation

Comparison Group*: 85%
Borough: 79%
City: 84%

81%

earned enough credits in 10th grade to be on track for graduation

Comparison Group*: 80%
Borough: 75%
City: 80%

Regents

How well does this school help students improve from their incoming proficiency levels and perform on Regents exams?



Graduation

4-Year

86%

graduated within four years

Comparison Group*: 88%
Borough: 66%
City: 73%

6-Year

95%

graduated within six years

Comparison Group*: 92%
Borough: 69%
City: 77%

At this school, how did students from different starting points in 8th grade perform in high school?

| Starting Point (8th grade level) | High School Outcomes | | | |
|----------------------------------|----------------------|-------------|---------------|-------------|
| | Graduated in 4 yrs | | College ready | |
| | School | Comp Group* | School | Comp Group* |
| Level 3 or 4 | 97% | 97% | 75% | 77% |
| Level 2 | 95% | 90% | 34% | 36% |
| Level 1 | 81% | 76% | 6% | 11% |

Closing the Achievement Gap

How well did this school help different groups of students graduate in four years?

| | |
|-----------------------------------|-----|
| English Language Learners | N/A |
| Students with Special Needs | |
| City's Lowest Performing Students | N/A |

College and Career Readiness

35%

successfully completed approved college or career preparatory courses and exams.

Comparison Group*: 52%
Borough: 32%
City: 47%

42%

graduated college ready (met CUNY's standards for avoiding remedial classes)

Comparison Group*: 37%
Borough: 25%
City: 37%

68%


graduated from high school and enrolled in college or other postsecondary program within 6 months

Comparison Group*: 70%
Borough: 46%
City: 55%

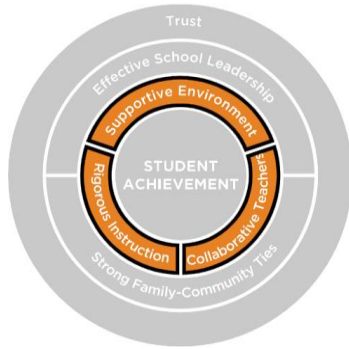
Postsecondary options pursued by students from this school:

- 12% CUNY (City University of New York) - 4 yr
- 20% CUNY (City University of New York) - 2 yr
- 17% New York State Public
- 12% New York State Private
- 6% Out of State
- 1% Other

KEY:



*Comparison Group is made up of students from other schools across the city who were the most similar to the students at this school, based on their incoming test scores, disability status, economic need, and over-age status. The "comparison group" result is an estimate of how the students at this school would have performed if they had attended other schools throughout the city.



¹ Quality Review

Ratings from an experienced educator who visited and evaluated the school on April 21, 2015

² Survey Response Rates

Teachers: 95% (21)
 Parents: 37% (112)
 Students: 91% (278)

KEY:



Rigorous Instruction



Curriculum and instruction are designed to engage students, foster critical thinking skills, and are aligned to the Common Core.

Quality Review ¹

How interesting and challenging is the curriculum?



How effective is the teaching and learning?



How well does the school assess what students are learning?



Survey ²

75%

responded positively to questions about Rigorous Instruction

Borough: 79%
 City: 81%

Selected Questions

63% of students say that they learn a lot from feedback on their work (City: 65%)

78% of students know what their teacher wants them to learn in class (City: 80%)

42% of teachers say that students build on each other's ideas during class discussions (City: 65%)

Collaborative Teachers



Teachers participate in opportunities to develop, grow, and contribute to the continuous improvement of the school community.

Quality Review

How well do teachers work with each other?



Survey

70%

responded positively to questions about Collaborative Teachers

Borough: 78%
 City: 80%

Selected Questions

81% of teachers say that they work together to design instructional programs (City: 87%)

80% of teachers say that they have opportunities to work productively with colleagues in their school (City: 83%)

76% of teachers say that they feel responsible that all students learn (City: 86%)

Supportive Environment



The school establishes a culture where students feel safe, challenged to grow, and supported to meet high expectations.

Quality Review

How clearly are high expectations communicated to students and staff?



Less Restrictive Environment

Movement of students with special needs to less restrictive environments



Survey

65%

responded positively to questions about Supportive Environment

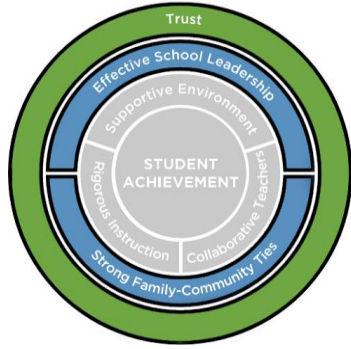
Borough: 68%
 City: 70%

Selected Questions

89% of students feel safe in the hallways, bathrooms, locker room, and cafeteria (City: 83%)

50% of students say that teachers notice when they are upset or having emotional difficulty (City: 48%)

78% of students say that adults at this school help keep them on track for college or career (City: 85%)



Effective School Leadership



School leadership inspires the school community with a clear instructional vision and effectively distributes leadership to realize this vision.

Survey ²

75%

responded positively to questions about Effective School Leadership

Borough: 82%
City: 84%

Selected Questions

- 62% of teachers say that the principal communicates a clear vision for this school (City: 82%)
- 81% of teachers say that curriculum and instruction are well coordinated across different grade levels (City: 79%)
- 96% of parents feel that the principal works to create a sense of community in the school (City: 93%)

Strong Family-Community Ties



The school forms effective partnerships with families and outside organizations to improve the school.

Survey

79%

responded positively to questions about Strong Family-Community Ties

Borough: 82%
City: 82%

Selected Questions

- 90% of parents say that school staff regularly communicate with them about how parents can help their child learn (City: 89%)
- 95% of parents feel that teachers understand families' problems and concerns (City: 89%)
- 81% of teachers say that teachers at this school work closely with families to meet student needs (City: 88%)

Trust



Relationships between administrators, educators, students, and families are based on trust and respect.

Survey

83%

responded positively to questions about Trust

Borough: 86%
City: 86%

Selected Questions

- 57% of teachers say that they trust the principal (City: 76%)
- 71% of teachers say that they trust each other (City: 83%)
- 94% of parents say that school staff work hard to build trusting relationships with them (City: 92%)
- 86% of students say that teachers treat them with respect (City: 87%)

Additional Information

This report is intended to provide a useful summary of school information, but it does not cover everything.

To learn more, parents are encouraged to review additional resources, such as the School Directory, the School Quality Guide, the Quality Review, and the NYC School Survey, and to speak with members of the school community.

² Survey Response Rates

Teachers: 95% (21)
Parents: 37% (112)
Students: 91% (278)

KEY:



For more information on this document: <http://schools.nyc.gov/NR/rdonlyres/2090D320-5C09-4D4E-BE64-3B1CC41B850C/0/2016FamilyGuideHS.pdf>

School Quality Guide: http://schools.nyc.gov/OA/SchoolReports/2015-16/School_Quality_Guide_2016_HS_X478.pdf

Quality Review: http://schools.nyc.gov/OA/SchoolReports/2014-15/Quality_Review_2015_X478.pdf

NYC School Survey: http://schools.nyc.gov/OA/SchoolReports/2015-16/Survey_2016_X478.pdf

NYC School Directory: <http://schoolfinder.nyc.gov/-/schools/12X478>

NYC School Dashboard: http://schoolqualityreports.nyc/reports/dashboard.html?utm_source=SQR&utm_medium=PDF&utm_campaign=SQS_Official_2016-dbn=12X47