

P.S. K811 Connie Lekas School (75K811)

2016–17 School Quality Snapshot / District 75

General Information

schools.nyc.gov

Principal: Antoinette Rose
Grades served: 06,07,08,09,10,11,12,SE
Enrollment: 349
Number of Sites: 4

Student Demographics

Asian: 8% | Black: 53% | Hispanic: 21% | White: 14%
English Language Learners: 25%

Staff Experience

Years of principal experience at this school: 8.9
% of teachers with 3 or more years of experience: 85%

Attendance

Change in Student Attendance: -1%
Teacher Attendance: 95%

Programs

12:1:1 (40%) 6:1:1 (12%) ICT/SETSS/RS (10%)
12:1:4 (31%) 8:1:1 (6%) Other (0%)



2525 Haring Street
Brooklyn NY 11235

718-769-6984

Programs and Activities

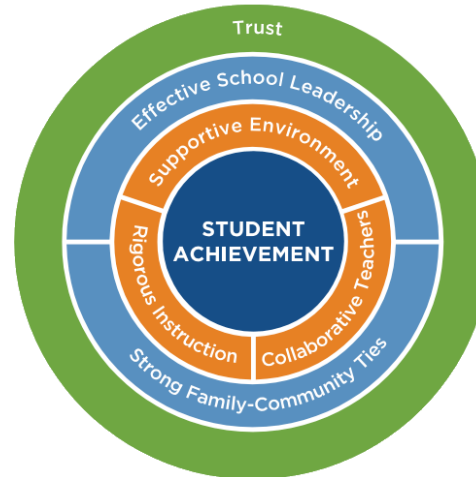
91% of parents feel that this school offers a wide enough variety of programs, classes, and activities to keep students interested in school (City: 90%)

IEP Process

88% of parents say they are satisfied with the educational planning and Individual Education Program (IEP) development process at this school (City: 93%)

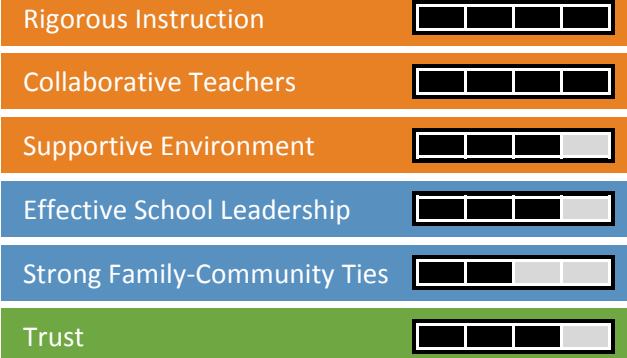
Framework for Great Schools

Research shows that schools strong in the six areas are far more likely to improve student learning.



KEY:

Excellent Good Fair Poor



Performance on Assessments

Local Assessments**

55 is the average growth percentile on the local assessments; 91% of students at this school participated (Citywide D75 Average: 51)

Alternative Assessments - State (NYSAA)

Students at this school achieved the following results (with 18% participating in this assessment):

| | |
|---------------------------|----------------------------|
| ELA: Level 1 - 11% | Math: Level 1 - 10% |
| Level 2 - 3% | Level 2 - 10% |
| Level 3 - 58% | Level 3 - 36% |
| Level 4 - 27% | Level 4 - 45% |

Standard English Assessments*

N/A is the average growth percentile for the State Standard English assessment; N/A of students at this school participated (Citywide D75 Average: N/A)

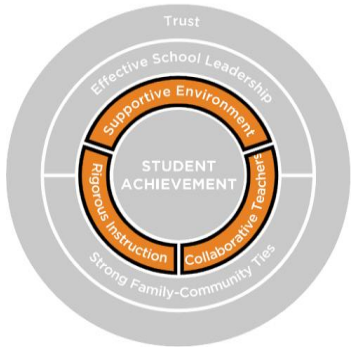
Standard Math Assessments*

N/A is the average growth percentile for the State Standard Math assessment; N/A of students at this school participated (Citywide D75 Average: N/A)

*State Standard Assessments included for this school are applicable grades 3-12 state tests.

**Local Assessments included for this school are FAST.

Growth percentiles show how a student's performance compares with other students with similar academic histories (such as prior test scores) and student characteristics (such as disability status, English Language Learner status, and economic need). For example, a growth percentile of 60 means that a student performed better than 60% of students with similar academic histories and student characteristics.



¹ Quality Review

Ratings from an experienced educator who visited and evaluated the school January 12, 2016

² Survey Response Rates

Teachers: 59% (35)
Parents: 21% (71)

The section ratings are based on more information than what is displayed in this report. For more information, please see: schools.nyc.gov/Accountability

KEY:



Rigorous Instruction



Curriculum and instruction are designed to engage students, foster critical thinking skills, and are aligned to the Common Core.

Quality Review ¹

How interesting and challenging is the curriculum?



How effective is the teaching and learning?



How well does the school assess what students are learning?



Survey ²

80%

responded positively to questions about Rigorous Instruction

City: 77%
District: 77%

Selected Questions

92% of parents say this school works to achieve the goals on their child's IEP (City: 94%)

90% of teachers say they had the resources to include opportunities for reading and writing grounded in evidence from text (City: 90%)

87% of teachers say they had the resources to include opportunities for developing students' conceptual, procedural, and applied skills in math (City: 89%)

Collaborative Teachers



Teachers participate in opportunities to develop, grow, and contribute to the continuous improvement of the school community.

Quality Review

How well do teachers work with each other?



How well are teachers developed and evaluated?

N/A

Survey

85%

responded positively to questions about Collaborative Teachers

City: 85%
District: 85%

Selected Questions

94% of teachers say that teachers at this school work together to design instructional programs (City: 84%)

91% of teachers say that they have opportunities to work productively with colleagues in their school (City: 87%)

80% of teachers say that teachers feel responsible that all students learn (City: 81%)

Supportive Environment



The school establishes a culture where students feel safe, challenged to grow, and supported to meet high expectations.

Quality Review

How clearly are high expectations communicated to students and staff?



How safe and inclusive is the school?

N/A

Less Restrictive Environment

Movement of students with special needs to less restrictive environments



Integration into General Education schools



Survey

80%

responded positively to questions about Supportive Environment

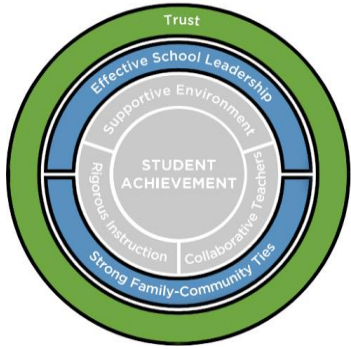
City: 83%
District: 83%

Selected Questions

N/A of teachers say that students are safe in the hallways, bathrooms, locker room, and cafeteria (City: N/A)

76% of teachers say that adults at this school tell students that they believe that they can achieve high academic standards (City: 84%)

89% of parents believe this school offers activities and services to improve life outcomes for their child (City: 91%)



¹ Quality Review

Ratings from an experienced educator who visited and evaluated the school January 12, 2016

² Survey Response Rates

Teachers: 59% (35)
Parents: 21% (71)

The section ratings are based on more information than what is displayed in this report. For more information, please see: schools.nyc.gov/Accountability

KEY:

| | |
|-----------|--|
| Excellent | |
| Good | |
| Fair | |
| Poor | |

Effective School Leadership

School leadership inspires the school community with a clear instructional vision and effectively distributes leadership to realize this vision.



Quality Review ¹

- How well are resources aligned to instructional goals?
N/A
- How well does the school meet its goals?
N/A
- How well does the school make decisions?
N/A

Survey ²

85%
responded positively to questions about Effective School Leadership
City: 85%
District: 85%

Selected Questions

- 94% of teachers say that the principal communicates a clear vision for this school (City: 89%)
- 77% of teachers say that curriculum, instruction, and learning materials are well coordinated across different grade levels (City: 82%)
- 96% of parents feel that the principal works to create a sense of community in the school (City: 95%)

Strong Family-Community Ties

The school forms effective partnerships with families and outside organizations to improve the school.



Quality Review

How well does the school partner with families?

Survey

87%
responded positively to questions about Strong Family-Community Ties
City: 90%
District: 89%

Selected Questions

- 97% of parents say that school staff regularly communicate with them about how parents can help their child learn (City: 93%)
- 80% of parents feel that teachers understand families' problems and concerns (City: 93%)
- 94% of teachers say that teachers at this school work closely with families to meet student needs (City: 95%)

Trust

Relationships between administrators, educators, students, and families are based on trust and respect.



Survey

88%
responded positively to questions about Trust
City: 90%
District: 90%

Selected Questions

- 85% of teachers say that they trust the principal (City: 83%)
- 71% of teachers say that they trust each other (City: 81%)
- 94% of parents say that school staff work hard to build trusting relationships with them (City: 94%)

Additional Information: This report provides a summary of school information; to learn more, parents are encouraged to review the resources listed below and speak with members of the school community. For an explanation of this document, see the [Family Guide](#).

School Quality Guide, including NYC School Survey: tools.nycenet.edu/guide/2017/#dbn=75K811&report_type=D75

Quality Review: schools.nyc.gov/OA/SchoolReports/2015-16/Quality_Review_2016_K811.pdf

School Performance Dashboard: tools.nycenet.edu/dashboard/#dbn=75K811&report_type=D75