

# The Equity Project Charter School (TEP) (84M430)

2016–17 School Quality Snapshot / Middle School

## General Information

[www.tepcharter.org](http://www.tepcharter.org)

Principal: Zeke Vanderhoek

Grades served: 0K,05,06,07,08

Enrollment: 598

Shared Space: Yes

Admissions methods: Charter Lottery

## Student Demographics

Asian: 0% | Black: 5% | Hispanic: 93% | White: 0%

English Language Learners: 24%

Student with Special Needs: 23%

## Staff Experience

Years of principal experience at this school: N/A

% of teachers with 3 or more years of experience: N/A

## Attendance

Student Attendance: 96% (City: 94%)

Students Chronically Absent: 6% (City: 19%)

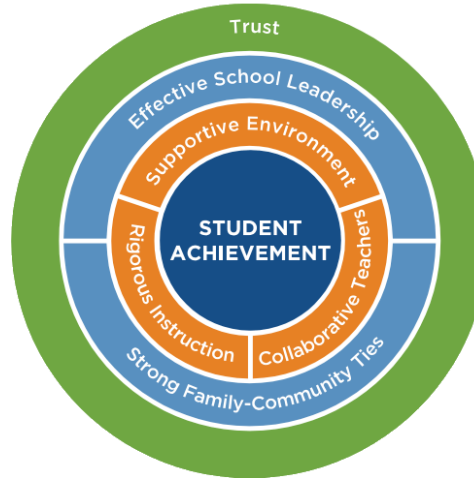
Teacher Attendance: N/A

## School Overview

The Equity Project (TEP) Charter School believes that teacher quality is the most important factor in achieving educational equity. Spurred by this belief, TEP reallocates its public funds by making an unprecedented investment in attracting and retaining great teachers. TEP students learn from TEP's master teachers in six core subjects - English, Math, Music, Social Studies, Science, and Physical Education. TEP's curriculum emphasizes language development and interdisciplinary learning.

## Framework for Great Schools

Research shows that schools strong in the six areas are far more likely to improve student learning.



Rigorous Instruction

Collaborative Teachers

Supportive Environment

Effective School Leadership

Strong Family-Community Ties

Trust

**Student Achievement**

### KEY:

Excellent  Good  Fair  Poor

## Activities and Sports

**97%** of students feel that this school offers a wide enough variety of programs, classes, and activities to keep students interested in school (City: 76%)

### Extracurricular Activities

N/A

### CHAMPS Sports

**Boys:** N/A

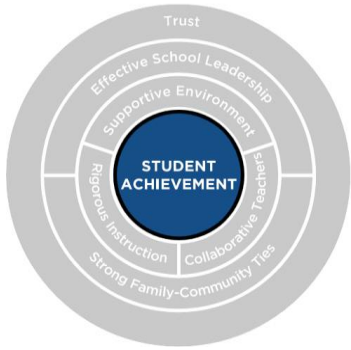
**Girls:** N/A

**Co-Ed:** N/A



549 Audobon Avenue  
Manhattan NY 10040

646-254-6451



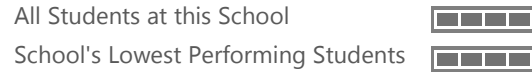
## Student Achievement

This section presents information on this school's state test results, including student growth and performance, how students performed in core courses, and how well students are prepared for high school.

### Growth on State Tests

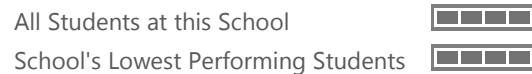
#### English

How well did this school help students improve on their State English tests?



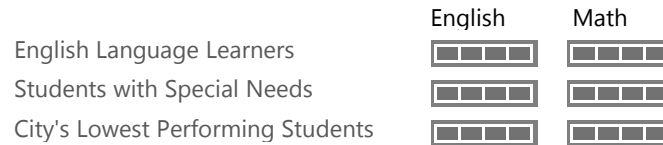
#### Math

How well did this school help students improve on their State math tests?



### Closing the Achievement Gap

How well did this school help different groups of students improve on their State English and math tests?



### Passing Courses

#### Core Courses

**89%**

pass rate by this school's students in their math, English, social studies, and science classes

Comparison Group\*: 91%  
District: 91%  
City: 93%

#### Next Level Readiness

**91%**

of this school's former 8th graders earned enough high school credit in 9th grade to be on track for graduation

Comparison Group\*: 92%  
District: 88%  
City: 90%

### Performance on State Tests

#### English

**31%**

met State standards on the State English test; the average score at this school was 2.6 out of 4.5

Comparison Group\*: 27%  
District: 30%  
City: 41%




#### Math

**43%**




met State standards on the State math test; the average score at this school was 2.9 out of 4.5

Comparison Group\*: 28%  
District: 21%  
City: 33%

Over the past two years, how did 8th graders from different starting points in 5th grade perform at this school?

English			
Starting Point (5th grade level)	8th Grade Outcomes (on state ELA test)	Comp Group*	
Level 3 or 4	91% scored 3 or 4	81%	
Level 2	56% scored 3 or 4	48%	
Level 1	74% scored 2, 3, or 4	69%	

Math			
Starting Point (5th grade level)	8th Grade Outcomes (on state math test)	Comp Group*	
Level 3 or 4	84% scored 3 or 4	61%	
Level 2	42% scored 3 or 4	18%	
Level 1	74% scored 2, 3, or 4	41%	

### Which high schools did students from this school most frequently attend?

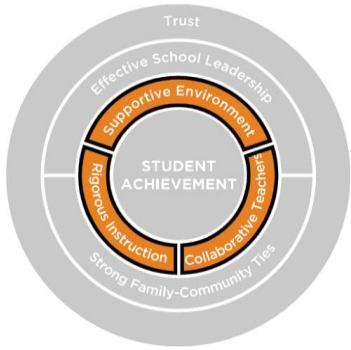
- 7% High School For Health Professions And Human Services
- 6% New Visions Charter High School For Advanced Math And Science
- 4% Urban Assembly Gateway School For Technology
- 4% Park East High School
- 4% Broome Street Academy Charter School

The section ratings are based on more information than what is displayed in this report. For more information, please see: [schools.nyc.gov/Accountability](https://schools.nyc.gov/Accountability)

## KEY:



\*Comparison Group is made up of students from other schools across the city who were the most similar to the students at this school, based on their incoming test scores, disability status, English Language Learner status, economic need, and over-age status. The "comparison group" result is an estimate of how the students at this school would have performed if they had attended other schools throughout the city.



**1 Quality Review**


Charter schools do not receive Quality Reviews. They are monitored and evaluated by authorizers. The school's authorizer is **New York City Department of Education - Chancellor**, and its reports can be found on its website: [schools.nyc.gov/community/charters/default.htm](http://schools.nyc.gov/community/charters/default.htm)

**2 Survey Response Rates**

Teachers: 79% (42)  
Parents: 100% (551)  
Students: 98% (341)

The section ratings are based on more information than what is displayed in this report. For more information, please see: [schools.nyc.gov/Accountability](http://schools.nyc.gov/Accountability)

**KEY:**



**Rigorous Instruction**



Curriculum and instruction are designed to engage students, foster critical thinking skills, and are aligned to the Common Core.

**Quality Review <sup>1</sup>**

- How interesting and challenging is the curriculum?  
N/A
- How effective is the teaching and learning?  
N/A
- How well does the school assess what students are learning?  
N/A

**Survey <sup>2</sup>**

**91%**  
responded positively to questions about Rigorous Instruction  
  
District: 84%  
City: 82%

**Selected Questions**

- 84% of students say that they learn a lot from feedback on their work (City: 71%)
- 92% of students know what their teacher wants them to learn in class (City: 86%)
- 76% of teachers say that students build on each other's ideas during class discussions (City: 69%)

**Collaborative Teachers**



Teachers participate in opportunities to develop, grow, and contribute to the continuous improvement of the school community.

**Quality Review**

- How well do teachers work with each other?  
N/A
- How well are teachers developed and evaluated?  
N/A

**Survey**

**92%**  
responded positively to questions about Collaborative Teachers  
  
District: 84%  
City: 83%

**Selected Questions**

- 79% of teachers say that teachers at this school work together to design instructional programs (City: 88%)
- 100% of teachers say that they have opportunities to work productively with colleagues in their school (City: 85%)
- 100% of teachers say that teachers feel responsible that all students learn (City: 88%)

**Supportive Environment**



The school establishes a culture where students feel safe, challenged to grow, and supported to meet high expectations.

**Quality Review**

- How clearly are high expectations communicated to students and staff?  
N/A
- How safe and inclusive is the school?  
N/A

**Survey**

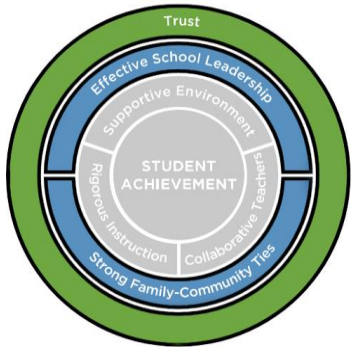
**86%**  
responded positively to questions about Supportive Environment  
  
District: 78%  
City: 75%

**Selected Questions**

- 95% of students feel safe in the hallways, bathrooms, locker room, and cafeteria (City: 84%)
- 69% of students say that teachers support them when they are upset (City: 56%)
- 97% of students say that this school provides useful information about the HS application and enrollment process (City: 89%)

**Less Restrictive Environment**

Movement of students with special needs to less restrictive environments



**1 Quality Review**

Charter schools do not receive Quality Reviews. They are monitored and evaluated by authorizers. The school's authorizer is **New York City Department of Education - Chancellor**, and its reports can be found on its website: [schools.nyc.gov/community/charters/default.htm](http://schools.nyc.gov/community/charters/default.htm)

**2 Survey Response Rates**

Teachers: 79% (42)  
Parents: 100% (551)  
Students: 98% (341)

The section ratings are based on more information than what is displayed in this report. For more information, please see: [schools.nyc.gov/Accountability](http://schools.nyc.gov/Accountability)

**KEY:**

Excellent	
Good	
Fair	
Poor	

**Effective School Leadership**



School leadership inspires the school community with a clear instructional vision and effectively distributes leadership to realize this vision.

**Quality Review <sup>1</sup>**

How well are resources aligned to instructional goals?  
N/A

How well does the school meet its goals?  
N/A

How well does the school make decisions?  
N/A

**Survey <sup>2</sup>**

**95%**  
responded positively to questions about Effective School Leadership  
District: 87%  
City: 85%

**Selected Questions**

100% of teachers say that the principal communicates a clear vision for this school (City: 87%)

83% of teachers say that curriculum, instruction, and learning materials are well coordinated across different grade levels (City: 83%)

96% of parents feel that the principal works to create a sense of community in the school (City: 93%)

**Strong Family-Community Ties**



The school forms effective partnerships with families and outside organizations to improve the school.

**Quality Review**

How well does the school partner with families?  
N/A

**Survey**

**93%**  
responded positively to questions about Strong Family-Community Ties  
District: 90%  
City: 91%

**Selected Questions**

95% of parents say that school staff regularly communicate with them about how parents can help their child learn (City: 91%)

92% of parents say that they have communicated with their child's teacher about their child's performance (City: 92%)

100% of teachers say that teachers at this school work closely with families to meet student needs (City: 95%)

**Trust**



Relationships between administrators, educators, students, and families are based on trust and respect.

**Survey**

**95%**  
responded positively to questions about Trust  
District: 90%  
City: 87%

**Selected Questions**

98% of teachers say that they trust the principal (City: 81%)

95% of teachers say that they trust each other (City: 84%)

97% of parents say that school staff work hard to build trusting relationships with them (City: 93%)

95% of students say that teachers treat them with respect (City: 86%)

**Additional Information:** This report provides a summary of school information; to learn more, parents are encouraged to review the resources listed below and speak with members of the school community. For an explanation of this document, see the [Family Guide](#).

School Quality Guide, including NYC School Survey: [tools.nycenet.edu/guide/2017/#dbn=84M430&report\\_type=EMS](http://tools.nycenet.edu/guide/2017/#dbn=84M430&report_type=EMS)

Quality Review: Charter schools do not receive Quality Reviews

NYC School Directory: [schools.nyc.gov/ChoicesEnrollment/Middle/Resources/](http://schools.nyc.gov/ChoicesEnrollment/Middle/Resources/)

School Performance Dashboard: [tools.nycenet.edu/dashboard/#dbn=84M430&report\\_type=EMS](http://tools.nycenet.edu/dashboard/#dbn=84M430&report_type=EMS)